


YANMAR

RIDE/ON MOWER

YANMAR

PARTS CATALOG



MODEL

LD16

LD18 (REU)

LD18MJ

Published

Sept., 1998

NPC-3226

YANMAR RIDE/ON MOWER


LD16

* **LD18**

LD18MJ

PARTS CATALOG

NPC-3226



YANMAR AGRICULTURAL EQUIPMENT CO., LTD.

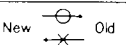
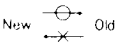
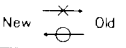
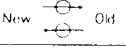

YOUR PARTS ORDERING

- When placing your parts order with us, Please contact us upon confirming the Model, Part No, Description and Qty of the parts you want to order by this parts catalog. First look for the illustration of the part you want. Then you can find out the necessary informations by tracing the illustration No., as each illustration corresponds to the parts list on the following page.
- All parts the illustrations of which are not numbered shall not be sold separately.
- You are asked to prepare parts, especially consumable parts in the demand season earlier, as orders will come with a rush in this season.
- Parts other than those due to misshipping on your part shall not be allowed to returned in principle.
- Please surely use YANMAR Genuine Parts, in any YANMAR Product.
(Use of similar goods (parts) on the market causes earlier damage or worsening of performance.)

HOW TO READ THIS PARTS CATALOG

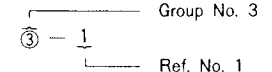
- In the case where a Ref. No. given in the list does not agree with the corresponding Sketch No. in illustration (no suffix number as shown below), an illustration for such a New Part has been omitted only in the case of a parts change for which Interchangeability Symbol N, R or K is given.
[Example] Sketch No. in Illustration Ref. No. in List

1	1	(Before the change)
2	1	(After the change)
2	2	
- Indication and meaning of level Level
 -A number of dots indicated is called the level which refers to the assembly-component relation of an assembly part.
(“.” refers to an assembly part.)
 -Refers to a component included in an assembly part indicated by one dot (•).
 -Refers to a component included in a complete part indicated by two dots (••).
(It indicates a sub-component of pertinent assembly part indicated by one dot (•).)
- Indication and meaning of interchangeability symbol
(Given under the column “I” next to the quantity column in the list)
In the case where a parts change took place, one of the following interchangeability symbols is indicated for that part:

Symbol	Interchangeability	Contents note
N	New  Old	New Part is interchangeable for Old Part but not interchangeable conversely.
P	New  Old	Same as symbol N but supply of Old Part is suspended and New Part is sold in the future.
O	New  Old	New Part is not interchangeable for Old Part but interchangeable conversely.
R	New  Old	New Part is interchangeable for Old Part and vice versa.
S	New  Old	New Part is not interchangeable for Old Part and vice versa.
W		Part newly added.
Z		Part discontinued.
F		Not interchangeable by single part but interchangeable by set of the related parts.
K		Changed only in quantity used.

- Remarks (column “R” given at the right end of the list)
 9-1) A numerical or alphabetic character (symbol) may be indicated under the column “R”.
 9-2) A comment (remarks) for a part in question is given at the lower part of the list, following a symbol identical to the aftermentioned symbol when a symbol is indicated under the column “R”.

- Virtual No. in illustration
A Sketch No. in illustration containing an encircled numeral indicates other related Group No.

[Example]  indicated.

- Change Effective Machine No.

When a part is changed, a Change Effective Machine No. of such a model for which a New Part is applied is indicated as follows:

[Example] Model columns A ~ F
(Model indication is given in two kinds, namely, 4-model and 6-model indications,) correspond to A ~ F in front of Change Effective Machine No..

4-model Indication

(A) =
(B) =
(C) =
(D) =

6-model Indication

(A) =	(D) =
(B) =	(E) =
(C) =	(F) =

[Example] A=F610001 B= F612001

Model column A indicates that a parts change is put into effect from Machine No. 610001 and on. And moreover Model column B indicates that a parts change is put into effect from

Machine No. 612001 and on.

[Classification]

E Engine No.	} indicated.
F Machine Body No.	
R Rotary Unit No.	

- Additional Group No. found in the Revised Edition

Kindly understand that a Group No. other than consecutive numbers has been entered in the case where the corresponding Group is added within the pertinent Section.

[Example]

Section

BODY SECTION

Group No. Group name

- 46. ENGINE FIXTURE & BATTERY
 - 47. FRAME & HYDRAULIC PUMP
 - 48. BEVEL GEAR CASE
 - 49. TRANSM. CASE & RUNNING CLUTCH
 - 50. CONTROL LEVERS
 - 51. CRAWLER
 - 64. ENGINE FIXTURE & BATTERY (Group added for the YSR1300-N)
 - 65. CONTROL LEVERS (Group added for the YSR1300-N)
- SNOW REMOVAL SECTION
- 52. CHUTE
 - 53. SNOW REMOVAL FRAME & BLOWER

Additional Groups are indicated.

Owing to the improvement of YANMAR Product involved or its parts, the contents of this Parts Catalog may be altered without prior notice to you

SPECIFICATIONS

Model		LD16	LD18(MJ)
Dimensions	Overall length(mm)	1826	1826
	(with grass catcher)	(2708)	(2708)
	Overall width(mm)	1047	1047
	(with grass catcher)	(1470)	(1470)
	Overall height(mm)	1225	1225
	(with grass catcher)	(1591)	(1591)
Wheel base(mm)		1270	1270
Tread	Front(mm)	800	800
	Rear(mm)	800	800
Weight, without grass catcher(kg)		419	419
(Weight, with grass catcher)(kg)		489	489
Engine	Make	YANMAR	YANMAR
	Model	3TN66 - UMF	3TNE68 - UMF
	Output, Max. Gross kW(ps)/3000rpm	11.8(16)	13.2(18)
	Type	Water cooled diesel	Water cooled diesel
	No. of cylinder	3	3
	Displacement(cc)	658	784
	Air cleaner	Dry	Dry
Fuel tank capacity(Lit.)		17.5	17.5
Battery		12V 45AH	12V 45AH
Tires	Front	16×6.50 - 8	16×6.50 - 8
	Rear	23×10.5 - 12	23×10.5 - 12
Transmission		HST	HST
Brake		Internal expansion	Internal expansion
Travel speed	Forward(km/h)	0 - 12.3	0 - 12.3
	Reverse(km/h)	0 - 6.1	0 - 6.1
Operation	Mower drive clutch	Manual	Manual
	Mower lift	Hydraulic	Hydraulic
Seat adjust		Lever and pin	Lever and pin
Mower	Cutting width(mm)	1220	1220
	No. of blade	3	3
	Cutting height(mm)	25 - 108(13 - position)	25 - 108(13 - position)
	Drive	Shaft	Shaft
Grass catcher (Option)	Model	LC550	LC550
	Capacity(Lit.)	550	550
	Weight(kg)	70	70

CONTENTS

YOUR PARTS ORDERING.....	1A02
SPECIFICATIONS.....	1A03

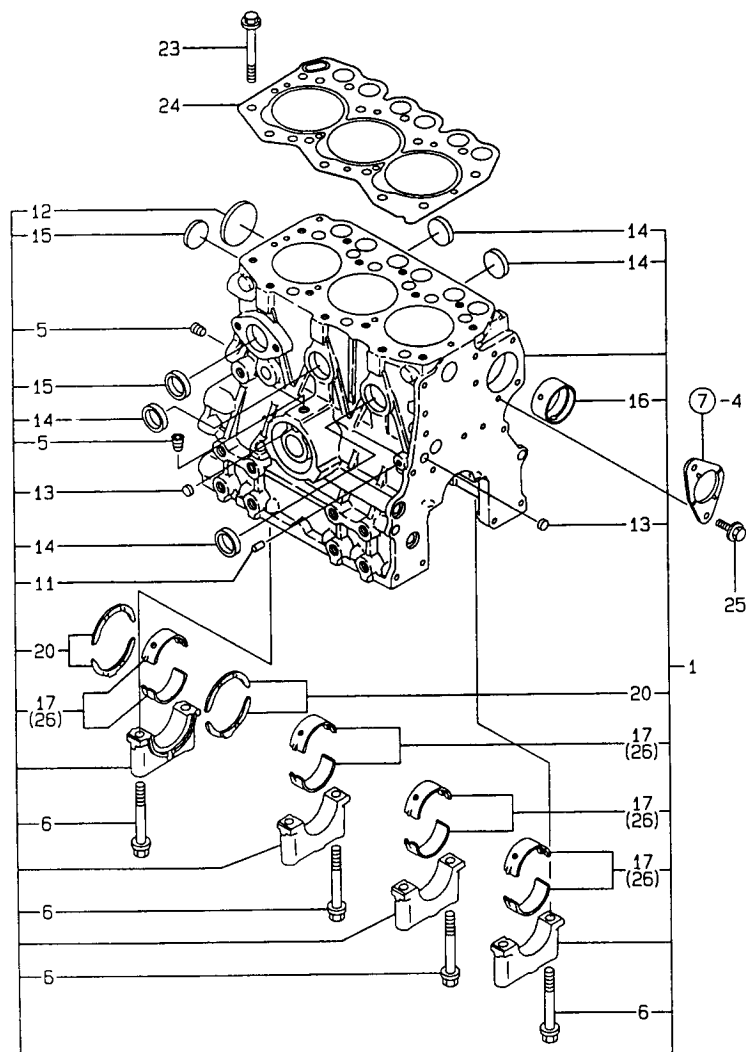
ENGINE UNIT(3TNE68-UMF)		1B02
GROUP NO.	GROUP NAME	
1.	CYLINDER BLOCK	1B03
2.	GEAR HOUSING	1B04
3.	OIL SUMP	1B05
4.	CYLINDER HEAD & BONNET	1B06
5.	SUCTION MANIFOLD	1B08
6.	EXHAUST MANIFOLD & SILENCER	1B09
7.	CAMSHAFT & DRIVING GEAR	1B10
8.	CRANKSHAFT & PISTON	1B11
9.	LUBRICATING OIL SYSTEM	1B12
10.	COOLING WATER SYSTEM	1B13
11.	FUEL OIL INJECTION PUMP	1B14
12.	GOVERNOR	1B15
13.	FUEL OIL INJECTION VALVE	1C01
14.	FUEL OIL LINE	1C02
15.	STARTING MOTOR	1C03
16.	GENERATOR	1C04
ENGINE UNIT(3TN66-UMF)		1D02
1.	CYLINDER BLOCK	1D03
2.	GEAR HOUSING	1D04
3.	OIL SUMP	1D05
4.	CYLINDER HEAD & BONNET	1D06
5.	SUCTION MANIFOLD	1D08
6.	EXHAUST MANIFOLD & SILENCER	1D09
7.	CAMSHAFT & DRIVING GEAR	1D10
8.	CRANKSHAFT & PISTON	1D11
9.	LUBRICATING OIL SYSTEM	1D12
10.	COOLING WATER SYSTEM	1D13
11.	FUEL OIL INJECTION PUMP	1D14

GROUP NO.	GROUP NAME	
12.	GOVERNOR	1D15
13.	FUEL OIL INJECTION VALVE	1E01
14.	FUEL OIL LINE	1E02
15.	STARTING MOTOR	1E03
16.	GENERATOR	1E04
	ENGINE RELATION UNIT	1F02
1.	ENGINE MOUNTING	1F03
2.	ENGINE ACCESSORIES	1F04
3.	FUEL TANK	1F05
4.	FUEL PIPE	1F06
5.	CONTROL VALVE	1F07
6.	HYDRAULIC PIPINGS & CYLINDER	1F08
7.	RADIATOR	1F10
8.	BATTERY	1F11
9.	ELECTRICAL PARTS	1F12
10.	WIRE HARNESS	1F13
	TRANSMISSION UNIT	1F14
11.	TRANSMISSION IN-PUT	1F15
12.	TRANSMISSION CASE	1F16
13.	COUNTER SHAFT	1G02
14.	BRAKE SHAFT	1G03
15.	H.S.T	1G04
16.	MOWER DRIVE	1G05
17.	TENSION	1G06
18.	MOWER BRAKE	1G07
	FRONT AXLE SECTION	1G09
19.	FRONT AXLE	1G10
20.	REAR AXLE SHAFT	1G11
21.	DIFFERENTIAL	1G12

GROUP NO.	GROUP NAME	
22.	WHEELS	1G13
23.	STEERING	1G14
24.	STEERING WHEEL	1G15
25.	FRONT LINK	1G16
	CHASSIS FRAME SECTION	1H01
26.	CHASSIS FRAME	1H02
27.	LIFT LINK	1H03
	FITTINGS SECTION	1H05
28.	BONNET	1H06
29.	COLUMN COVER	1H07
30.	FENDER	1H08
31.	OPERATOR SEAT	1H09
	CONTROL UNIT	1H10
32.	ENGINE CONTROL	1H11
33.	CHANGE CONTROL	1H12
34.	CRUISE CONTROL	1H13
35.	BRAKE ROD	1H14
36.	BRAKE PEDAL	1H15
37.	CLUTCH LEVER	1H16
	MOWER UNIT	1I01
38.	MOWER DECK	1I02
39.	ABANDON COVER	1I04
40.	MOWER IN-PUT	1I05
41.	BLADE DRIVE	1I06
42.	BLADE	1I07
43.	GAUGE WHEEL	1I08
	THROWER & CATCHER	1I09
44.	THROWER DRIVE	1I10
45.	THROWER JOINT	1I11

GROUP NO.	GROUP NAME	
46.	THROWER FAN	1112
47.	THROWER CASE	1113
48.	CATCHER	1115
49.	SENSOR STAY	1J01
50.	CATCHER ELECTRICAL PARTS	1J02
55.	LABEL(SAFETY	1J03
56.	BACK FRAME(ADDITIONAL ITEM)	1J04
57.	SHOOT(ADDITIONAL ITEM)	1J05
58.	BAG(ADDITIONAL ITEM)	1J06
59.	COVER(ADDITIONAL ITEM)	1J07
	LABELS, TOOL & ACCESSORIES UNIT	1J08
51.	LABELS	1J09
52.	TOOLS	1J11
53.	LABELS 18J	1J12
54.	LABELS MOWER 48EU	1J13
	PARTS INDEX	1L01

1. CYLINDER BLOCK



1803
(1802)
NPC-3224

1. CYLINDER E X

(A)=3TNE68-UMF (D)=
(B)= (E)=
(C)= (F)=

REF. NO.	LEV. 0	PART NO.	DESCRIPTION	-----Q'TY-----						I	P/U	A	R
				(A)	(B)	(C)	(D)	(E)	(F)				
1	.	719265-01560	BLOCK ASSY, CYLINDER	1								1	
5	..	124060-01050	PLUG PT1/8	2								1	
6	..	119260-02020	BOLT	8								1	
11	..	27221-060100	PLUG 6X10	1								1	
12	..	27231-400000	PLUG 40	1								1	
13	..	27241-100000	PLUG 10	2								1	
14	..	27241-250000	PLUG 25	4								1	
15	..	27241-300000	PLUG 30	2								1	
16	..	119260-02410	BUSH, CAMSHAFT	1								1	
I 16- 1	..	119266-02410	BUSH	1							R	1	
		(A=E32349)											
17	..	719260-02800	MAIN BEARING	4								1	
20	..	719260-02930	BEARING, THRUST	2								1	
23	.	119260-01200	BOLT, CYL.HEAD	14								1	
24	.	119265-01340	GASKET, CYL. HEAD	1								1	
I 24- 1	.	119265-01341	GASKET, CYL. HEAD	1							N	1	
		(A=E23052)											
25	.	26106-060122	BOLT M 6X 12 PLATED	2								10	
26	.	719260-02870	MAIN BEARING US=0.25	4								1	(1

N110244

(1) UNDER-SIZE(U.S=0.25)PART.
(REMARKS)"EFFECTIVE MACHINE NO." OF

ENGINE IS INDICATED ON THE
ENGINE LABEL WHICH IS SHOWN
IN FIG.4.

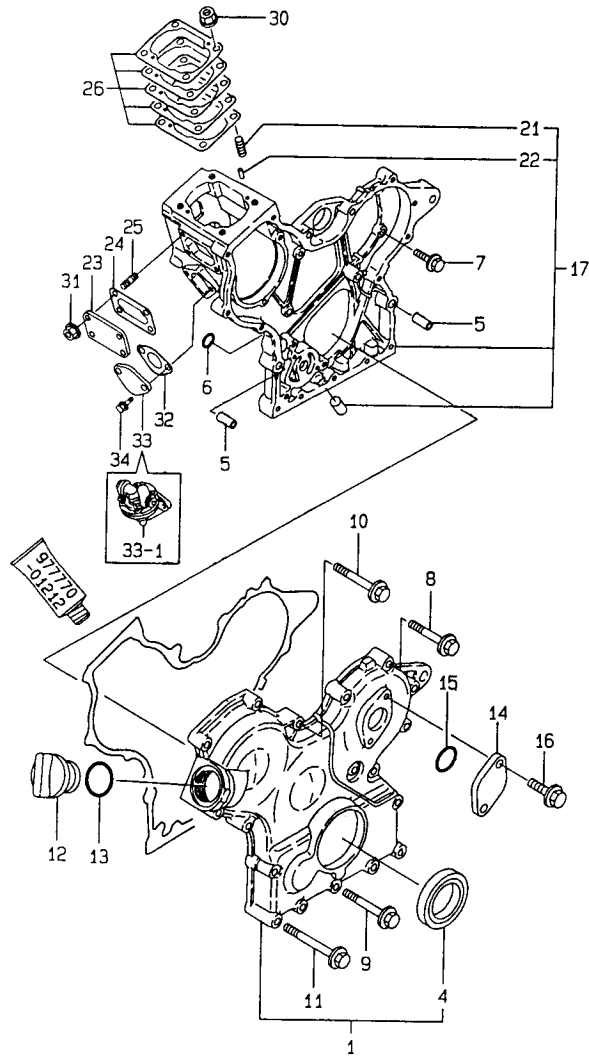
REMARKS

(1) アンダーサイズ(U.S=0.25)の部品。 (1) UNDER-SIZE(U.S=0.25)PART.
(チユウ) エンジンラベルに有効機番.4 / (REMARKS)"EFFECTIVE MACHINE NO." OF

キタイメイハシノコウキチス。

ENGINE IS INDICATED ON THE
ENGINE LABEL WHICH IS SHOWN
IN FIG.4.

2. GEAR HOUSING



 | (REMARKS) "EFFECTIVE MACHINE NO." OF
 | ENGINE IS INDICATED ON THE
 | ENGINE LABEL WHICH IS SHOWN
IN FIG.4.

N110245

2. GEAR HOUSING

98.03.23

-----+
 | 1B04 |
 | (1B02) |
 +-----+
 NPC-3224

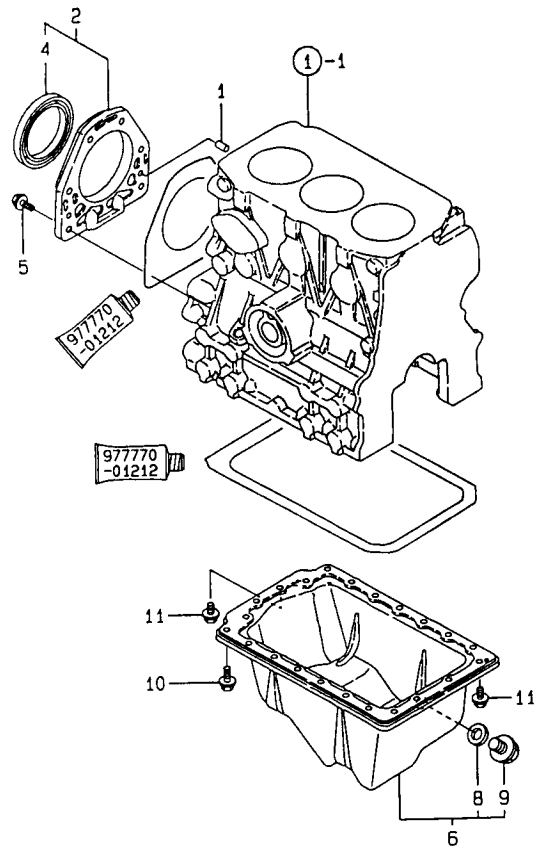
(A)=3TNE68-UMF (D)=
 (B)= (E)=
 (C)= (F)=

REF. NO.	LEV. 0	PART NO.	DESCRIPTION	-----Q'TY-----						I	P	U	A	R
				(A)	(B)	(C)	(D)	(E)	(F)					
1	-	119260-01590	COVER ASSY, GEAR CASE	1										1
4	..	119620-01800	SEAL HTC456208, OIL	1										1
5	-	119660-01911	PIPE, KNOCK	4										1
6	-	24311-000120	O-RING 1A P 12.0	2										10
7	-	26106-060162	BOLT M 6X 16 PLATED	5										10
8	-	26106-060302	BOLT M 6X 30 PLATED	5										10
9	-	26106-060402	BOLT M 6X 40 PLATED	3										10
10	-	26106-060502	BOLT M 6X 50 PLATED	4										10
11	-	26106-060652	BOLT M 6X 65 PLATED	6										10
12	-	124160-01751	CAP, LUB.OIL SUPPLY	1										1
13	-	24311-000320	O-RING 1A P-32.0	1										10
14	-	121023-01550	COVER, BLIND	1										1
15	-	24341-000240	O-RING 1A S-24.0	1										10
16	-	26106-060122	BOLT M 6X 12 PLATED	2										10
17	-	119260-01490	HOUSING ASSY, GEAR	1										1
21	..	121450-01560	STUD M 8X 22	4										1
22	..	22351-040010	SPRING PIN 4X10	2										10
23	-	119660-01551	COVER	1										1
24	-	119660-01562	GASKET, (NON-ASB.)	1										1
25	-	119660-01570	STUD M6X12	4										1
26	-	119620-01950	SHIM SET	1										1
26-1	-	119623-01950	SHIM PACK	1								N		1
		(A=FROM 1ST)												
30	-	194990-22050	NUT W/WASHER 8	4										1
31	-	26366-060002	NUT M 6	4										10
32	-	121520-01851	GASKET, (NON-ASB.)	1										1
33	-	121520-01860	COVER, BLIND	1										1
33-1	-	119600-52021	PUMP ASSY, FUEL FEED	1								S		1
		(A=FROM 1ST)												
34	-	26014-060202	BOLT M 6X 20	2										10

----- REMARKS -----
 (ア) エンジンラベルのシリアルナンバーは、図4のエンジンラベルに示されている。
 *タイマールラベルのシリアルナンバー。
 | (REMARKS) "EFFECTIVE MACHINE NO." OF
 | ENGINE IS INDICATED ON THE
 | ENGINE LABEL WHICH IS SHOWN
IN FIG.4.

N110245

3. OIL SUMP



N110246

(REMARKS) "EFFECTIVE MACHINE NO." OF
ENGINE IS INDICATED ON THE
ENGINE LABEL WHICH IS SHOWN
IN FIG.4.

1805
(1802)
NPC-3224

3. OIL SUMP

98.03.23

(A)=3TNE68-UMF (D)=
(B)= (E)=
(C)= (F)=

REF. NO.	LEV. 0	PART NO.	DESCRIPTION	Q'TY						I P/U A R
				(A)	(B)	(C)	(D)	(E)	(F)	
1	.	119620-01620	PARALLEL PIN 6X10	2						1
2	.	719620-01650	CASE ASSY, OIL SEAL	1						1
4	..	124085-02220	SEAL, OIL	1						1
5	.	26106-060222	BOLT M 6X 22 PLATED	6						10
6	.	119258-01770	PAN, LUB OIL	1						1
8	..	22190-120002	SEAL WASHER 12	1						10
9	..	23887-120002	PLUG 12, HEX.	1						1
10	.	26106-060082	BOLT M 6X 8 PLATED	16						10
11	.	26106-060122	BOLT M 6X 12 PLATED	6						10

REMARKS
(チリウ) エンジンノシマツシヨウキ ハ コウモクノ.4 ノ (REMARKS) "EFFECTIVE MACHINE NO." OF
キタイメイハシノ コウキチヌ。 ENGINE IS INDICATED ON THE
ENGINE LABEL WHICH IS SHOWN
IN FIG.4.

N110246

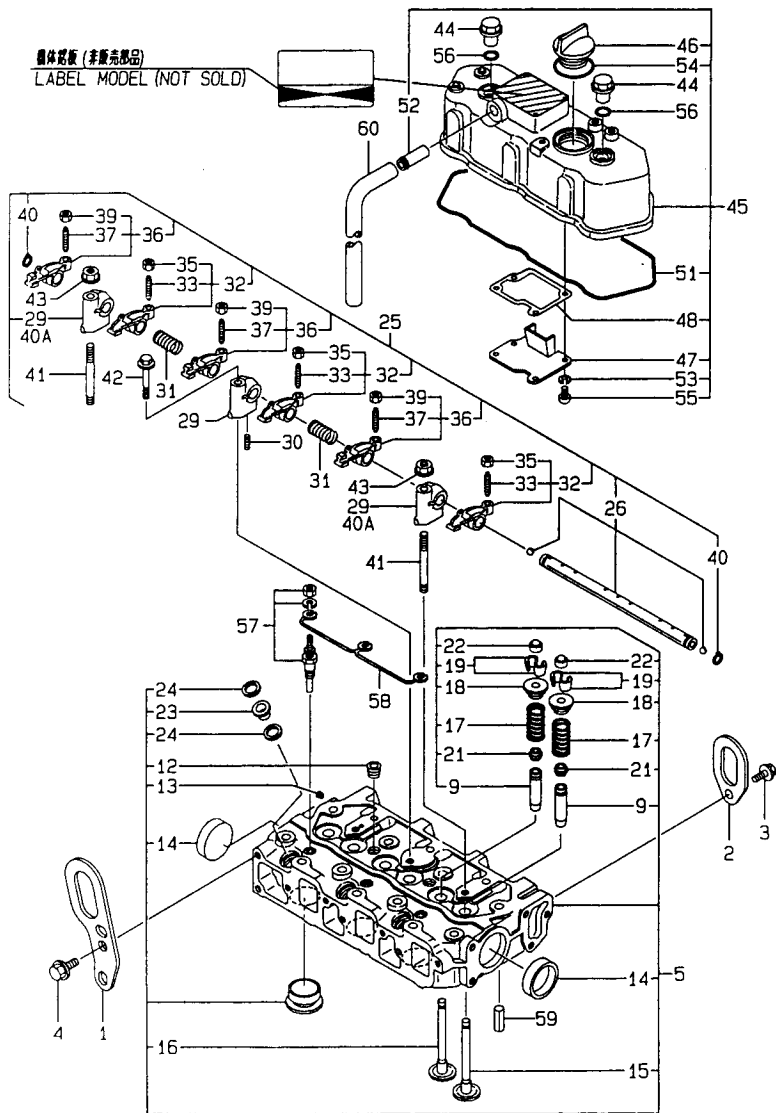
4. CYLINDER HEAD & BONNET

1806
(1802)
NPC-3224

4. CYLINDER HEAD & BONNET

98.03.23

(A)=3TNE68-UMF (D)=
(B)= (E)=
(C)= (F)=



(1) REPAIR PART.
(REMARKS)"EFFECTIVE MACHINE NO." OF

ENGINE IS INDICATED ON THE
ENGINE LABEL WHICH IS SHOWN
IN FIG.4.

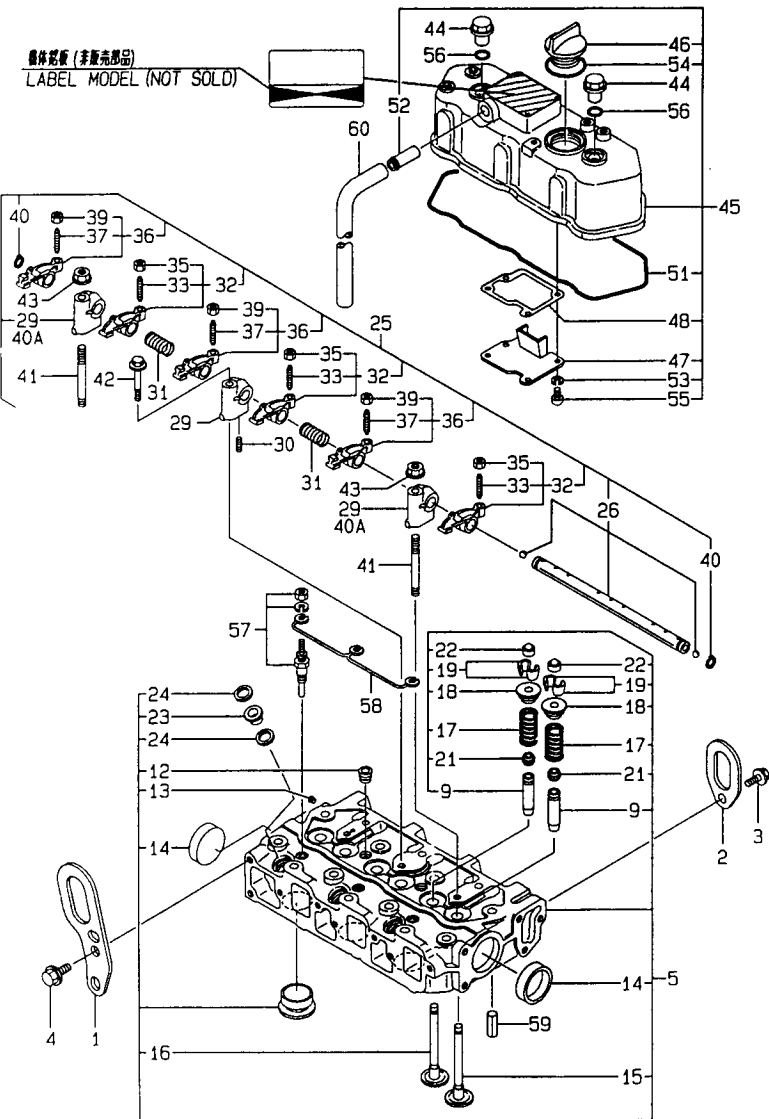
REF. NO.	LEV. 0	PART NO.	DESCRIPTION	-----Q'TY-----						I	P	U	A	R
				(A)	(B)	(C)	(D)	(E)	(F)					
1	.	119260-07900	LIFTER, ENGINE	1										1
2	.	119225-07910	LIFTER, ENGINE	1										1
3	.	26106-080142	BOLT M 8X 14 PLATED	1										10
4	.	26106-080162	BOLT M 8X 16 PLATED	2										10
5	.	119265-11700	HEAD ASSY, CYLINDER	1										1
9	..	119260-11800	GUIDE, VALVE	6										1 (1
12	..	23871-020000	PLUG PT1/4, SCREW	2										1
12-1	..	23871-030000	PLUG PT3/8, SCREW	2							S			1
(A=FROM 1ST)														
13	..	27221-050080	PLUG 5X 8	1										1
14	..	27241-350000	PLUG 35	2										1
15	..	119260-11100	VALVE, SUCTION	3										1
16	..	119260-11110	VALVE, EXHAUST	3										1
17	..	114250-11120	SPRING, VALVE	6										1
18	..	114250-11180	RETAINER, SPRING	6										1
19	..	714250-11570	COTTER ASSY	6										2
21	..	119260-11340	SEAL, VALVE STEM	6										1
22	..	119260-11370	CAP, VALVE	6										1
23	..	119600-11450	PROTECTOR, NOZZLE	3										1
24	..	119600-11460	GASKET, NOZZLE	6										1
25	.	119260-11200	SUPPORT ASSY, ARM	1										1
26	..	119260-11240	SHAFT ASSY, ARM	1										1
29	..	119260-11260	SUPPORT, ROCKER ARM	3										1
I 29-1	..	119260-11260	SUPPORT, ROCKER ARM	1									K	1
(A=E16170)														
30	..	119260-11270	SCREW	1										1
31	..	119260-11280	SPRING	2										1
32	..	719260-11650	ARM ASSY, ROCKER	3										1
33	...	105010-11230	SCREW, VALVE	3										1
35	...	26756-060002	LOCK NUT 6	3										10
36	..	719260-11660	ARM ASSY, ROCKER	3										1
37	...	105010-11230	SCREW, VALVE	3										1
39	...	26756-060002	LOCK NUT 6	3										10
40	..	22242-000100	CIRCLIP 10	2										10
I 40A	..	119265-11260	SUPPORT, ROCKER ARM	2									W	1
(A=E16170)														
41	.	119620-11350	STUD	2										1
42	.	26106-080452	BOLT M 8X 45 PLATED	1										10
43	.	26366-080002	NUT M 8	2										10
44	.	124160-11360	KNOB	2										1
45	.	719260-11520	BONNET ASSY, HEAD	1										1
I 45-1	.	119260-11330	BONNET ASSY, (NON-ASB)	1									R	1
(A=EXXX)														
46	..	124160-01751	CAP, LUB.OIL SUPPLY	1										1
47	..	119260-03020	PLATE, SHELTER	1										1
48	..	119260-03031	GASKET, (NON-ASB.)	1										1
51	..	119260-11310	GASKET, BONNET	1										1
52	..	119620-11390	JOINT	1										1
53	..	22217-050000	SPRING WASHER 5	4										10
54	..	24311-000320	O-RING 1A P-32.0	1										10
55	..	26557-050102	SCREW M 5X 10	4										10
56	.	24311-000120	O-RING 1A P 12.0	2										10
57	.	129155-77800	PLUG, GLOW	3										1
58	.	119620-77820	CONNECTOR, GLOW PLUG	1										1

N110247

** CONTINUE **

N110247

4. CYLINDER HEAD & BONNET



(1) REPAIR PART.
 (REMARKS) "EFFECTIVE MACHINE NO." OF
 ENGINE IS INDICATED ON THE
 ENGINE LABEL WHICH IS SHOWN
 IN FIG.4.

1807
 (1802)
 NPC-3224

4. CYLINDER HE & BONNET

98.03.23

(A)=3TNE68-UMF (D)=
 (B)= (E)=
 (C)= (F)=

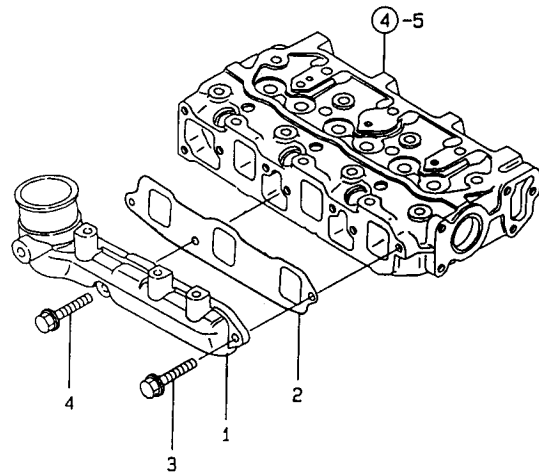
REF. NO.	LEV. 0	PART NO.	DESCRIPTION	Q'TY						I	P	U	A	R
				(A)	(B)	(C)	(D)	(E)	(F)					
58-1	.	119645-77820	CONNECTOR, GLOW PLUG	1									N	1
		(A=FROM 1ST)												
59	.	22351-060012	SPRING PIN 6X12	2										10
60	.	23065-120500	PIPE, VINYL 12X 500	1										1

N110247

REMARKS
 (1) ホヨクフ"ピソチ"ス。
 (チヌク) エソシ"ソフ" シ"ツシコ"ウキ ハ コウモクNO.4 ノ
 キタイメイ"ハ"ソ" ノ コ"ウキチ"ス。
 (1) REPAIR PART.
 (REMARKS) "EFFECTIVE MACHINE NO." OF
 ENGINE IS INDICATED ON THE
 ENGINE LABEL WHICH IS SHOWN
 IN FIG.4.

N110247

5. SUCTION MANIFOLD



-----+
 | 1808 |
 | (1802) |
 +-----+
 NPC-3224

5. SUCTION MANIFOLD

98.03.23

(A)=3TNE68-UMF (D)=
 (B)= (E)=
 (C)= (F)=

REF. NO.	LEV. 0	PART NO.	DESCRIPTION	-----Q'TY-----						I P/U A R
				(A)	(B)	(C)	(D)	(E)	(F)	
1	.	119270-12100	MANIFOLD, SUCTION	1						1
2	.	119270-12110	GASKET, SUC.MANIFOLD	1						1
3	.	26106-060162	BOLT M 6X 16 PLATED	2						10
4	.	26106-060282	BOLT M 6X 28 PLATED	1						10

N110248

-----+
 | (REMARKS)"EFFECTIVE MACHINE NO." OF
 | ENGINE IS INDICATED ON THE
 | ENGINE LABEL WHICH IS SHOWN
 | IN FIG.4.
 +-----+

-----+
 | REMARKS |
 | (ヲ1ク) エンヂ"ンフ" ヲツシコ"ウキ ハ コウモクNO.4 ノ | (REMARKS)"EFFECTIVE MACHINE NO." OF
 | キタイメイハ"ン ノ コ"ウキチ"ス。 | ENGINE IS INDICATED ON THE
 | | ENGINE LABEL WHICH IS SHOWN
 | | IN FIG.4.
 +-----+

N110248

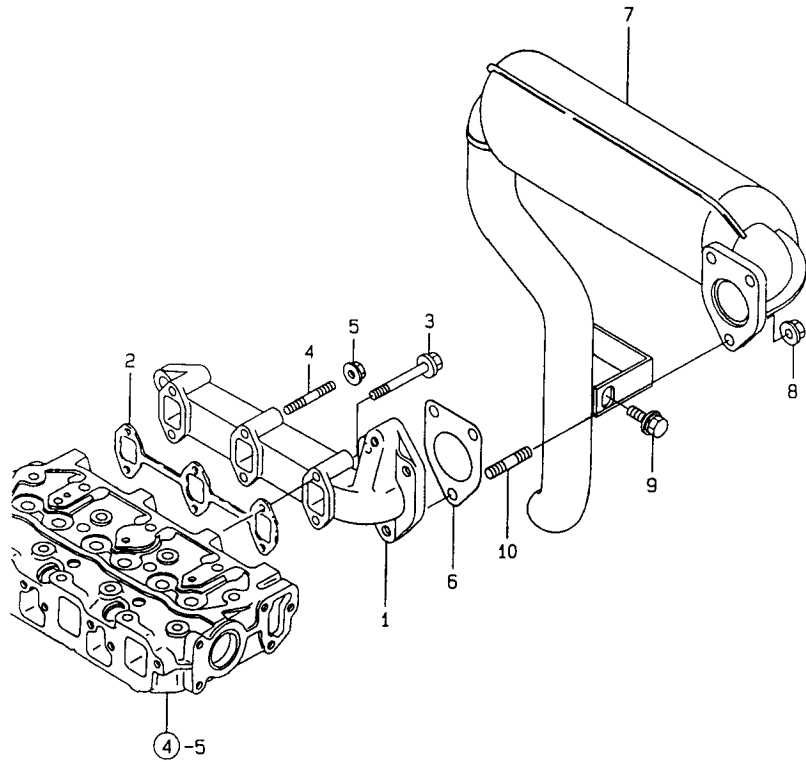
6. EXHAUST MANIFOLD & SILENCER

1809
1802
NPC-3224

6. EXHAUST MANIFOLD & SILENCER

98.03.23

(A)=3TNE68-UMF (D)=
(B)= (E)=
(C)= (F)=



REF. NO.	LEV. 0	PART NO.	DESCRIPTION	-----QTY-----						I P/U A R
				(A)	(B)	(C)	(D)	(E)	(F)	
1	.	119225-13101	MANIFOLD, EXHAUST	1						1
2	.	119260-13110	GASKET, EXH.MANIFOLD	1						1
3	.	26106-060402	BOLT M 6X 40 PLATED	4						10
4	.	26216-060402	STUD M 6X 40 PLATED	2						10
5	.	26366-060002	NUT M 6	2						10
6	.	119260-13202	GASKET, (NON-ASB.)	1						1
7	.	119258-13500	SILENCER	1						1
8	.	194990-22050	NUT W/WASHER 8	3						1
9	.	26014-080252	BOLT M 8X 25	1						10
10	.	26216-080202	STUD M 8X 20 PLATED	3						10

N110249

(REMARKS)"EFFECTIVE MACHINE NO." OF

ENGINE IS INDICATED ON THE ENGINE LABEL WHICH IS SHOWN IN FIG.4.

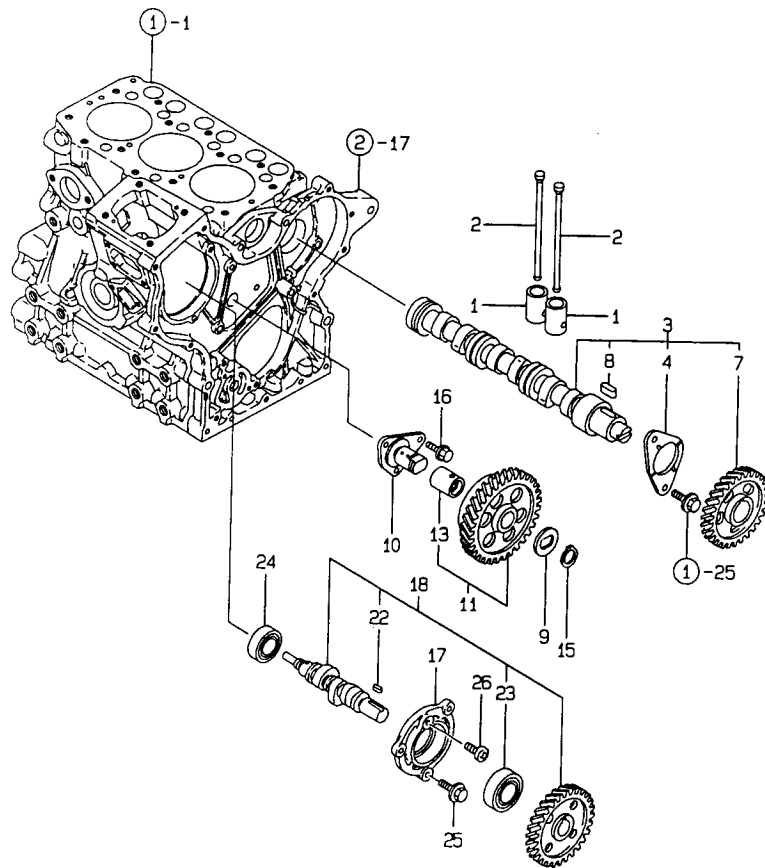
REMARKS (チユク) エンジンノ シツコウキ ノ コモクNO.4 / (REMARKS)"EFFECTIVE MACHINE NO." OF

キタイメイハン ノ コウキチス。

ENGINE IS INDICATED ON THE ENGINE LABEL WHICH IS SHOWN IN FIG.4.

N110249

7. CAMSHAFT & DRIVING GEAR



1810
(1802)
NPC-3224

7. CAMSHAFT & DRIVING GEAR

98.03.23

(A)=3TNE68-UMF (D)=
(B)= (E)=
(C)= (F)=

REF. NO.	LEV. 0	PART NO.	DESCRIPTION	-----Q'TY-----						I	P	U	A	R
				(A)	(B)	(C)	(D)	(E)	(F)					
1	.	119260-14200	TAPPET	6										1
2	.	119260-14400	ROD, PUSH	6										1
3	.	119260-14580	CAMSHAFT ASSY	1										1
4	..	119620-02450	BEARING, THRUST	1										1
7	..	119260-14100	GEAR, CAMSHAFT	1										1
8	..	22512-040120	KEY 4X 12	1										1
9	.	119660-25022	RETAINER, IDLE GEAR	1										1
10	.	119660-25052	SHAFT, IDLE GEAR	1										1
11	.	119260-25100	GEAR W/BUSH, IDLE	1										1
13	..	119620-25912	BUSH	1										1
15	.	22242-000200	CIRCLIP 20	1										10 (1)
16	.	26106-060122	BOLT M 6X 12 PLATED	3										10
17	.	119660-01821	BEARING, FUEL CAM.	1										1
18	.	119225-14200	CAM ASSY, F.I. PUMP	1										1
22	..	22512-040120	KEY 4X 12	1										1
23	..	24102-063034	BALL BEARING 6303U	1										1
24	.	24101-062034	BALL BEARING	1										1
25	.	26106-060162	BOLT M 6X 16 PLATED	3										10
26	.	26587-080102	SCREW M 8X 10	1										10

N110250

(1) REPAIR PART.
(REMARKS)"EFFECTIVE MACHINE NO." OF

ENGINE IS INDICATED ON THE
ENGINE LABEL WHICH IS SHOWN
IN FIG.4.

REMARKS

(1) ホヨウフ"エンヂ"ス。
(チユウ) エンヂ"シ"ンフ" シ"ツシヨ"ウキ ヲ コウケクNO.4 ノ

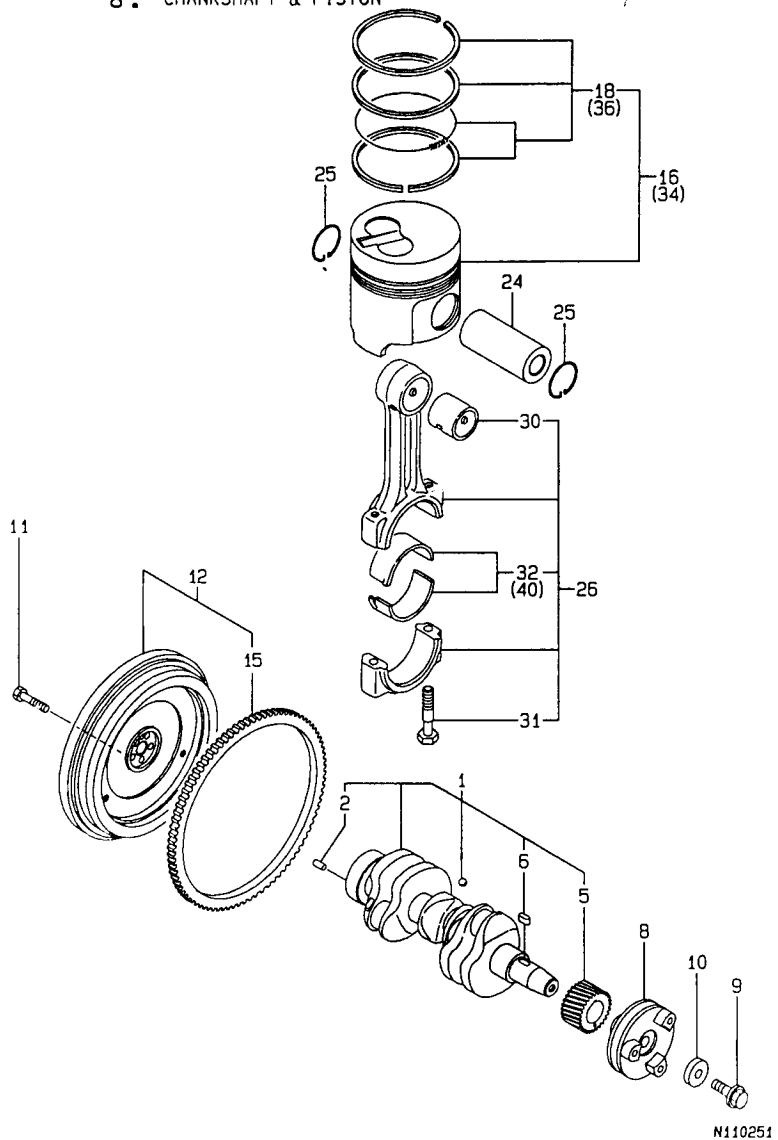
キタイメイ"ハ"ツ ノ コ"ウキ"チ"ス。

(1) REPAIR PART.
(REMARKS)"EFFECTIVE MACHINE NO." OF

ENGINE IS INDICATED ON THE
ENGINE LABEL WHICH IS SHOWN
IN FIG.4.

N110250

8. CRANKSHAFT & PISTON



(1) REPAIR PART.

(2) OVER-SIZE (O.S.=0.25) PART.

(3) UNDER-SIZE (U.S.=0.25) PART.

(REMARKS) "EFFECTIVE MACHINE NO." OF

ENGINE IS INDICATED ON THE ENGINE LABEL WHICH IS SHOWN IN FIG.4.

1B11
(1B02)
NPC-3224

8. CRANKSHAFT & PISTON

98.03.23

(A)=3TNE68-UMF (D)=
(B)= (E)=
(C)= (F)=

REF. NO.	LEV. 0	PART NO.	DESCRIPTION	-----Q'TY-----						I P/U A R
				(A)	(B)	(C)	(D)	(E)	(F)	
1	.	119265-21700	CRANKSHAFT ASSY	1						1
2	..	129100-01580	PARALLEL PIN 8X16	1						1
5	..	119260-21200	GEAR, CRANKSHAFT	1						1
6	..	22512-040120	KEY 4X 12	1						1
8	.	119260-21650	V-PULLEY	1						1
9	.	119621-21680	BOLT M12X1.25, FLANGE	1						1
10	.	119620-21941	WASHER	1						1
11	.	119620-21500	BOLT, FLYWHEEL	5						1
12	.	119255-21590	FLYWHEEL ASSY	1						1
15	..	124060-21600	GEAR, RING	1						1
16	.	119265-22090	PISTON W/RINGS	3						1
16-1	.	119265-22601	PISTON W/RINGS	3					N	1
(A=E13567)										
18	..	119265-22500	RING SET	3						1
24	.	119265-22300	PIN, PISTON	3						1
25	.	22252-000200	CIRCLIP 20	6						10
26	.	119265-23100	ROD ASSY, CONNECTING	3						1
30	..	119620-23910	BUSH, PISTON PIN	3						1 (1)
31	..	119265-23200	BOLT, ROD	6						1
32	..	719260-23600	BEARING, CRANKPIN	3						1
34	.	119265-22900	PISTON ASSY C.S=0.25	3						1 (2)
34-1	.	119265-22930	PISTON W/RING OS=.25	3					N	1 (2)
(A=E13567)										
36	..	119265-22950	RING SET O.S=0.25	3						1 (2)
40	.	719260-23610	BEARING, PIN U.S=0.25	3						1 (3)

(1) ホヨクフ"ピシテ"ス。

(2) オーハ"ー"サイズ" (O.S.=0.25) フ"ピシテ"ス。

(3) アンダ"ー"サイズ" (U.S.=0.25) フ"ピシテ"ス。

(チユク) エシ"ン"フ" シ"ツシ"コ"ウ"キ ハ コウモク"NO.4 ノ

キタイメイ"ハ"ン ノ コウキ"テ"ス。

(1) REPAIR PART.

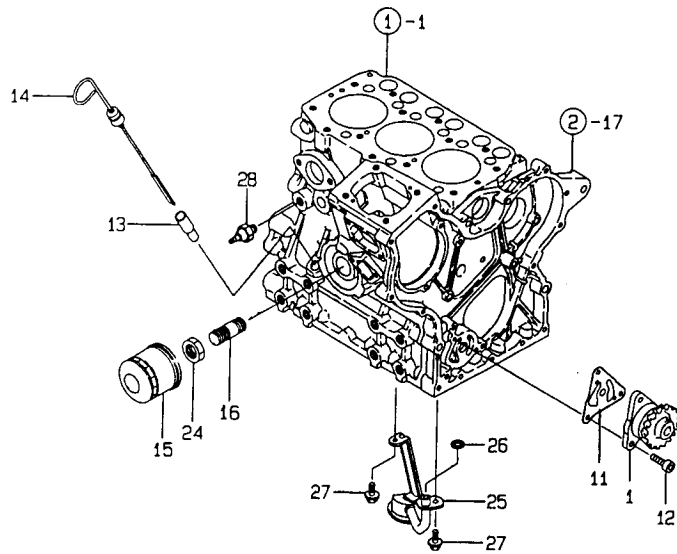
(2) OVER-SIZE (O.S.=0.25) PART.

(3) UNDER-SIZE (U.S.=0.25) PART.

(REMARKS) "EFFECTIVE MACHINE NO." OF

ENGINE IS INDICATED ON THE ENGINE LABEL WHICH IS SHOWN IN FIG.4.

9. LUBRICATING OIL SYSTEM



-----+
 | 1B12 |
 | (1B02) |
 +-----+
 NPC-3224

9. LUBRICATING OIL SYSTEM

98.03.23

(A)=3TNE68-UMF (D)=
 (B)= (E)=
 (C)= (F)=

REF. NO.	LEV. 0	PART NO.	DESCRIPTION	-----Q'TY-----						I	P/U	A	R
				(A)	(B)	(C)	(D)	(E)	(F)				
1	.	119260-32000	PUMP ASSY, LUB. OIL	1								1	
11	.	119660-32020	GASKET, L.O.PUMP	1								1	
12	.	26450-060202	BOLT M 6X 20	3								10	
13	.	121520-34810	GUIDE, DIPSTICK	1								1	
14	.	129132-34800	DIPSTICK	1								1	
15	.	119305-35150	FILTER, LUB. OIL	1								1	
16	.	119225-35300	VALVE ASSY,OIL PRESS	1								1	
24	.	129150-35350	NUT	1								1	
25	.	119260-35090	PIPE, OIL INLET	1								1	
26	.	24311-000120	O-RING 1A P 12.0	1								10	
I 26- 1	.	24311-000110 (A=E333)	O-RING 1A P-11.0	1							R	10	
I 26- 2	.	119209-35030 (A=E32349)	O-RING	1							N	1	
27	.	26106-060122	BOLT M 6X 12 PLATED	2								10	
28	.	124160-39450	SWITCH, OIL PRESSURE	1								1	

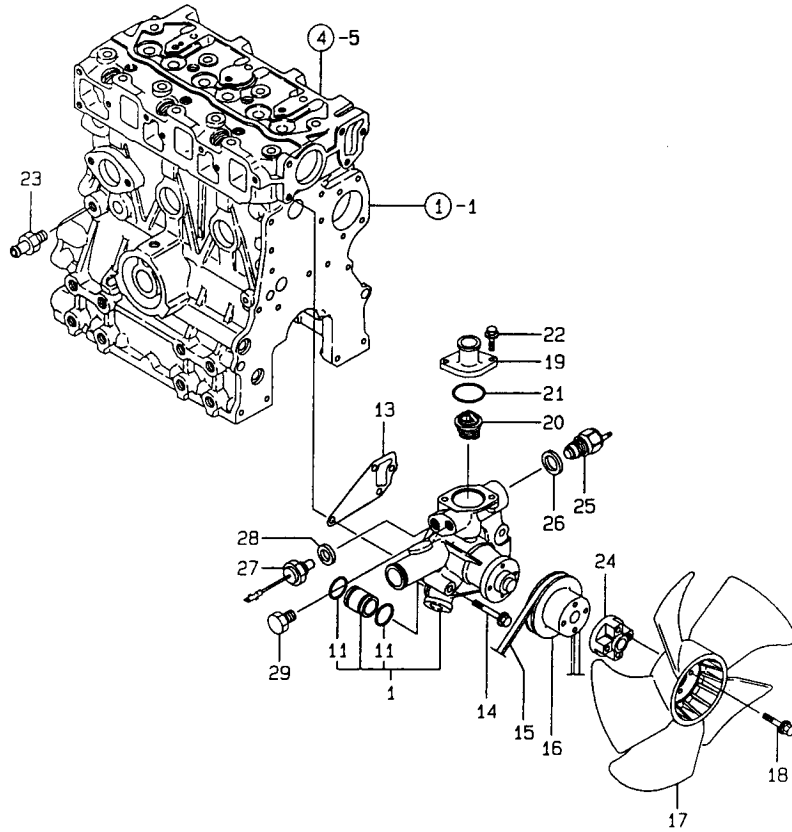
N110252

-----+
 | (REMARKS) "EFFECTIVE MACHINE NO." OF
 | ENGINE IS INDICATED ON THE
 | ENGINE LABEL WHICH IS SHOWN
 | IN FIG.4.
 +-----+

-----+
 | REMARKS |
 | (キ1ク) エンジンフ シツシコウキ ハ コモクNO.4 ノ | (REMARKS) "EFFECTIVE MACHINE NO." OF
 | キタイムイハシ ノ コウキチニス。 | ENGINE IS INDICATED ON THE
 | | ENGINE LABEL WHICH IS SHOWN
 | | IN FIG.4.
 +-----+

N110252

10. COOLING WATER SYSTEM



1B13
(1B02)
NPC-3224

10. COOLING WATER SYSTEM

98.03.23

(A)=3TNE68-UMF (D)=
(B)= (E)=
(C)= (F)=

REF. NO.	LEV. 0	PART NO.	DESCRIPTION	Q'TY						I	P	U	A	R
				(A)	(B)	(C)	(D)	(E)	(F)					
1	.	119265-42002	PUMP ASSY, C. WATER	1										1
11	..	24311-000210	O-RING 1A P-21.0	2										10
13	.	119260-42020	GASKET, C.W. PUMP	1										1
14	.	26106-080452	BOLT M 8X 45 PLATED	3										10
15	.	104514-42780	V-BELT (HM-33)	1										1
16	.	119620-42350	V-PULLEY, C.W. PUMP	1										1
17	.	119258-44740	FAN(D300,SUCTION	1										1
18	.	26106-060302	BOLT M 6X 30 PLATED	4										10
19	.	119260-49530	COVER, THERMOSTAT	1										1
19-	1	129350-49530	COVER, THERMOSTAT	1							N			1
		(A=FROM 1ST)												
20	.	119260-49800	THERMOSTAT (71°C	1										1
20-	1	129350-49800	THERMOSTAT (71°C	1							N			1
		(A=FROM 1ST)												
21	.	24321-000350	O-RING 1A G-35.0	1										10
21-	1	129350-49541	GASKET, (NON-ASB.)	1							N			1
		(A=FROM 1ST)												
22	.	26106-060182	BOLT M 6X 18 PLATED	2										10
I 22-	1	26106-080202	BOLT M 8X 20 PLATED	2							N			10
		(A=FROM 1ST)												
23	.	121550-49111	JOINT PT1/4	1										1
24	.	121267-44760	SPACER	1										1
25	.	121250-44901	SWITCH, THERMO(110°C	1										1
26	.	124465-44950	GASKET 16	1										1
27	.	119650-44900	SWITCH, WATER TEMP.	1										1
28	.	129150-49360	GASKET 10	1										1
I 29	.	171056-49120	PLUG, DRAIN	1							W			1
		(A=FROM 1ST)												

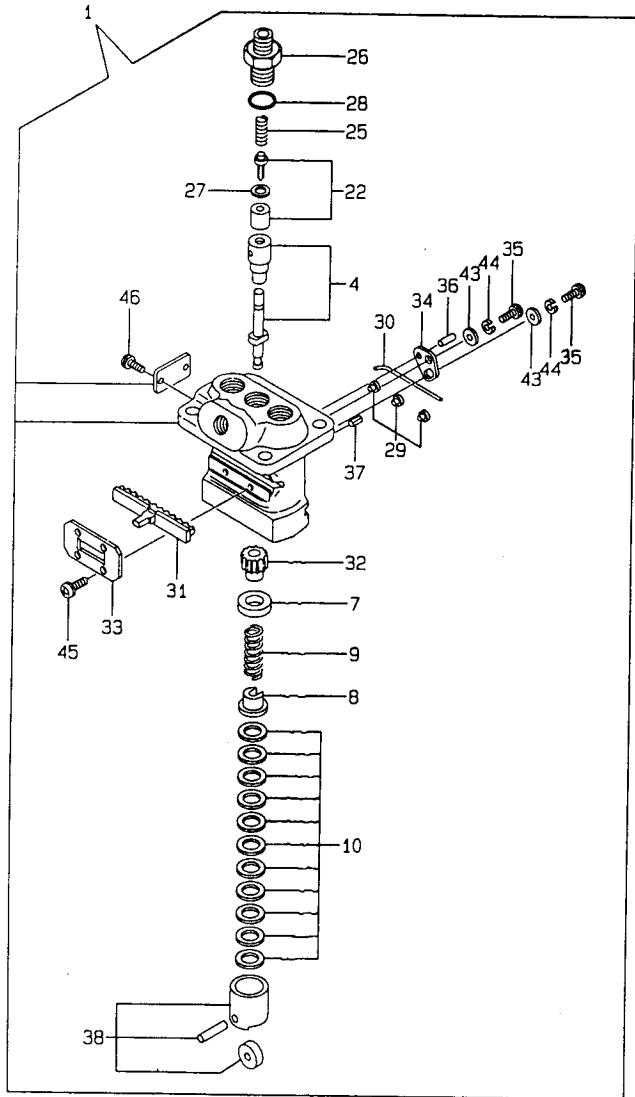
N110253

(REMARKS)"EFFECTIVE MACHINE NO." OF
ENGINE IS INDICATED ON THE
ENGINE LABEL WHICH IS SHOWN
IN FIG.4.

REMARKS
(注) エンジンが 仕様書に 示された NO.4 の (REMARKS)"EFFECTIVE MACHINE NO." OF
*タイムマシン ノ コウキチス。 ENGINE IS INDICATED ON THE
ENGINE LABEL WHICH IS SHOWN
IN FIG.4.

N110253

11. FUEL OIL INJECTION PUMP



1B14
(1B02)
NPC-3224

11. FUEL OIL INJECTION PUMP

98.03.23

(A)=3TNE68-UMF (D)=
(B)= (E)=
(C)= (F)=

REF. NO.	LEV. 0	PART NO.	DESCRIPTION	-----Q'ITY-----						I P/U A R
				(A)	(B)	(C)	(D)	(E)	(F)	
1	.	719225-51100	PUMP ASSY, F.INJECT.	1						1
4	..	119225-51100	PLUNGER W/BARREL	3						1
7	..	119620-51170	RETAINER	3						1
8	..	119620-51180	RETAINER	3						1
9	..	119620-51190	SPRING, PLUNGER	3						1
10	..	119620-51250	SHIM PACK	3						1
22	..	119225-51300	VALVE W/SEAT, DELIV.	3						1
25	..	105546-51330	SPRING, DELIV. VALVE	3						1
26	..	119620-51340	HOLDER, DELIV. VALVE	3						1
27	..	119620-51350	GASKET, DELIVERY	3						1
28	..	119620-51370	O-RING	3						1
29	..	119620-51450	GUIDE, PLUNGER	3						1
30	..	119620-51461	PIN	1						1
31	..	119660-51500	RACK	1						1
32	..	119620-51510	PINION	3						1
33	..	119660-51530	RETAINER, RACK	1						1
34	..	119620-51650	PLATE	2						1
35	..	119620-51660	SCREW	2						1
36	..	119620-51670	PIN	2						1
37	..	119620-51680	PIN	1						1
38	..	119620-51700	TAPPET ASSY	3						1
43	..	22137-040000	WASHER 4, POLISHED	2						10
44	..	22217-040000	SPRING WASHER 4	2						10
45	..	26022-040082	SCREW M 4X 8	4						10
46	..	26587-040102	SCREW M 4X 10	2						10

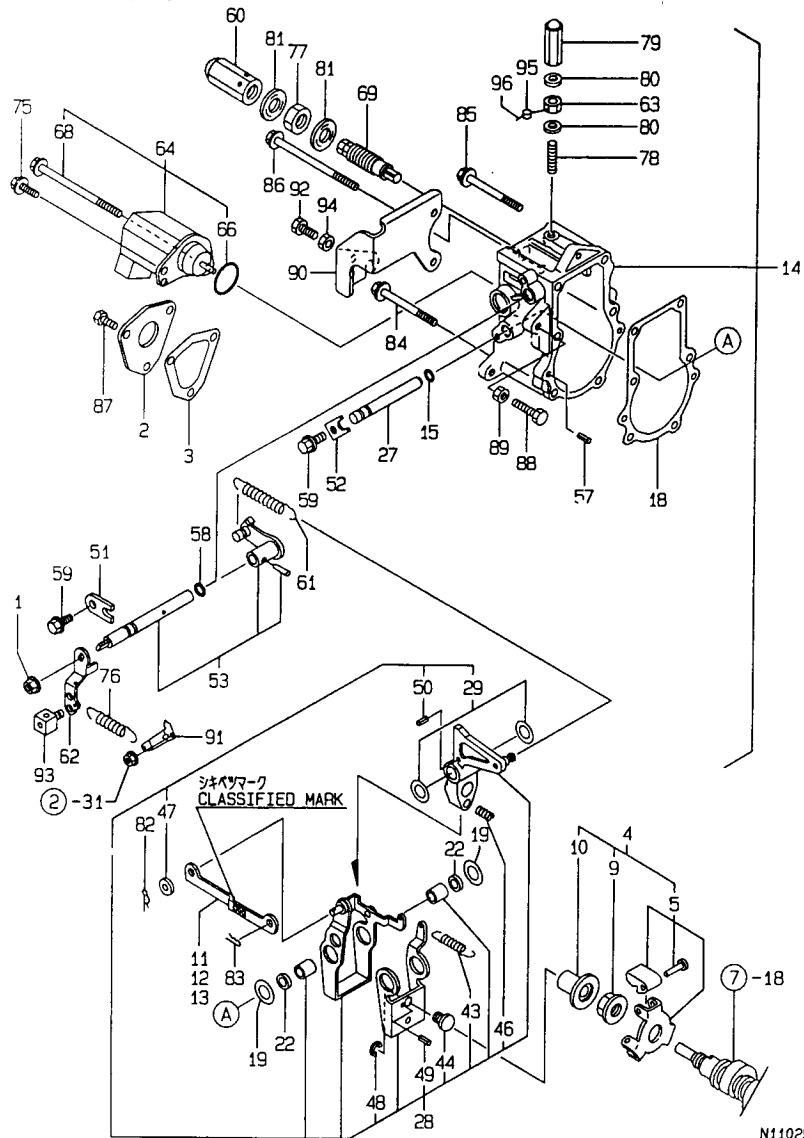
N110254

(REMARKS) "EFFECTIVE MACHINE NO." OF
ENGINE IS INDICATED ON THE
ENGINE LABEL WHICH IS SHOWN
IN FIG.4.

REMARKS
(チリク) エンジンが シツコウキ ハ コモクNO.4 ノ
キタイメイハシノ コウキチニス。 | (REMARKS) "EFFECTIVE MACHINE NO." OF
ENGINE IS INDICATED ON THE
ENGINE LABEL WHICH IS SHOWN
IN FIG.4.

N110254

12. GOVERNOR



(1) SELECTIVE PARTS: CERTAIN THE CLASSIFICATION MARK, THEN PLACE YOUR ORDER (REFER TO ILLUSTRATION) (REMARKS) "EFFECTIVE MACHINE NO." OF ENGINE IS INDICATED ON THE ENGINE LABEL WHICH IS SHOWN IN FIG.4.

1B15
(1B02)
NPC-3224

12. GOVERNOR

98.03.23

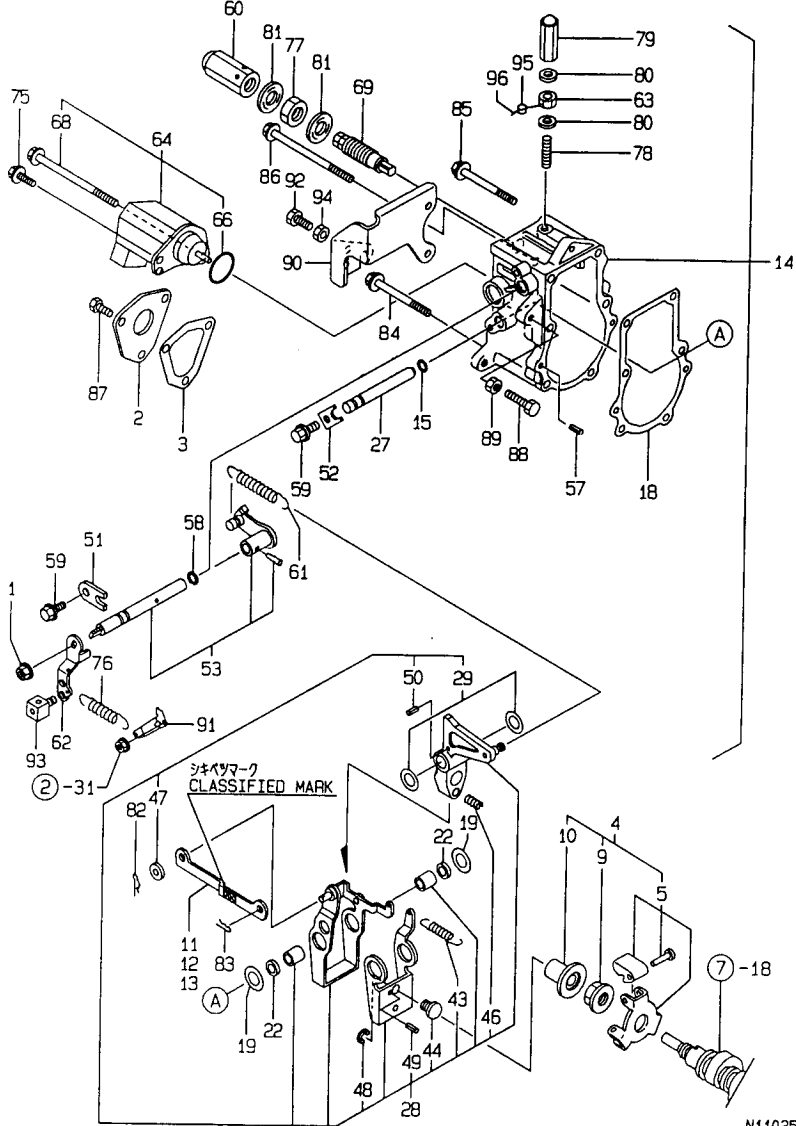
(A)=3TNE68-UMF (D)=
(B)= (E)=
(C)= (F)=

REF. NO.	LEV. 0	PART NO.	DESCRIPTION	Q'TY						I	P	U	A	R
				(A)	(B)	(C)	(D)	(E)	(F)					
1	.	194990-22050	NUT W/WASHER 8	1										1
2	.	119660-61060	COVER, GOVERNOR CASE	1										1
3	.	119660-61071	GASKET, (NON-ASB.)	1										1
4	.	119600-61100	DRIVING SET, GOV.	1										1
5	..	119600-61200	WEIGHT ASSY, GOV.	1										1
9	..	119660-61300	NUT, GOVERNOR WEIGHT	1										1
10	..	119660-61341	SLEEVE, GOVERNOR	1										1
11	.	119660-61121	LINK L=88.8(NO COLOR)	1										1 (1
12	.	119660-61140	LINK L=88.6(WHITE)	1										1 (1
13	.	119660-61150	LINK L=89.0(RED)	1										1 (1
14	.	119288-61200	CASE ASSY, GOVERNOR	1										1
15	..	129155-51280	O-RING S6	1										1
18	..	119660-61052	GASKET, (NON-ASB.)	1										1
19	..	119660-61460	SHIM SET	1										1
22	..	129155-61480	SPACER ASSY	2										1
27	..	119660-61491	SHAFT, GOVERNOR LEVER	1										1
28	..	119288-61510	LEVER ASSY, GOVERNOR	1										1
29	...	174307-51700	SHIM SET	2										1
43	...	119232-61540	SPRING, LEVER	1										1
44	...	119600-61540	SHIFTER	1										1
44-1	...	119600-61541	SHIFTER, P.T.O.	1									N	1
(A=E09326)														
46	...	119600-61650	SPRING, STARTING	1										1
47	...	22117-040000	WASHER 4	1										10
48	...	22272-000040	CIRCLIP E- 4	1										10
49	...	22351-020004	SPRING PIN 2X 4	1									Z	10
(A=E09326)														
50	...	22351-030014	SPRING PIN 3X14	1										10
51	..	119600-61900	RETAINER, SHAFT	1										1
52	..	119660-61901	RETAINER, SHAFT	1										1
53	..	119285-66080	SHAFT ASSY, REGULATOR	1										1
57	..	22351-040010	SPRING PIN 4X10	2										10
58	..	24341-000070	O-RING 1A S-7.0	1										10
59	..	26106-060102	BOLT M 6X 10 PLATED	2										10
60	.	129100-61930	NUT, CAP	1										1
61	.	119621-66021	SPRING, REGULATOR	1										1
61-1	.	119600-66020	SPRING, REGULATOR	1									N	1
(A=FROM 1ST)														
62	.	119621-66051	LEVER, REGULATOR	1										1
63	.	124550-66370	LOCK NUT M 6	1										1
64	.	119285-66500	STOP DEVICE, ENGINE	1										1
66	..	24341-000280	O-RING 1A S-28.0	1										10
68	..	26106-060952	BOLT M 6X 95 PLATED	1										10
69	.	119260-66530	FUEL CONTROLLER	1										1
69-1	.	119650-66510	LIMITER COMP., FUEL	1									N	1
(A=FROM 1ST)														
75	.	121465-59950	BOLT M 6X 16, PLATED	1										1
76	.	119840-61870	SPRING	1										1
77	.	26776-120002	LOCK NUT M12 PLATED	1										10
78	.	121575-66830	SCREW, ADJUST	1										1
79	.	119600-66840	NUT, CAP	1										1
80	.	22190-060003	SEAL WASER 6	2										10
81	.	22190-120002	SEAL WASHER 12	2										10
82	.	22360-040000	SNAP PIN 4	1										10

** CONTINUE **

N110255

12. GOVERNOR



1816
(1802)
NPC-3224

12. GOVERNOR

98.03.23

(A)=3TNE68-UMF (D)=
(B)= (E)=
(C)= (F)=

REF. NO.	LEV. 0	PART NO.	DESCRIPTION	QTY						I	P	U	A	R
				(A)	(B)	(C)	(D)	(E)	(F)					
83	-	22360-060000	SNAP PIN 6	1										10
84	-	26106-060702	BOLT M 6X 70 PLATED	3										10
85	-	26106-060752	BOLT M 6X 75 PLATED	2										10
86	-	26106-060952	BOLT M 6X 95 PLATED	1										10
87	-	26116-050102	BOLT M 5X 10 PLATED	3										10
88	-	26116-060302	BOLT M 6X 30 PLATED	1										10
89	-	26756-060002	LOCK NUT 6	1										10
90	-	119259-66900	SUPPORT, ACCEL STOP	1										1
91	-	119656-66910	HOOK	1										1
92	-	102100-67080	BOLT, ADJUSTING	1										1
93	-	124756-67510	RETAINER, WIRE	1										1
94	-	26756-060002	LOCK NUT 6	1										10
95	-	135210-61090	LEAD	1										5
96	-	22451-060000	WIRE 0.6	1										10

(1) SELECTIVE PARTS: CERTAIN THE CLASSIFICATION MARK, THEN PLACE YOUR ORDER (REFER TO ILLUSTRATION) (REMARKS) "EFFECTIVE MACHINE NO." OF ENGINE IS INDICATED ON THE ENGINE LABEL WHICH IS SHOWN IN FIG.4.

REMARKS
(1) センタクシヨウフハヒン:シキヤマツキコウ オ カクニノ
ウエ チユウモンネカ"イマス。(イラスト サシヨウ)
(チユウ) エンジン"シキヤマツキコウ"ハ コウモクNO.4 ノ
キタイメイハ"ン ノ コウキテ"マス。
(1) SELECTIVE PARTS: CERTAIN THE CLASSIFICATION MARK, THEN PLACE YOUR ORDER (REFER TO ILLUSTRATION) (REMARKS) "EFFECTIVE MACHINE NO." OF ENGINE IS INDICATED ON THE ENGINE LABEL WHICH IS SHOWN IN FIG.4.

N110255

N110255

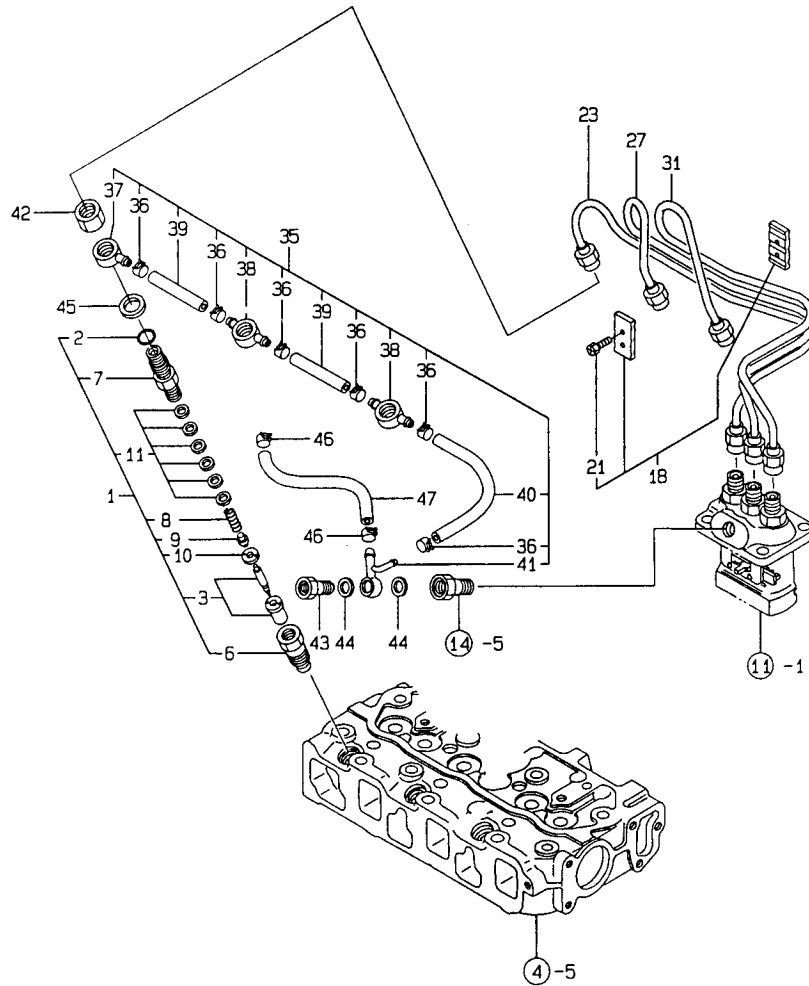
13. FUEL OIL INJECTION VALVE

↑-----↑
 | 1C01 |
 | (1B02) |
 ↓-----↓
 NPC-3224

13. FUEL OIL INJECTION VALVE

98.03.23

(A)=3TNE68-UMF (D)=
 (B)= (E)=
 (C)= (F)=



REF. NO.	LEV. 0	PART NO.	DESCRIPTION	Q'TY						I	P	U	A	R
				(A)	(B)	(C)	(D)	(E)	(F)					
1	.	719255-53100	FUEL INJECT.VALVE AS	3										1
2	..	129155-51580	O-RING	3										1
2-1	..	129155-61830	O-RING S10	3								R		1
(A=E13567)														
3	..	119620-53000	NOZZLE ASSY,F.INJECT	3										1
6	..	119620-53080	NUT, VALVE W/CASE	3										1
7	..	119255-53100	HOLDER,NOZZLE	3										1
8	..	119620-53120	SPRING, VALVE	3										1
9	..	114250-53130	SEAT, NOZZLE SPRING	3										1
10	..	119620-53140	SPACER, VALVE STOP	3										1
11	..	114250-53400	SHIM PACK	3										1
18	.	129150-59120	RETAINER, INJ. PIPE	1										1
21	..	129150-59131	BOLT M4X14,HEX.SCKT.	2										1
23	.	119225-59810	PIPE (1),FUEL INJECT	1										1
I 23-1	.	119209-59810	PIPE (1),FUEL INJECT	1								F	1	(1
(A=E18714)														
27	.	119260-59820	PIPE (2),FUEL INJECT	1										1
I 27-1	.	119209-59820	PIPE (2),FUEL INJECT	1									F	1 (1
(A=E18714)														
31	.	119260-59830	PIPE (3),FUEL INJECT	1										1
I 31-1	.	119209-59830	PIPE (3),FUEL INJECT	1									F	1 (1
(A=E18714)														
35	.	119642-59540	PIPE ASSY, FUEL OVER	1										1
36	..	124066-59100	CLAMP 8	6										1
37	..	119260-59520	JOINT (B)	1										1
38	..	119260-59530	JOINT (A)	2										1
39	..	105025-59550	PIPE, FUEL RETURN	2										1
40	..	119642-59550	PIPE, FUEL RETURN	1										1
41	..	119642-59570	JOINT,OVER FLOW PIPE	1										1
42	.	119620-59700	NUT	3										1
43	.	124550-59820	BOLT 8, PIPE JOINT	1										1
44	.	23414-080012	GASKET 8	2										10
45	.	23414-140000	GASKET 14, ROUND	3										10
46	.	124766-59050	CLAMP 12	2									W	5
(A=FROM 1ST)														
47	.	119225-59560	PIPE, FUEL OIL	1									W	1
(A=FROM 1ST)														

N110256

↑-----↑
 | (1) REF.NO.23-1,27-1 & 31-1 |
 | INTERCHANGEABLE BY SET. |
 | (REMARKS)"EFFECTIVE MACHINE NO." OF |

| ENGINE IS INDICATED ON THE |
 | ENGINE LABEL WHICH IS SHOWN |
 | IN FIG.4. |

↑-----↑
 | REMARKS |

(1) エタシNO.23-1,27-1 ト 31-1 セツテマ コツカンセイアリ。 | (1) REF.NO.23-1,27-1 & 31-1 |
 | (ヲユク) エンジンノフシ ヲツツヨクウキ ノ コウモクNO.4 ノ | INTERCHANGEABLE BY SET. |
 | (REMARKS)"EFFECTIVE MACHINE NO." OF |

*タイメイハツシノ コウキチマス。

| ENGINE IS INDICATED ON THE |
 | ENGINE LABEL WHICH IS SHOWN |
 | IN FIG.4. |

N110256

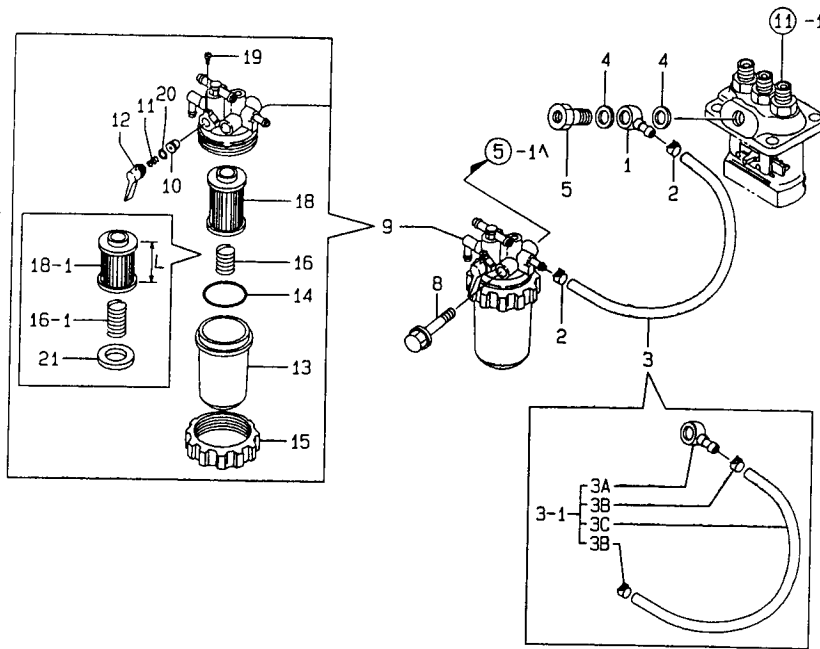
14. FUEL OIL LINE

1CO2
(1B02)
NPC-3224

14. FUEL OIL LINE

98.03.23

(A)=3TNE68-UMF (D)=
(B)= (E)=
(C)= (F)=



REF. NO.	LEV. O	PART NO.	DESCRIPTION	Q'TY					I	P/U	A	R
				(A)	(B)	(C)	(D)	(E)				
1	.	101304-59020 (A=FROM 1ST)	JOINT 12, PIPE	1						Z	1	
2	.	124766-59050 (A=FROM 1ST)	CLAMP 12	2						Z	5	
3	.	124767-59080	PIPE, F.O.	1								1
3-1	.	119225-59040 (A=FROM 1ST)	PIPE ASSY, FUEL OIL	1						N	1	
3A	..	101304-59020 (A=FROM 1ST)	JOINT 12, PIPE	1								W 1
3B	..	124766-59050 (A=FROM 1ST)	CLAMP 12	2								W 5
3C	..	121250-59080	PIPE, FUEL OIL	1								W 1
4	.	104200-59170 (A=FROM 1ST)	GASKET 12	2								5
5	.	119462-59190	BOLT ASSY, PIPE JOINT	1								1
8	.	26013-080652	BOLT M 8X 65	1								10
9	.	119258-55620	F.O. FILTER ASSY	1								1
I 9-1	.	119258-55621	F.O. FILTER ASSY	1								R 1
10	..	104200-55321 (A=E16170)	VALVE, TAPER	1								1
11	..	104200-55330	SPRING, TAPER VALVE	1								1
12	..	119810-55340	LEVER	1								1
13	..	121254-55510	CUP, STRAINER	1								1
14	..	102103-55520	O-RING	1								2
15	..	110250-55610	RING, RETAINING	1								1
16	..	121250-55620	SPRING	1								1
I 16-1	..	121257-55720	SPRING, SCREEN	1						S	1	(1)
18	..	124550-55700 (A=E16170)	T.TNE(2TR22	1								1
I 18-1	..	104500-55710	ELEMENT, FUEL	1						S	1	(2)
19	..	104200-55750 (A=E16170)	SCREW M 4	1								1
20	..	24311-240100	O-RING 1A P-10A	1								10
I 21	..	121257-55731 (A=E16170)	FLOAT	1						W	1	

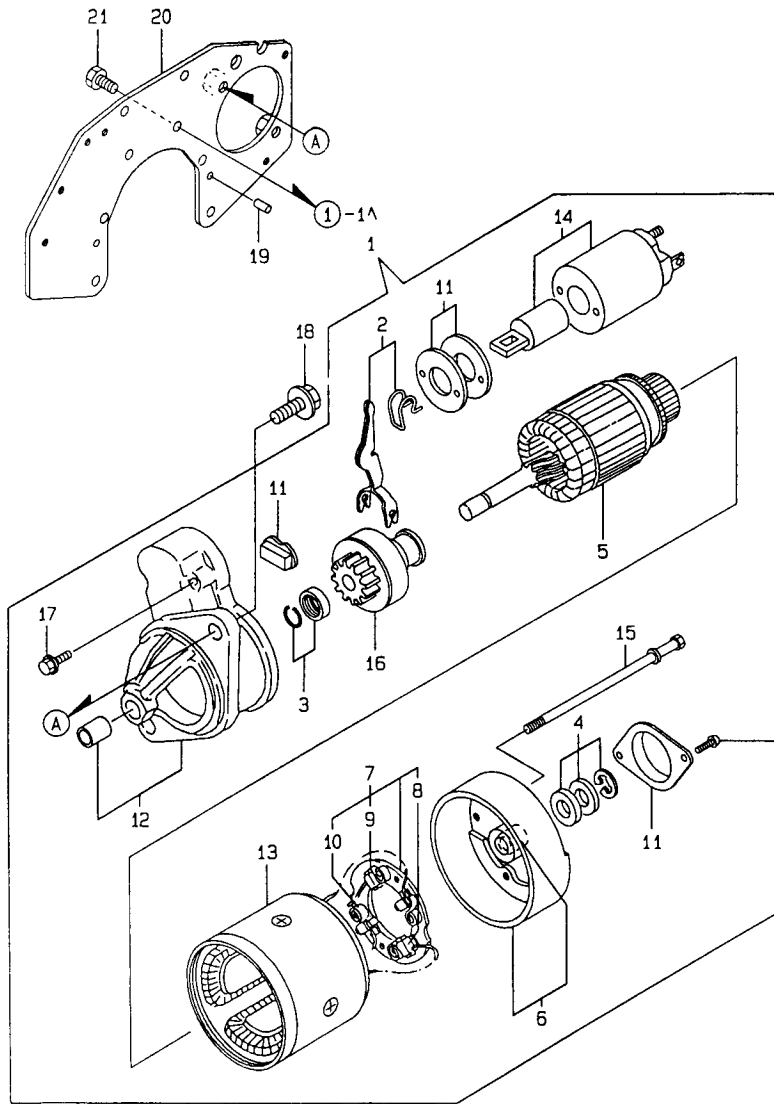
N110257

(1) DIFFERENCE BETWEEN NO.16 & 16-1
REFER TO NO.18 & 18-1.
(2) L= REF.NO.18 87.6M/M, 18-1 67.6M/M
(REMARKS)"EFFECTIVE MACHINE NO." OF
ENGINE IS INDICATED ON THE
ENGINE LABEL WHICH IS SHOWN
IN FIG.4.

REMARKS
(1) エンジンNO.16 ト 16-1 ノ チカイハ 18,18-1 | (1) DIFFERENCE BETWEEN NO.16 & 16-1
サンヨウネカキイ入。 | REFER TO NO.18 & 18-1.
(2) L= エンジンNO.18 87.6ミリ, 18-1 67.6ミリ。 | (2) L= REF.NO.18 87.6M/M, 18-1 67.6M/M
(チカウ) エンジンNO.18 ノ チカキイハ 18,18-1 ノ | (REMARKS)"EFFECTIVE MACHINE NO." OF
*タイメイハシノ コウキチ入。 | ENGINE IS INDICATED ON THE
ENGINE LABEL WHICH IS SHOWN
IN FIG.4.

N110257

15. STARTING MOTOR



1C03
(1802)
NPC-3224

15. STARTING M

98.03.23

(A)=3TNE68-UMF (D)=
(B)= (E)=
(C)= (F)=

REF. NO.	LEV. 0	PART NO.	DESCRIPTION	QTY						I	P	U	A	R
				(A)	(B)	(C)	(D)	(E)	(F)					
1	.	119631-77011	STARTING MOTOR	1										1
2	..	X2114560130	LEVER KIT, SHIFT	1										1
I 2- 1	..	114371-77180	SHIFT LEVER KIT	1								N		1
(A=E15031)														
3	..	X2114715500	STOPPER SET, PINION	1										1
4	..	X2114811000	WASHER KIT, THRUST	1										1
5	..	114371-77110	ARMATURE	1										1
6	..	114371-77140	COVER ASSY, REAR	1										1
7	..	114371-77160	HOLDER ASSY, BRUSH	1										1
8	...	114371-79040	BRUSH (-)	2										1
9	...	114371-79050	BRUSH (+)	1										1
10	...	114371-79060	SPRING, BRUSH	4										1
11	..	114371-77170	COVER KIT, DUST	1										1
12	..	119631-77650	GEAR CASE CMP	1										1
I 12- 1	..	119631-77651	CASE, GEAR	1								N		1
(A=E15031)														
13	..	124097-77710	YOKE ASSY.	1										1
14	..	124195-77760	MAGNETIC SWITCH ASSY	1										1
I 14- 1	..	X2114275010	SWITCH ASSY, MAGNET	1								N		1
(A=E15031)														
15	..	124195-77770	THROUGH BOLT	2										1
16	..	119631-77780	PINION CMP	1										1
17	..	114371-79070	BOLT M 6X 37	2										1
18	..	26116-120252	BOLT M12X 25 PLATED	2										10
18- 1	..	26116-120302	BOLT M12X 30 PLATED	2								N		10
(A=FROM 1ST)														
19	.	129100-01580	PARALLEL PIN 8X16	2										1
20	.	119258-77060	BRACKET (STARTOR	1										1
21	.	26206-100202	BOLT M10X20	6										10

N110258

(REMARKS) "EFFECTIVE MACHINE NO." OF

ENGINE IS INDICATED ON THE
ENGINE LABEL WHICH IS SHOWN
IN FIG.4.

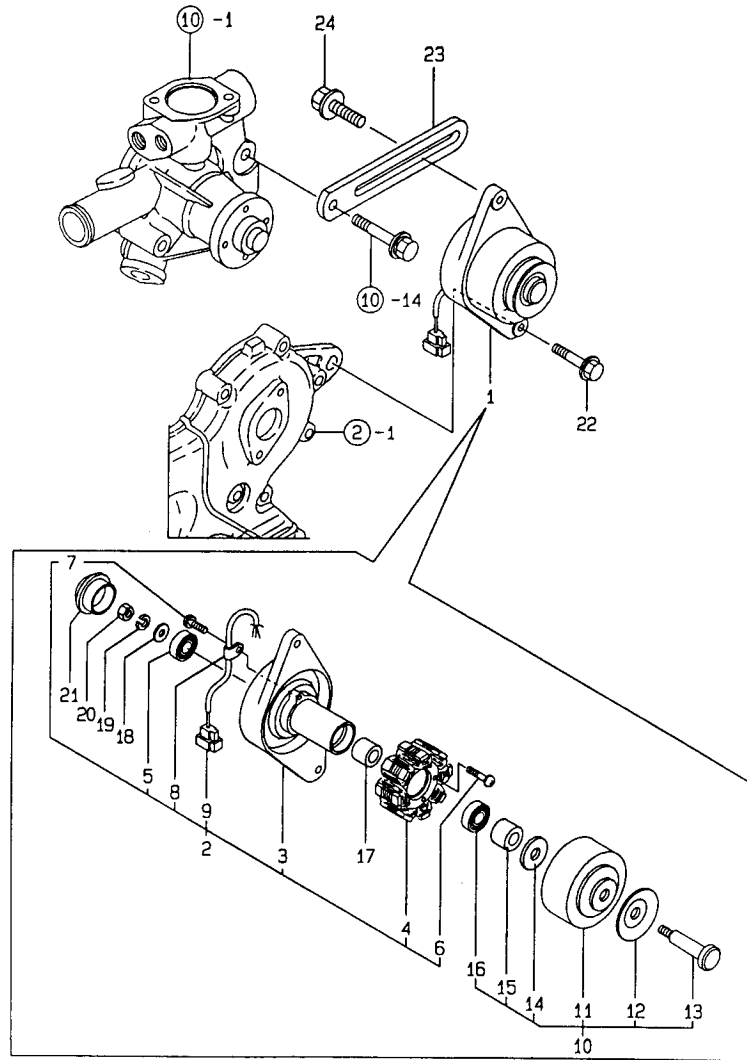
REMARKS
(予注) エンジンラベルにエンジン番号が示されている。 (REMARKS) "EFFECTIVE MACHINE NO." OF

エンジンラベルにエンジン番号が示されている。

ENGINE IS INDICATED ON THE
ENGINE LABEL WHICH IS SHOWN
IN FIG.4.

N110258

16. GENERATOR



1C04
(1B02)
NPC-3224

16. GENERATOR

98.03.23

(A)=3TNE68-UMF (D)=
(B)= (E)=
(C)= (F)=

REF. NO.	LEV. 0	PART NO.	DESCRIPTION	-----Q'TY-----						I	P/U	A	R
				(A)	(B)	(C)	(D)	(E)	(F)				
1	.	119660-77201	GENERATOR	1								1	
2	..	XM91967	PLATE ASSY	1								1	
3	...	XM91968	PLATE	1								1	
4	...	XM91969	STATOR	1								1	
5	...	XM27436	BALL BEARING	1								1	
6	...	26022-040252	SCREW M 4X 25	2								10	
7	...	XYSPS4008	SCREW	1								1	
8	...	XM36410	CLAMP	1								1	
9	...	XM17878	COUPLER	1								1	
10	..	XM82099	FLYWHEEL ASSY	1								1	
11	...	XM82110	FLYWHEEL	1								1	
12	...	XM72174	PULLEY	1								1	
13	...	XM42927	SHAFT	1								1	
14	...	XM47549	WASHER	1								1	
15	...	XM72701	COLLAR	1								1	
16	...	XM27436	BALL BEARING	1								1	
17	..	106383-44720	SPACER	1								1	
18	..	106383-44730	WASHER	1								1	
19	..	22212-100000	WASHER	1								10	
20	..	26716-100002	NUT 10	1								10	
21	..	105225-44790	CAP	1								1	
22	.	26106-100402	BOLT M10X 40 PLATED	1								10	
23	.	121450-77330	ADJUSTER, BELT	1								1	
24	.	26014-080252	BOLT M 8X 25	1								10	

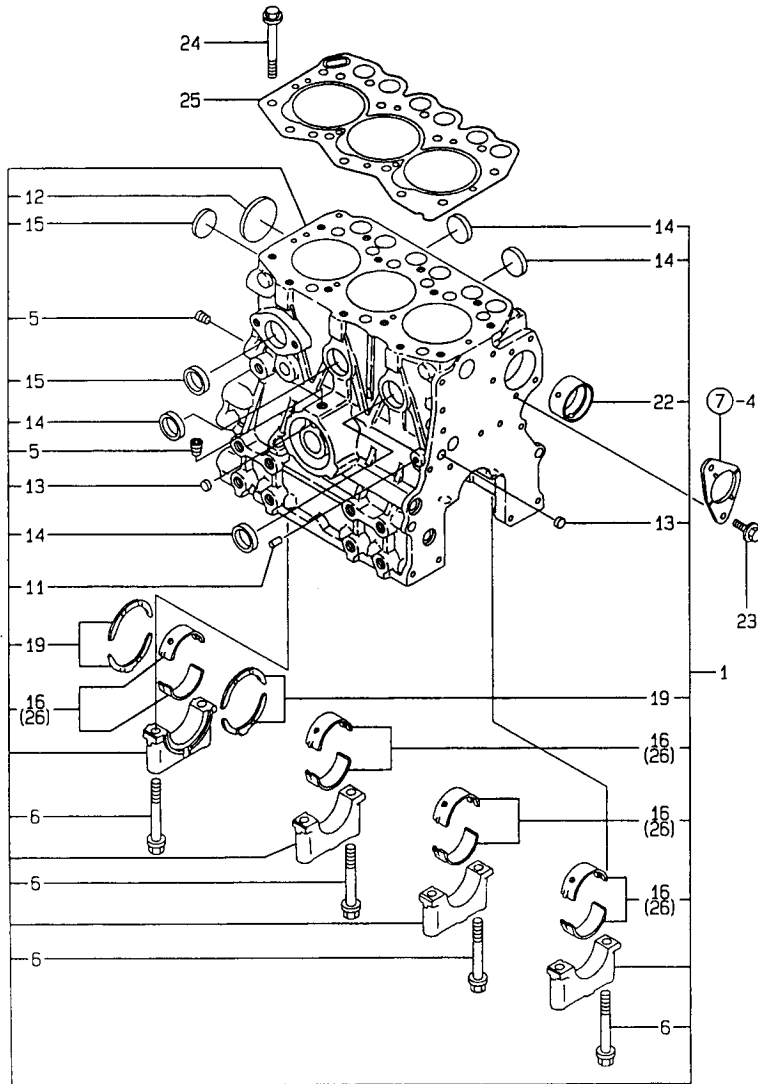
N110259

(REMARKS)"EFFECTIVE MACHINE NO." OF
ENGINE IS INDICATED ON THE
ENGINE LABEL WHICH IS SHOWN
IN FIG.4.

REMARKS
(注1) エンジンラベルにシリアルナンバーが示されている。このラベルのNO.4の
*タイメイハシのラベルを参照。
| ENGINE IS INDICATED ON THE
| ENGINE LABEL WHICH IS SHOWN
| IN FIG.4.

N110259

1. CYLINDER BLOCK



1003
(1002)
NPC-3225

1. CYLINDER BK

98.03.23

(A)=3TN66-UMF (D)=
(B)= (E)=
(C)= (F)=

REF. NO.	LEV. 0	PART NO.	DESCRIPTION	-----Q'ITY-----						I	P	U	A	R
				(A)	(B)	(C)	(D)	(E)	(F)					
1	.	719270-01560	BLOCK ASSY, CYLINDER	1										1
5	..	124060-01050	PLUG PT1/8	2										1
6	..	119260-02020	BOLT	8										1
11	..	27221-060100	PLUG 6X10	1										1
12	..	27231-400000	PLUG 40	1										1
13	..	27241-100000	PLUG 10	2										1
14	..	27241-250000	PLUG 25	4										1
15	..	27241-300000	PLUG 30	2										1
16	..	119260-02800	MAIN BEARING	4										1
19	..	119260-02930	THRUST BEARING	2										1
22	..	119260-02410	BUSH, CAMSHAFT	1										1
23	.	26106-060122	BOLT M 6X 12 PLATED	2										10
24	.	119260-01200	BOLT, CYL.HEAD	14										1
25	.	119225-01340	GASKET, (NON-ASB.)	1										1
26	.	119260-02870	BEARING, THRUST .25US	4										1 (1

N110260

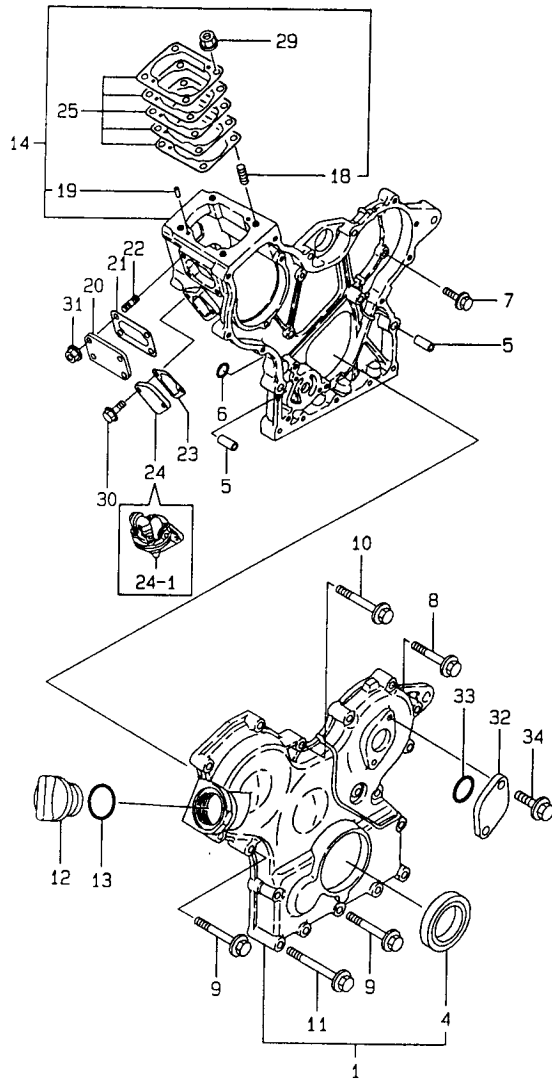
(1) UNDER-SIZE(U.S=0.25)PART.
(REMARKS)"EFFECTIVE MACHINE NO." OF

ENGINE IS INDICATED ON THE
ENGINE LABEL WHICH IS SHOWN
IN FIG.4.

REMARKS
(1) アンダーサイズ(U.S=0.25)フレンチス。 (1) UNDER-SIZE(U.S=0.25)PART.
(チルク) エンジンフ シツシコウキ ハ コウモノ.4 ノ (REMARKS)"EFFECTIVE MACHINE NO." OF
キタイメイハシノ コウキチス。 ENGINE IS INDICATED ON THE
ENGINE LABEL WHICH IS SHOWN
IN FIG.4.

N110260

2. GEAR HOUSING



(REMARKS) "EFFECTIVE MACHINE NO." OF
ENGINE IS INDICATED ON THE
ENGINE LABEL WHICH IS SHOWN
IN FIG.4.

1004
(1002)
NPC-3225

2. GEAR HOUSING

98.03.23

(A)=3TN66-UMF (D)=
(B)= (E)=
(C)= (F)=

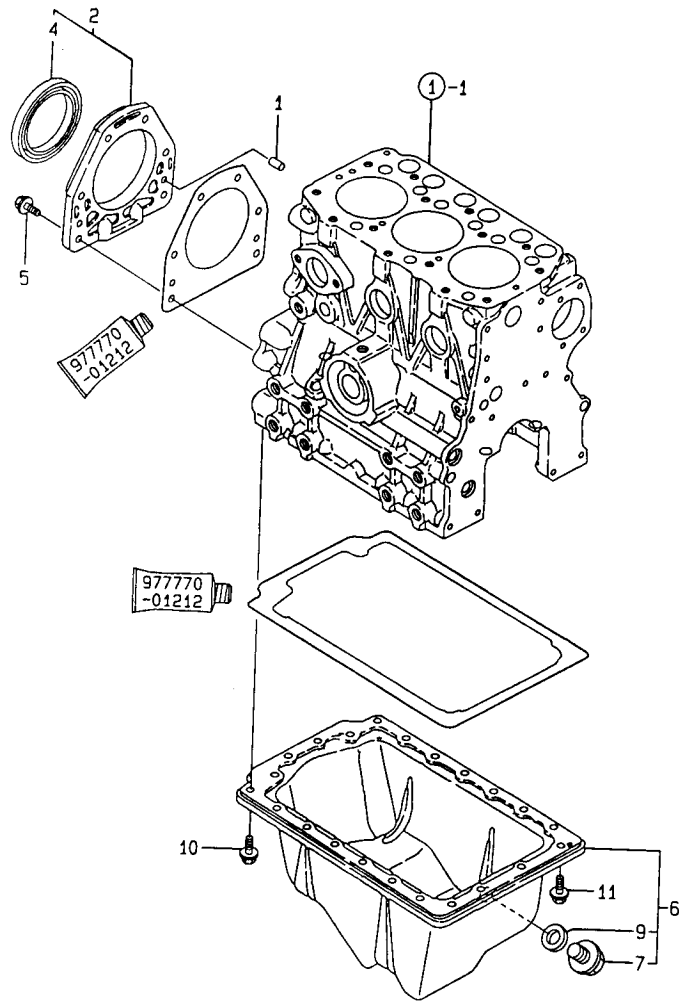
REF. NO.	LEV. 0	PART NO.	DESCRIPTION	Q'TY						I	P	U	A	R
				(A)	(B)	(C)	(D)	(E)	(F)					
1	.	119260-01590	COVER ASSY, GEAR CASE	1										1
4	..	119620-01800	SEAL HTC456208, OIL	1										1
5	.	119660-01911	PIPE, KNOCK	4										1
6	.	24311-000120	O-RING 1A P 12.0	2										10
7	.	26106-060162	BOLT M 6X 16 PLATED	5										10
8	.	26106-060302	BOLT M 6X 30 PLATED	5										10
9	.	26106-060402	BOLT M 6X 40 PLATED	3										10
10	.	26106-060502	BOLT M 6X 50 PLATED	4										10
11	.	26106-060652	BOLT M 6X 65 PLATED	6										10
12	.	124160-01751	CAP, LUB.OIL SUPPLY	1										1
13	.	24311-000320	O-RING 1A P-32.0	1										10
14	.	119260-01490	HOUSING ASSY, GEAR	1										1
18	..	121450-01560	STUD M 8X 22	4										1
19	..	22351-040010	SPRING PIN 4X10	2										10
20	.	119660-01551	COVER	1										1
21	.	119660-01562	GASKET, (NON-ASB.)	1										1
22	.	119660-01570	STUD M6X12	4										1
23	.	121520-01851	GASKET, (NON-ASB.)	1										1
24	.	121520-01860	COVER, BLIND	1										1
24-1	.	119600-52021	PUMP ASSY, FUEL FEED	1								S		1
(A=FROM 1ST)														
25	.	119620-01950	SHIM SET	1										1
25-1	.	119623-01950	SHIM PACK	1								N		1
(A=FROM 1ST)														
29	.	194990-22050	NUT W/WASHER 8	4										1
30	.	26014-060202	BOLT M 6X 20	2										10
31	.	26366-060002	NUT M 6	4										10
32	.	121023-01550	COVER, BLIND	1										1
33	.	24341-000240	O-RING 1A S-24.0	1										10
34	.	26106-060122	BOLT M 6X 12 PLATED	2										10

N110261

REMARKS
(子口) エンジンラフ エンジンラフに ハ コクモクNO.4 ノ (REMARKS) "EFFECTIVE MACHINE NO." OF
キタイメイハシラ ノ コウキチニス。 ENGINE IS INDICATED ON THE
ENGINE LABEL WHICH IS SHOWN
IN FIG.4.

N110261

3. OIL SUMP



(REMARKS) "EFFECTIVE MACHINE NO." OF
ENGINE IS INDICATED ON THE
ENGINE LABEL WHICH IS SHOWN
IN FIG.4.

N110262

3. OIL SUMP

98.03.23

1005
(1002)
NPC-3225

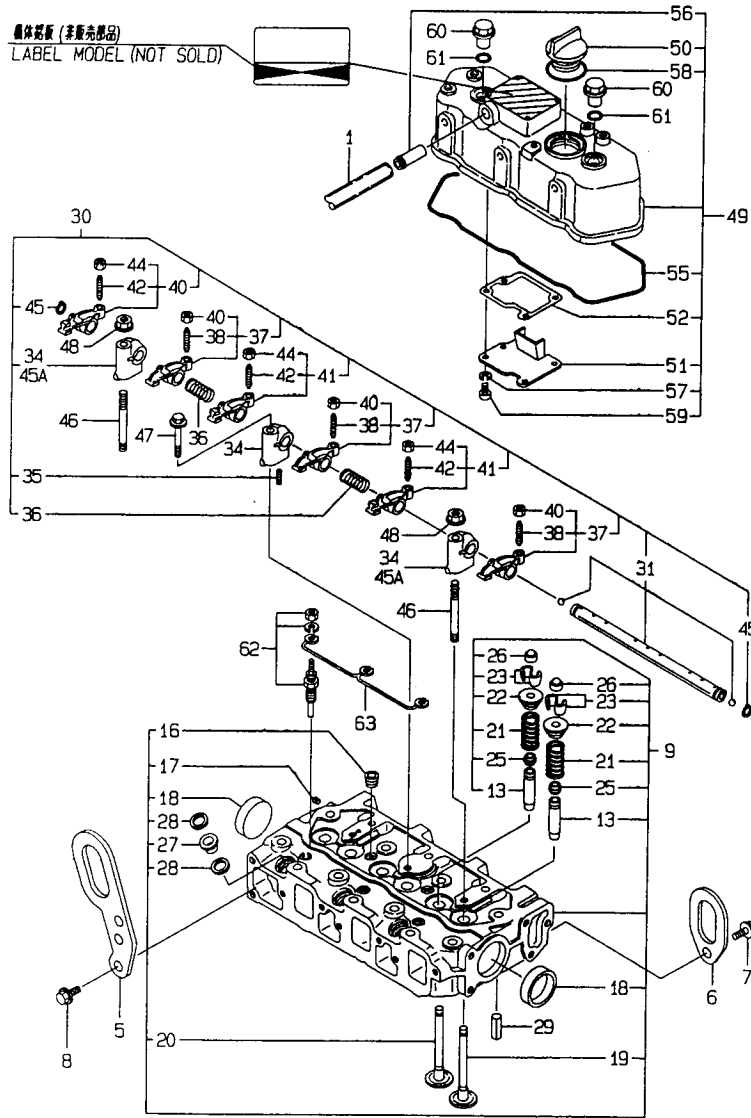
(A)=3TN66-UMF (D)=
(B)= (E)=
(C)= (F)=

REF. NO.	LEV. 0	PART NO.	DESCRIPTION	Q'TY						I	P	U	A	R
				(A)	(B)	(C)	(D)	(E)	(F)					
1	.	119620-01620	PARALLEL PIN 6X10	2										1
2	.	719620-01650	CASE ASSY, OIL SEAL	1										1
4	..	124085-02220	SEAL, OIL	1										1
5	.	26106-060222	BOLT M 6X 22 PLATED	6										10
6	.	119258-01770	PAN, LUB OIL	1										1
7	..	23887-120002	PLUG 12,HEX.	1										1
9	..	22190-120002	SEAL WASHER 12	1										10
10	.	26106-060082	BOLT M 6X 8 PLATED	16										10
11	.	26106-060122	BOLT M 6X 12 PLATED	6										10

(REMARKS) "EFFECTIVE MACHINE NO." OF
ENGINE IS INDICATED ON THE
ENGINE LABEL WHICH IS SHOWN
IN FIG.4.

N110262

4. CYLINDER HEAD & BONNET



N110263

(1) REPAIR PART.
(REMARKS)"EFFECTIVE MACHINE NO." OF

ENGINE IS INDICATED ON THE
ENGINE LABEL WHICH IS SHOWN
IN FIG.4.

1006
(1002)
NPC-3225

4. CYLINDER HEAD & BONNET

98.03.23

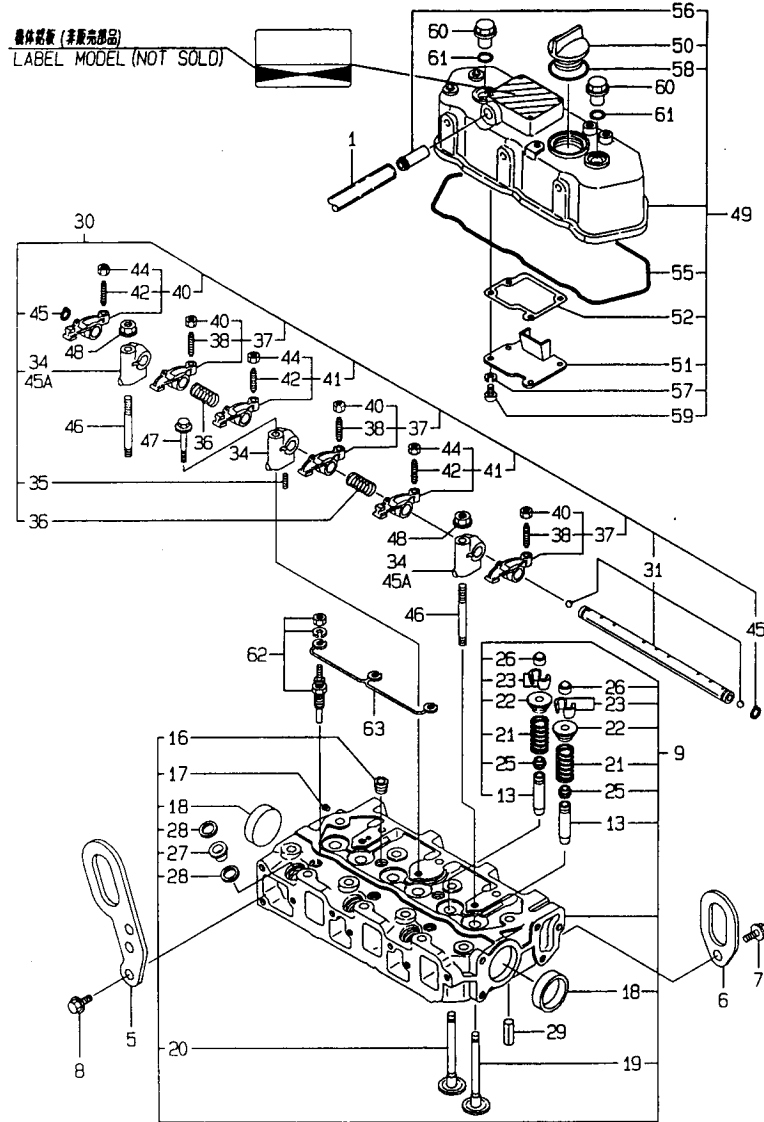
(A)=3TN66-UMF (D)=
(B)= (E)=
(C)= (F)=

REF. NO.	LEV. 0	PART NO.	DESCRIPTION	Q'TY						I	P	U	A	R
				(A)	(B)	(C)	(D)	(E)	(F)					
1	.	23065-120500	PIPE, VINYL 12X 500	1										1
5	.	119260-07900	LIFTER, ENGINE	1										1
6	.	119225-07910	LIFTER, ENGINE	1										1
7	.	26106-080142	BOLT M 8X 14 PLATED	1										10
8	.	26106-080162	BOLT M 8X 16 PLATED	2										10
9	.	719260-11700	HEAD ASSY, CYLINDER	1										1
13	..	119260-11800	GUIDE, VALVE	6										1
16	..	23871-020000	PLUG PT1/4, SCREW	2										1
16-1	..	23871-030000	PLUG PT3/8, SCREW	2								S		1
(A=FROM 1ST)														
17	..	27221-050080	PLUG 5X 8	1										1
18	..	27241-350000	PLUG 35	2										1
19	..	119260-11100	VALVE, SUCTION	3										1
20	..	119260-11110	VALVE, EXHAUST	3										1
21	..	114250-11120	SPRING, VALVE	6										1
22	..	114250-11180	RETAINER, SPRING	6										1
23	..	714250-11570	COTTER ASSY	6										2
25	..	119260-11340	SEAL, VALVE STEM	6										1
26	..	119260-11370	CAP, VALVE	6										1
27	..	119600-11450	PROTECTOR, NOZZLE	3										1
28	..	119600-11460	GASKET, NOZZLE	6										1
29	.	22351-060012	SPRING PIN 6X12	2										10
30	.	119260-11200	SUPPORT ASSY, ARM	1										1
31	..	119260-11240	SHAFT ASSY, ARM	1										1
34	..	119260-11260	SUPPORT, ROCKER ARM	3										1
I 34-1	..	119260-11260	SUPPORT, ROCKER ARM	1									K	1
(A=E52067)														
35	..	119260-11270	SCREW	1										1
36	..	119260-11280	SPRING	2										1
37	..	719260-11650	ARM ASSY, ROCKER	3										1
38	...	105010-11230	SCREW, VALVE	3										1
40	...	26756-060002	LOCK NUT 6	3										10
41	..	719260-11660	ARM ASSY, ROCKER	3										1
42	...	105010-11230	SCREW, VALVE	3										1
44	...	26756-060002	LOCK NUT 6	3										10
45	..	22242-000100	CIRCLIP 10	2										10
I 45A	..	119265-11260	SUPPORT, ROCKER ARM	2										W 1
(A=E52067)														
46	.	119620-11350	STUD	2										1
47	.	26106-080452	BOLT M 8X 45 PLATED	1										10
48	.	26366-080002	NUT M 8	2										10
49	.	719260-11520	BONNET ASSY, HEAD	1										1
50	..	124160-01751	CAP, LUB.OIL SUPPLY	1										1
51	..	119260-03020	PLATE, SHELTER	1										1
52	..	119260-03031	GASKET, (NON-ASB.)	1										1
55	..	119260-11310	GASKET, BONNET	1										1
56	..	119620-11390	JOINT	1										1
57	..	22217-050000	SPRING WASHER 5	4										10
58	..	24311-000320	O-RING 1A P-32.0	1										10
59	..	26557-050102	SCREW M 5X 10	4										10
60	.	124160-11360	KNOB	2										1
61	.	24311-000120	O-RING 1A P 12.0	2										10
62	.	129155-77800	PLUG, GLOW	3										1
63	.	119620-77820	CON' TOR, GLOW PLUG	1										1

** CONTINUE **

N110263

4. CYLINDER HEAD & BONNET



1007
1002
NPC-3225

4. CYLINDER H & BONNET

98.03.23

(A)=3TN66-UMF (D)=
(B)= (E)=
(C)= (F)=

REF. NO.	LEV. 0	PART NO.	DESCRIPTION	Q'TY						I	P/U	A	R
				(A)	(B)	(C)	(D)	(E)	(F)				
63-	1	119645-77820	CONNECTOR, GLOW PLUG	1							N		1
				(A=FROM 1ST)									

N110263

(1) REPAIR PART.
(REMARKS) "EFFECTIVE MACHINE NO." OF
ENGINE IS INDICATED ON THE
ENGINE LABEL WHICH IS SHOWN
IN FIG.4.

REMARKS	(1) REPAIR PART.
(1) ホヨウフ"ヒンヂ"ス。 (チユク) エンジン"フ" シ"ツシヨク"キ ハ コウモク"ノ.4 ノ キタイメイ"ハ"ン ノ コウキチ"ス。	(1) REPAIR PART. (REMARKS) "EFFECTIVE MACHINE NO." OF ENGINE IS INDICATED ON THE ENGINE LABEL WHICH IS SHOWN IN FIG.4.

N110263

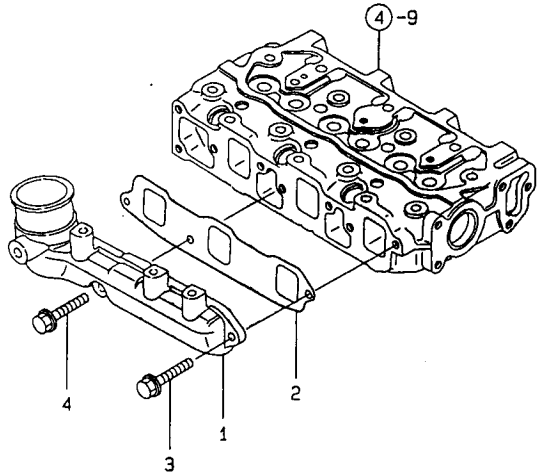
5. SUCTION MANIFOLD

+-----+
 | 1008 |
 | (1002) |
 +-----+
 NPC-3225

5. SUCTION MANIFOLD

98.03.23

(A)=3TN66-UMF (D)=
 (B)= (E)=
 (C)= (F)=



REF. NO.	LEV. 0	PART NO.	DESCRIPTION	-----Q'TY-----						I P/U A R
				(A)	(B)	(C)	(D)	(E)	(F)	
1	.	119270-12100	MANIFOLD, SUCTION	1						1
2	.	119270-12110	GASKET, SUC.MANIFOLD	1						1
3	.	26106-060162	BOLT M 6X 16 PLATED	2						10
4	.	26106-060282	BOLT M 6X 28 PLATED	1						10

N110264

+-----+
 | (REMARKS) "EFFECTIVE MACHINE NO." OF
 | ENGINE IS INDICATED ON THE
 | ENGINE LABEL WHICH IS SHOWN
 | IN FIG.4.
 +-----+

----- REMARKS -----
 (チエウ) エンジンノ シツシヨウキ ノ コウモノ.4 ノ | (REMARKS) "EFFECTIVE MACHINE NO." OF
 キタイメイハン ノ コウキチニス。 | ENGINE IS INDICATED ON THE
 | ENGINE LABEL WHICH IS SHOWN
 | IN FIG.4.

N110264

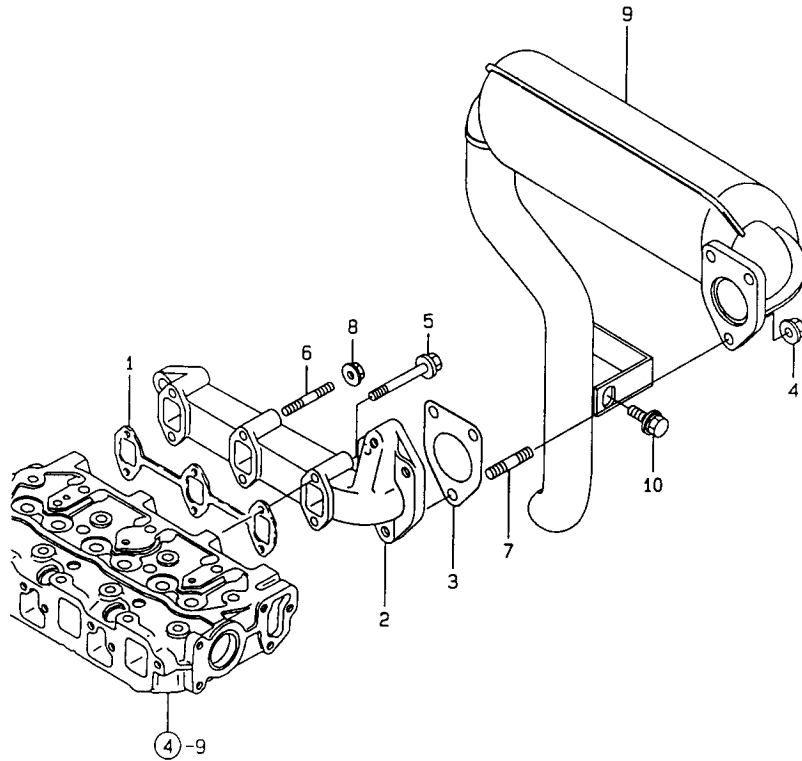
6. EXHAUST MANIFOLD & SILENCER

1009
 (1002)
 NPC-3225

6. EXHAUST M. JLD & SILENCER

98.03.23

(A)=3TN66-UMF (D)=
 (B)= (E)=
 (C)= (F)=



REF. NO.	LEV. 0	PART NO.	DESCRIPTION	Q'TY						I P/U A R
				(A)	(B)	(C)	(D)	(E)	(F)	
1	.	119260-13110	GASKET, EXH.MANIFOLD	1						1
2	.	119225-13101	MANIFOLD, EXHAUST	1						1
3	.	119260-13202	GASKET, (NON-ASB.)	1						1
4	.	194990-22050	NUT W/WASHER 8	3						1
5	.	26106-060402	BOLT M 6X 40 PLATED	4						10
6	.	26216-060402	STUD M 6X 40 PLATED	2						10
7	.	26216-080202	STUD M 8X 20 PLATED	3						10
8	.	26366-060002	NUT M 6	2						10
9	.	119258-13500	SILENCER	1						1
10	.	26014-080252	BOLT M 8X 25	1						10

N110265

(REMARKS)"EFFECTIVE MACHINE NO." OF

ENGINE IS INDICATED ON THE
 ENGINE LABEL WHICH IS SHOWN
 IN FIG.4.

REMARKS
 (チリウ) エンジンラベルにシリアルナンバーが記載されている。 (REMARKS)"EFFECTIVE MACHINE NO." OF
 キタイメイバシンのコウキチニス。 ENGINE IS INDICATED ON THE
 ENGINE LABEL WHICH IS SHOWN
 IN FIG.4.

N110265

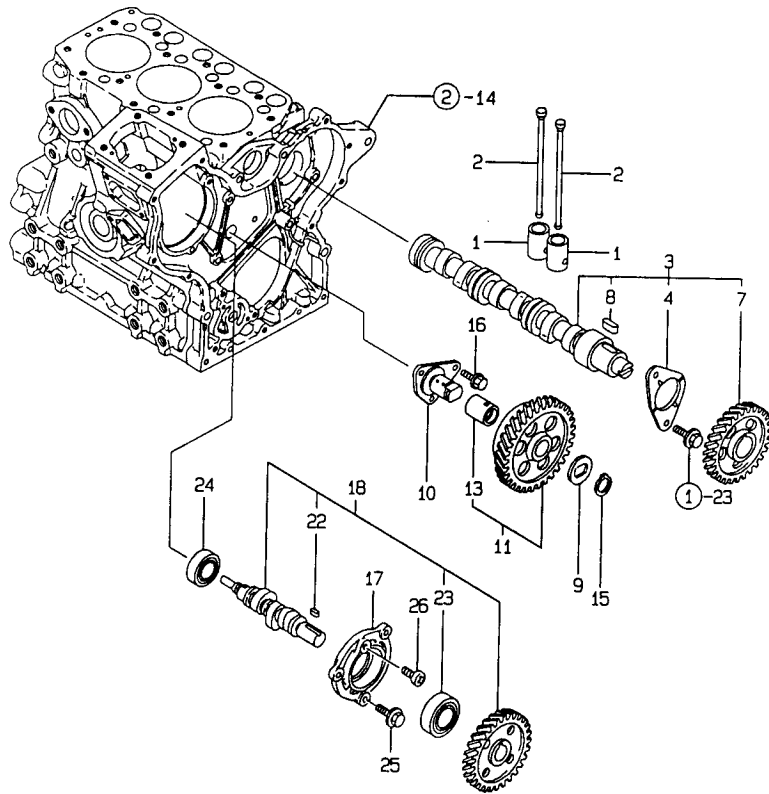
7. CAMSHAFT & DRIVING GEAR

1D10
(1D02)
NPC-3225

7. CAMSHAFT & DRIVING GEAR

98.03.23

(A)=3TN66-UMF (D)=
(B)= (E)=
(C)= (F)=



REF. NO.	LEV. 0	PART NO.	DESCRIPTION	Q'TY						I	P	U	A	R
				(A)	(B)	(C)	(D)	(E)	(F)					
1	.	119260-14200	TAPPET	6										1
2	.	119260-14400	ROD, PUSH	6										1
3	.	119260-14580	CAMSHAFT ASSY	1										1
4	..	119620-02450	BEARING, THRUST	1										1
7	..	119260-14100	GEAR, CAMSHAFT	1										1
8	..	22512-040120	KEY 4X 12	1										1
9	.	119660-25022	RETAINER, IDLE GEAR	1										1
10	.	119660-25052	SHAFT, IDLE GEAR	1										1
11	.	119260-25100	GEAR W/BUSH, IDLE	1										1
13	..	119620-25912	BUSH	1										1
15	.	22242-000200	CIRCLIP 20	1									10	(1)
16	.	26106-060122	BOLT M 6X 12 PLATED	3									10	
17	.	119660-01821	BEARING, FUEL CAM.	1										1
18	.	119225-14200	CAM ASSY, F.I. PUMP	1										1
22	..	22512-040120	KEY 4X 12	1										1
23	..	24102-063034	BALL BEARING 6303U	1										1
24	.	24101-062034	BALL BEARING	1										1
25	.	26106-060162	BOLT M 6X 16 PLATED	3									10	
26	.	26587-080102	SCREW M 8X 10	1									10	

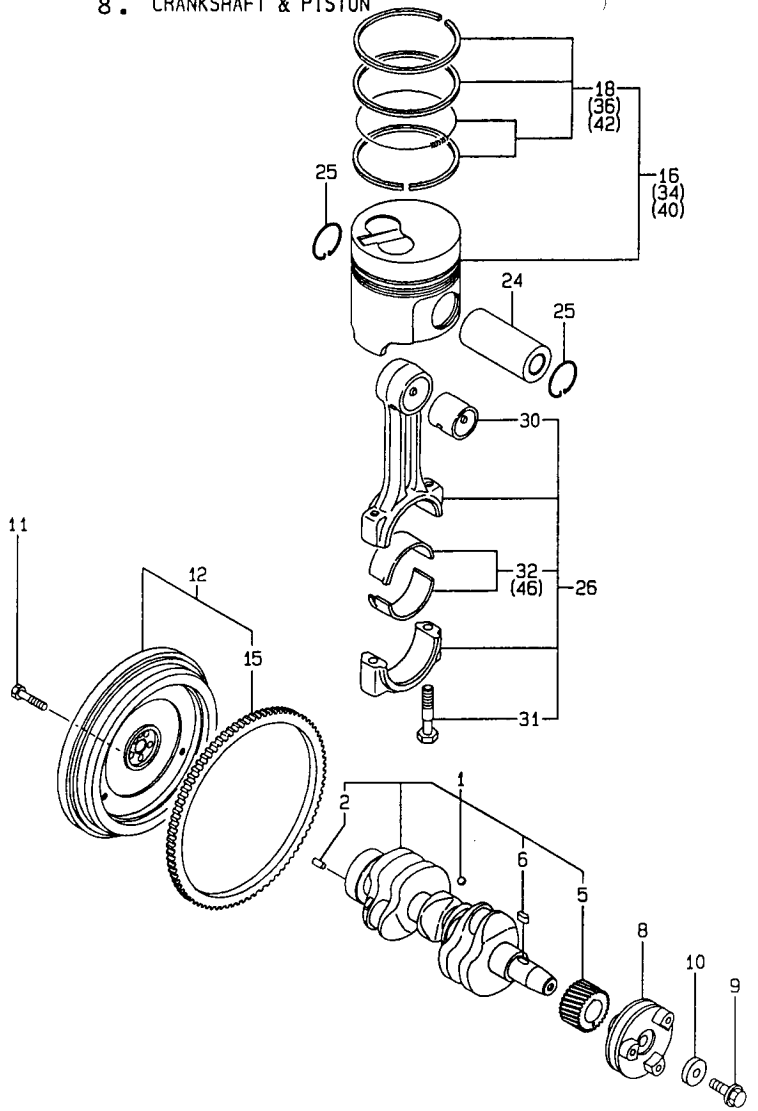
N110266

(1) REPAIR PART.
(REMARKS) "EFFECTIVE MACHINE NO." OF
ENGINE IS INDICATED ON THE
ENGINE LABEL WHICH IS SHOWN
IN FIG.4.

REMARKS
(1) ホヨクフ"ピンチ"ス。
(チヌク) エンジン"フ" シ"ツシコ"ウキ ハ コウモク"ノ.4 ノ
キタイメイ"ハ"ン ノ コウキ"チ"ス。
(1) REPAIR PART.
(REMARKS) "EFFECTIVE MACHINE NO." OF
ENGINE IS INDICATED ON THE
ENGINE LABEL WHICH IS SHOWN
IN FIG.4.

N110266

8. CRANKSHAFT & PISTON



N110267

- (1) REPAIR PART.
 (2) OVER-SIZE(O.S=0.25)PART.
 (3) OVER-SIZE(O.S=0.50)PART.
 (4) UNDER-SIZE(U.S=0.25)PART.
 (REMARKS)"EFFECTIVE MACHINE NO." OF
 ENGINE IS INDICATED ON THE
 ENGINE LABEL WHICH IS SHOWN
 IN FIG.4.

1D11
 (1D02)
 NPC-3225

8. CRANKSHAFT PISTON

98.03.23

(A)=3TN66-UMF (D)=
 (B)= (E)=
 (C)= (F)=

REF. NO.	LEV. O	PART NO.	DESCRIPTION	Q'TY					I	P	U	A	R
				(A)	(B)	(C)	(D)	(E)					
1	.	719260-21700	CRANKSHAFT ASSY	1									1
2	..	129100-01580	PARALLEL PIN 8X16	1									1
5	..	119260-21200	GEAR, CRANKSHAFT	1									1
6	..	22512-040120	KEY 4X 12	1									1
8	.	119260-21650	V-PULLEY	1									1
9	.	119621-21680	BOLT M12X1.25, FLANGE	1									1
10	.	119620-21941	WASHER	1									1
11	.	119620-21500	BOLT, FLYWHEEL	5									1
12	.	119255-21590	FLYWHEEL ASSY	1									1
15	..	124060-21600	GEAR, RING	1									1
16	.	119270-22091	PISTON W/RING	3									1
18	..	719270-22501	RING SET	3									1
24	.	119260-22300	PIN, PISTON	3									1
25	.	105225-22400	CIRCLIP	6									2
26	.	719260-23100	ROD ASSY, CONNECTING	3									1
26-1	.	119265-23100	ROD ASSY, CONNECTING	3							N		1
		(A=E49896)											
30	..	119260-23910	BUSH, PISTON PIN	3									1 (1)
31	..	119260-23200	BOLT, ROD	6									2
31-1	..	119265-23200	BOLT, ROD	6							N		1
		(A=E49896)											
32	..	719260-23600	BEARING, CRANKPIN	3									1
34	.	719270-22820	PISTON W/RING OS=.25	3									1 (2)
36	..	719270-22541	RING SET O.S=0.25	3									1 (2)
40	..	119270-22920	PISTON W/RING OS=0.5	3									1 (3)
42	..	119270-22970	RING SET O.S=0.5	3									1 (3)
46	.	719260-23610	BEARING, PIN U.S=0.25	3									1 (4)

REMARKS	
(1) ホヨウフ ^レ ヒンチ ^レ ス。	(1) REPAIR PART.
(2) オーバ ^レ サイズ ^レ (O.S=0.25)フ ^レ ヒンチ ^レ ス。	(2) OVER-SIZE(O.S=0.25)PART.
(3) オーバ ^レ サイズ ^レ (O.S=0.50)フ ^レ ヒンチ ^レ ス。	(3) OVER-SIZE(O.S=0.50)PART.
(4) アンダ ^レ サイズ ^レ (U.S=0.25)フ ^レ ヒンチ ^レ ス。	(4) UNDER-SIZE(U.S=0.25)PART.
(チユウ) エンヂ ^レ ン ^レ フ ^レ シ ^レ ツ ^レ シ ^レ コ ^レ ノ ^レ 4 ^レ ノ ^レ (REMARKS)"EFFECTIVE MACHINE NO." OF	
キタイメイ ^レ ハ ^レ ン ^レ ノ ^レ コ ^レ ウ ^レ キ ^レ ス。	ENGINE IS INDICATED ON THE ENGINE LABEL WHICH IS SHOWN IN FIG.4.

N110267

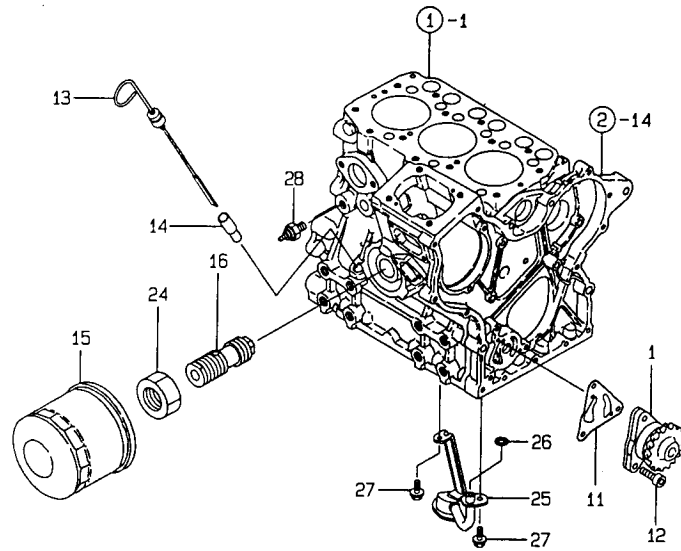
9. LUBRICATING OIL SYSTEM

1012
(1002)
NPC-3225

9. LUBRICATING OIL SYSTEM

98.03.23

(A)=3TN66-UMF (D)=
(B)= (E)=
(C)= (F)=



REF. NO.	LEV. 0	PART NO.	DESCRIPTION	-----Q'TY-----						I	P	U	A	R
				(A)	(B)	(C)	(D)	(E)	(F)					
1	.	119260-32000	PUMP ASSY, LUB. OIL	1										1
11	.	119660-32020	GASKET, L.O.PUMP	1										1
12	.	26450-060202	BOLT M 6X 20	3										10
13	.	129132-34800	DIPSTICK	1										1
14	.	121520-34810	GUIDE, DIPSTICK	1										1
15	.	119305-35150	FILTER, LUB. OIL	1										1
16	.	119225-35300	VALVE ASSY,OIL PRESS	1										1
24	.	129150-35350	NUT	1										1
25	.	119260-35090	PIPE, OIL INLET	1										1
26	.	24311-000120	O-RING 1A P 12.0	1										10
27	.	26106-060122	BOLT M 6X 12 PLATED	2										10
28	.	124160-39450	SWITCH, OIL PRESSURE	1										1

 | (REMARKS) "EFFECTIVE MACHINE NO." OF
 |
 | ENGINE IS INDICATED ON THE
 | ENGINE LABEL WHICH IS SHOWN
 | IN FIG.4.
 |

N110268

----- REMARKS -----
 (チユウ) エンジンノ ショツシヨウキ ハ コウモクNO.4 ノ | (REMARKS) "EFFECTIVE MACHINE NO." OF
 *タイムイハシノ コウキチス。 | ENGINE IS INDICATED ON THE
 | ENGINE LABEL WHICH IS SHOWN
 | IN FIG.4.

N110268

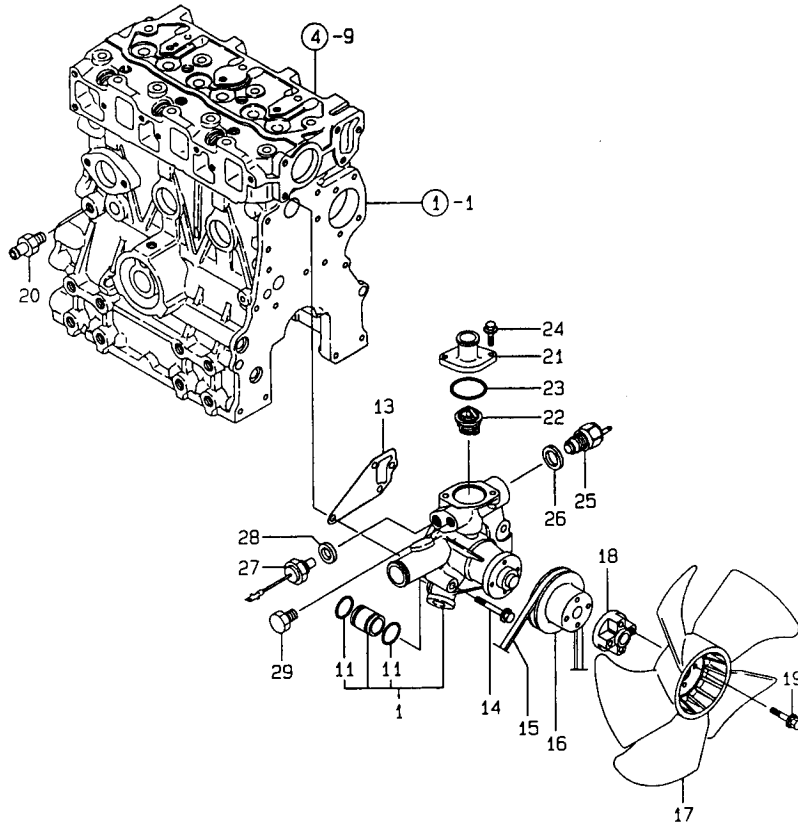
10. COOLING WATER SYSTEM

1D13
(1D02)
NPC-3225

10. COOLING WATER SYSTEM

98.03.23

(A)=3TN66-UMF (D)=
(B)= (E)=
(C)= (F)=



REF. NO.	LEV. 0	PART NO.	DESCRIPTION	-----Q'TY-----						I P/U A R
				(A)	(B)	(C)	(D)	(E)	(F)	
1	.	119265-42002	PUMP ASSY, C. WATER	1						1
11	--	24311-000210	O-RING 1A P-21.0	2						10
13	.	119260-42020	GASKET, C.W. PUMP	1						1
14	.	26106-080452	BOLT M 8X 45 PLATED	3						10
15	.	104514-42780	V-BELT (HM-33)	1						1
16	.	119620-42350	V-PULLEY, C.W. PUMP	1						1
17	.	119258-44740	FAN(D300,SUCTION	1						1
18	.	121267-44760	SPACER	1						1
19	.	26106-060302	BOLT M 6X 30 PLATED	4						10
20	.	121550-49111	JOINT PT1/4	1						1
21	.	119260-49530	COVER, THERMOSTAT	1						1
21- 1	.	129350-49530	COVER, THERMOSTAT	1					N	1
(A=FROM 1ST)										
22	.	119260-49800	THERMOSTAT (71°C	1						1
22- 1	.	129350-49800	THERMOSTAT (71°C	1					N	1
(A=FROM 1ST)										
23	.	24321-000350	O-RING 1A G-35.0	1						10
23- 1	.	129350-49541	GASKET, (NON-ASB.)	1					N	1
(A=FROM 1ST)										
24	.	26106-060182	BOLT M 6X 18 PLATED	2						10
24- 1	.	26106-080202	BOLT M 8X 20 PLATED	2					N	10
(A=FROM 1ST)										
25	.	121250-44901	SWITCH, THERMO(110°C	1						1
26	.	124465-44950	GASKET 16	1						1
27	.	119650-44900	SWITCH, WATER TEMP.	1						1
28	.	129150-49360	GASKET 10	1						1
I 29	.	171056-49120	PLUG, DRAIN	1						W 1
(A=FROM 1ST)										

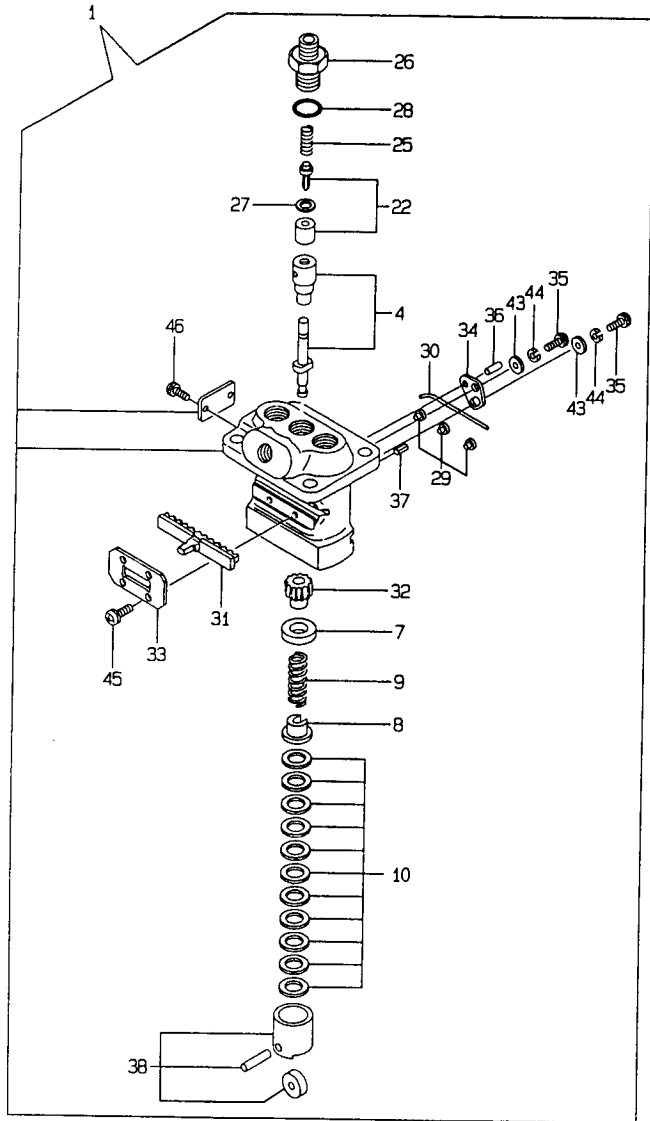
(REMARKS)"EFFECTIVE MACHINE NO." OF
ENGINE IS INDICATED ON THE
ENGINE LABEL WHICH IS SHOWN
IN FIG.4.

N110269

REMARKS
(ヲ1ク) エンジンノ シラツシヨウキ ハ コウモクNO.4 ノ (REMARKS)"EFFECTIVE MACHINE NO." OF
キタイメイハシノ コウキチニス。 ENGINE IS INDICATED ON THE
ENGINE LABEL WHICH IS SHOWN
IN FIG.4.

N110269

11. FUEL OIL INJECTION PUMP



1D14
(1D02)
NPC-3225

11. FUEL OIL INJECTION PUMP

98.03.23

(A)=3TN66-UMF (D)=
(B)= (E)=
(C)= (F)=

REF. NO.	LEV. 0	PART NO.	DESCRIPTION	-----Q'TY-----						I	P/U	A	R
				(A)	(B)	(C)	(D)	(E)	(F)				
1	..	719225-51100	PUMP ASSY, F.INJECT.	1								1	
4	..	119225-51100	PLUNGER W/BARREL	3								1	
7	..	119620-51170	RETAINER	3								1	
8	..	119620-51180	RETAINER	3								1	
9	..	119620-51190	SPRING, PLUNGER	3								1	
10	..	119620-51250	SHIM PACK	3								1	
22	..	119225-51300	VALVE W/SEAT, DELIV.	3								1	
25	..	105546-51330	SPRING, DELIV. VALVE	3								1	
26	..	119620-51340	HOLDER, DELIV. VALVE	3								1	
27	..	119620-51350	GASKET, DELIVERY	3								1	
28	..	119620-51370	O-RING	3								1	
29	..	119620-51450	GUIDE, PLUNGER	3								1	
30	..	119620-51461	PIN	1								1	
31	..	119660-51500	RACK	1								1	
32	..	119620-51510	PINION	3								1	
33	..	119660-51530	RETAINER, RACK	1								1	
34	..	119620-51650	PLATE	2								1	
35	..	119620-51660	SCREW	2								1	
36	..	119620-51670	PIN	2								1	
37	..	119620-51680	PIN	1								1	
38	..	119620-51700	TAPPET ASSY	3								1	
43	..	22137-040000	WASHER 4, POLISHED	2								10	
44	..	22217-040000	SPRING WASHER 4	2								10	
45	..	26022-040082	SCREW M 4X 8	4								10	
46	..	26587-040102	SCREW M 4X 10	2								10	

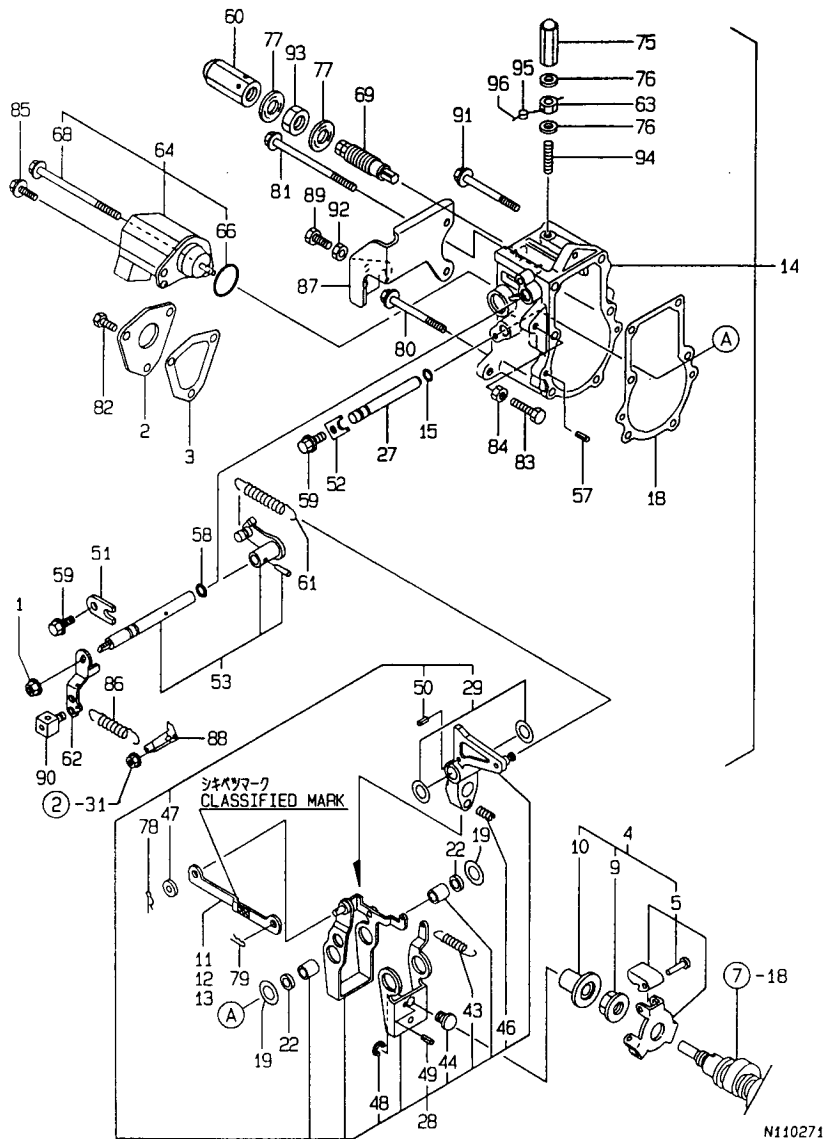
N110270

(REMARKS)"EFFECTIVE MACHINE NO." OF
ENGINE IS INDICATED ON THE
ENGINE LABEL WHICH IS SHOWN
IN FIG.4.

REMARKS
(チリウ) エンジンポンプ システムの4ノ
キタイメイ)ノ コウキチ"ス。
(REMARKS)"EFFECTIVE MACHINE NO." OF
ENGINE IS INDICATED ON THE
ENGINE LABEL WHICH IS SHOWN
IN FIG.4.

N110270

12. GOVERNOR



(1) SELECTIVE PARTS: CERTAIN THE CLASSIFICATION MARK, THEN PLACE YOUR ORDER (REFER TO ILLUSTRATION) (REMARKS) "EFFECTIVE MACHINE NO." OF ENGINE IS INDICATED ON THE ENGINE LABEL WHICH IS SHOWN IN FIG.4.

1015
(1002)
NPC-3225

12. GOVERNOR

98.03.23

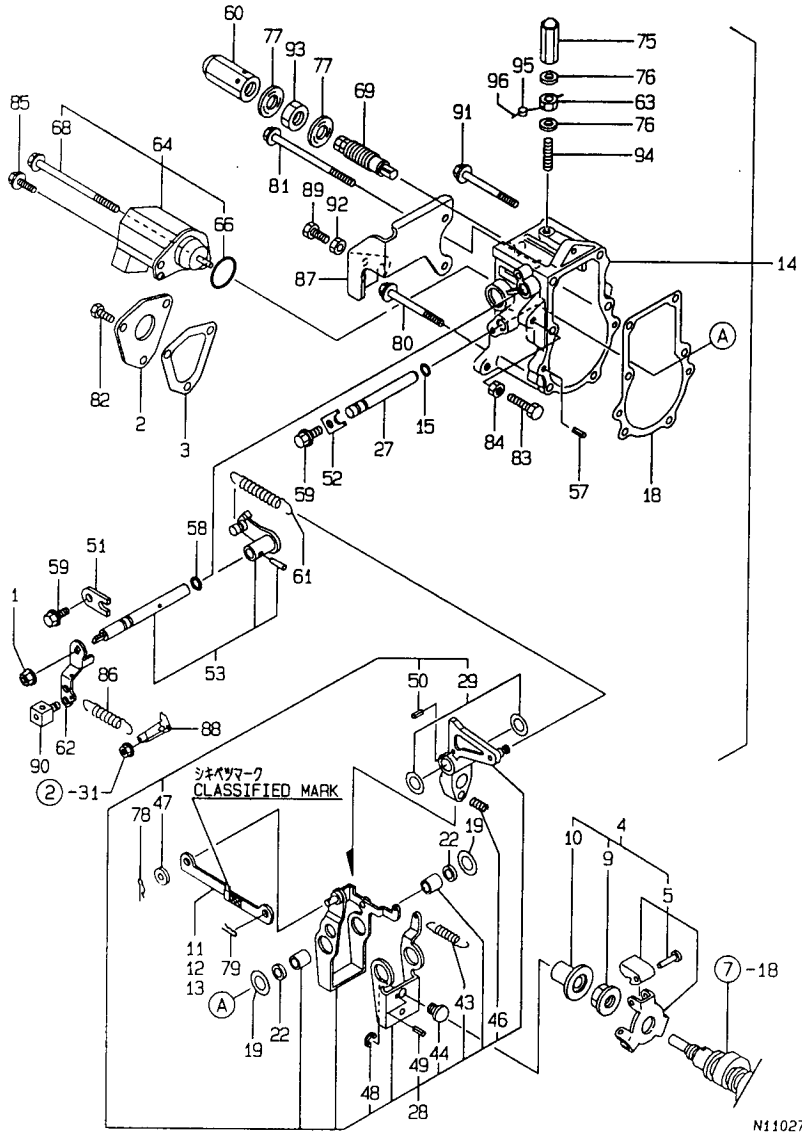
(A)=3TN66-UMF (D)=
(B)= (E)=
(C)= (F)=

REF. NO.	LEV. 0	PART NO.	DESCRIPTION	Q'TY						I	P	U	A	R
				(A)	(B)	(C)	(D)	(E)	(F)					
1	.	194990-22050	NUT W/WASHER 8	1										1
2	.	119660-61060	COVER, GOVERNOR CASE	1										1
3	.	119660-61071	GASKET, (NON-ASB.)	1										1
4	.	119600-61100	DRIVING SET, GOV.	1										1
5	..	119600-61200	WEIGHT ASSY, GOV.	1										1
9	..	119660-61300	NUT, GOVERNOR WEIGHT	1										1
10	..	119660-61341	SLEEVE, GOVERNOR	1										1
11	.	119660-61121	LINK L=88.8(NO COLOR)	1										1 (1
12	.	119660-61140	LINK L=88.6(WHITE)	1										1 (1
13	.	119660-61150	LINK L=89.0(RED)	1										1 (1
14	.	119288-61200	CASE ASSY, GOVERNOR	1										1
15	..	129155-51280	O-RING S6	1										1
18	..	119660-61052	GASKET, (NON-ASB.)	1										1
19	..	119660-61460	SHIM SET	1										1
22	..	129155-61480	SPACER ASSY	2										1
27	..	119660-61491	SHAFT, GOVERNOR LEVER	1										1
28	..	119288-61510	LEVER ASSY, GOVERNOR	1										1
29	...	174307-51700	SHIM SET	2										1
43	...	119232-61540	SPRING, LEVER	1										1
44	...	119600-61540	SHIFTER	1										1
44-1	...	119600-61541	SHIFTER, P.T.O.	1								N		1
(A=E49896)														
46	...	119600-61650	SPRING, STARTING	1										1
47	...	22117-040000	WASHER 4	1										10
48	...	22272-000040	CIRCLIP E- 4	1										10
49	...	22351-020004	SPRING PIN 2X 4	1									Z	10
(A=E49896)														
50	...	22351-030014	SPRING PIN 3X14	1										10
51	..	119600-61900	RETAINER, SHAFT	1										1
52	..	119660-61901	RETAINER, SHAFT	1										1
53	..	119285-66080	SHAFT ASSY, REGULATOR	1										1
57	..	22351-040010	SPRING PIN 4X10	2										10
58	..	24341-000070	O-RING 1A S-7.0	1										10
59	..	26106-060102	BOLT M 6X 10 PLATED	2										10
60	.	129100-61930	NUT, CAP	1										1
61	.	119621-66021	SPRING, REGULATOR	1										1
61-1	.	119600-66020	SPRING, REGULATOR	1									N	1
(A=FROM 1ST)														
62	.	119621-66051	LEVER, REGULATOR	1										1
63	.	124550-66370	LOCK NUT M 6	1										1
64	.	119285-66500	STOP DEVICE, ENGINE	1										1
66	..	24341-000280	O-RING 1A S-28.0	1										10
68	..	26106-060952	BOLT M 6X 95 PLATED	1										10
69	.	119260-66530	FUEL CONTROLLER	1										1
69-1	.	119650-66510	LIMITER COMP., FUEL	1									N	1
(A=FROM 1ST)														
75	.	119600-66840	NUT, CAP	1										1
76	.	22190-060003	SEAL WASER 6	2										10
77	.	22190-120002	SEAL WASHER 12	2										10
78	.	22360-040000	SNAP PIN 4	1										10
79	.	22360-060000	SNAP PIN 6	1										10
80	.	26106-060702	BOLT M 6X 70 PLATED	3										10
81	.	26106-060952	BOLT M 6X 95 PLATED	1										10
82	.	26116-050102	BOLT M 5X 10 PLATED	3										10

** CONTINUE **

N110271

12. GOVERNOR



1016
(1002)
NPC-3225

12. GOVERNOR

98.03.23

(A)=3TN66-UMF (D)=
(B)= (E)=
(C)= (F)=

REF. NO.	LEV. 0	PART NO.	DESCRIPTION	Q'TY						I	P	U	A	R
				(A)	(B)	(C)	(D)	(E)	(F)					
83	.	26116-060302	BOLT M 6X 30 PLATED	1										10
84	.	26756-060002	LOCK NUT 6	1										10
85	.	121465-59950	BOLT M 6X 16, PLATED	1										1
86	.	119840-61870	SPRING	1										1
87	.	119259-66900	SUPPORT, ACCEL STOP	1										1
88	.	119656-66910	HOOK	1										1
89	.	102100-67080	BOLT, ADJUSTING	1										1
90	.	124756-67510	RETAINER, WIRE	1										1
91	.	26106-060752	BOLT M 6X 75 PLATED	2										10
92	.	26756-060002	LOCK NUT 6	1										10
93	.	26776-120002	LOCK NUT M12 PLATED	1										10
94	.	121575-66830	SCREW, ADJUST	1										1
95	.	135210-61090	LEAD	1										5
96	.	22451-060000	WIRE 0.6	1										10

N110271

(1) SELECTIVE PARTS: CERTAIN THE CLASSIFICATION MARK, THEN PLACE YOUR ORDER (REFER TO ILLUSTRATION) (REMARKS) "EFFECTIVE MACHINE NO." OF ENGINE IS INDICATED ON THE ENGINE LABEL WHICH IS SHOWN IN FIG.4.

REMARKS
(1) センタクシヨウツクシキコウ オ カクニ ノ クエ チユクモネカ"イマス。(イラスト サシヨウ) (チユク) エンジンツクシキコウハ コウモクNO.4 ノ キタイメイハツノ コウキチマス。
(1) SELECTIVE PARTS: CERTAIN THE CLASSIFICATION MARK, THEN PLACE YOUR ORDER (REFER TO ILLUSTRATION) (REMARKS) "EFFECTIVE MACHINE NO." OF ENGINE IS INDICATED ON THE ENGINE LABEL WHICH IS SHOWN IN FIG.4.

N110271

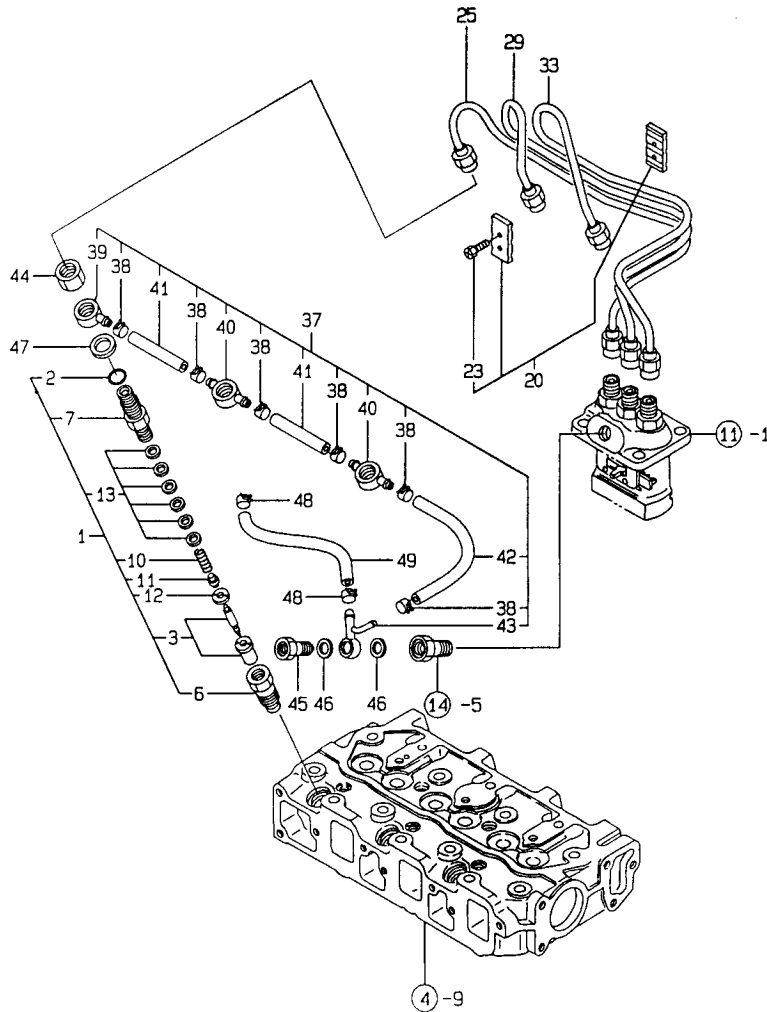
13. FUEL OIL INJECTION VALVE

1E01
(1D02)
NPC-3225

13. FUEL OIL INJECTION VALVE

98.03.23

(A)=3TN66-UMF (D)=
(B)= (E)=
(C)= (F)=



REF. NO.	LEV. 0	PART NO.	DESCRIPTION	Q'TY						I	P/U	A	R
				(A)	(B)	(C)	(D)	(E)	(F)				
1	.	719255-53100	FUEL INJECT.VALVE AS	3								1	
2	..	129155-51580	O-RING	3								1	
2-1	..	129155-61830	O-RING S10	3							R	1	
(A=E49896)													
3	..	119620-53000	NOZZLE ASSY,F.INJECT	3								1	
6	..	119620-53080	NUT, VALVE W/CASE	3								1	
7	..	119255-53100	HOLDER,NOZZLE	3								1	
10	..	119620-53120	SPRING, VALVE	3								1	
11	..	114250-53130	SEAT, NOZZLE SPRING	3								1	
12	..	119620-53140	SPACER, VALVE STOP	3								1	
13	..	114250-53400	SHIM PACK	3								1	
20	.	129150-59120	RETAINER, INJ. PIPE	1								1	
23	..	129150-59131	BOLT M4X14,HEX.SCKT.	2								1	
25	.	119225-59810	PIPE (1),FUEL INJECT	1								1	
29	.	119260-59820	PIPE (2),FUEL INJECT	1								1	
33	.	119260-59830	PIPE (3),FUEL INJECT	1								1	
37	.	119642-59540	PIPE ASSY, FUEL OVER	1								1	
38	..	124066-59100	CLAMP 8	6								1	
39	..	119260-59520	JOINT (B)	1								1	
40	..	119260-59530	JOINT (A)	2								1	
41	..	105025-59550	PIPE, FUEL RETURN	2								1	
42	..	119642-59550	PIPE, FUEL RETURN	1								1	
43	..	119642-59570	JOINT,OVER FLOW PIPE	1								1	
44	.	119620-59700	NUT	3								1	
45	.	124550-59820	BOLT 8, PIPE JOINT	1								1	
46	.	23414-080012	GASKET 8	2								10	
47	.	23414-140000	GASKET 14, ROUND	3								10	
48	.	124766-59050	CLAMP 12	2							W	5	
(A=FROM 1ST)													
49	.	119225-59560	PIPE, FUEL OIL	1								W	1

(A=FROM 1ST)

N110272

(REMARKS)"EFFECTIVE MACHINE NO." OF
ENGINE IS INDICATED ON THE
ENGINE LABEL WHICH IS SHOWN
IN FIG.4.

REMARKS
(注) エンジンラベルに有効機番が示されている。 (REMARKS)"EFFECTIVE MACHINE NO." OF
*タイメイヤシノコウキチス。 ENGINE IS INDICATED ON THE
ENGINE LABEL WHICH IS SHOWN
IN FIG.4.

N110272

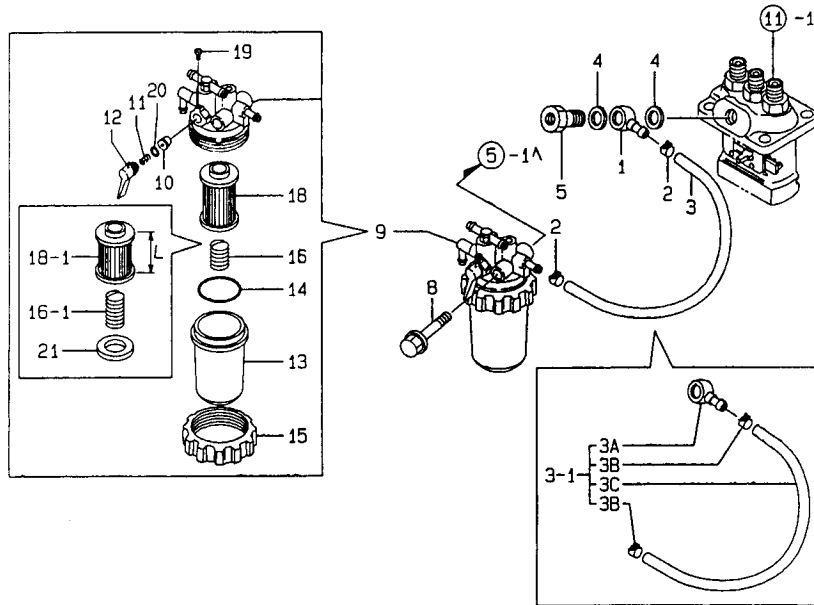
14. FUEL OIL LINE

1E02
(1D02)
NPC-3225

14. FUEL OIL LINE

98.03.23

(A)=3TN66-UMF (D)=
(B)= (E)=
(C)= (F)=



REF. NO.	LEV. 0	PART NO.	DESCRIPTION	Q'TY						I	P	U	A	R
				(A)	(B)	(C)	(D)	(E)	(F)					
1	.	101304-59020	JOINT 12, PIPE	1								Z	1	
		(A=FROM 1ST)												
2	.	124766-59050	CLAMP 12	2								Z	5	
		(A=FROM 1ST)												
3	.	124767-59080	PIPE, F.O.	1									1	
3-1	.	119225-59040	PIPE ASSY, FUEL OIL	1								N	1	
		(A=FROM 1ST)												
3A	..	101304-59020	JOINT 12, PIPE	1								W	1	
		(A=FROM 1ST)												
3B	..	124766-59050	CLAMP 12	2								W	5	
		(A=FROM 1ST)												
3C	..	121250-59080	PIPE, FUEL OIL	1								W	1	
		(A=FROM 1ST)												
4	.	104200-59170	GASKET 12	2									5	
5	.	119462-59190	BOLT ASSY, PIPE JOINT	1									1	
8	.	26013-080652	BOLT M 8X 65	1									10	
9	.	119258-55620	F.O. FILTER ASSY	1									1	
I 9-1	.	119258-55621	F.O. FILTER ASSY	1								R	1	
		(A=E52067)												
10	..	104200-55321	VALVE, TAPER	1									1	
11	..	104200-55330	SPRING, TAPER VALVE	1									1	
12	..	119810-95340	LEVER	1									1	
13	..	121254-55510	CUP, STRAINER	1									1	
14	..	102103-55520	O-RING	1									2	
15	..	110250-55610	RING, RETAINING	1									1	
16	..	121250-55620	SPRING	1									1	
I 16-1	..	121257-55720	SPRING, SCREEN	1								S	1	(1)
		(A=E52067)												
18	..	124550-55700	T.TNE(2TR22	1									1	
I 18-1	..	104500-55710	ELEMENT, FUEL	1								S	1	(2)
		(A=E52067)												
19	..	104200-55750	SCREW M 4	1									1	
20	..	24311-240100	O-RING 1A P-10A	1									10	
I 21	..	121257-55731	FLOAT	1								W	1	
		(A=E52067)												

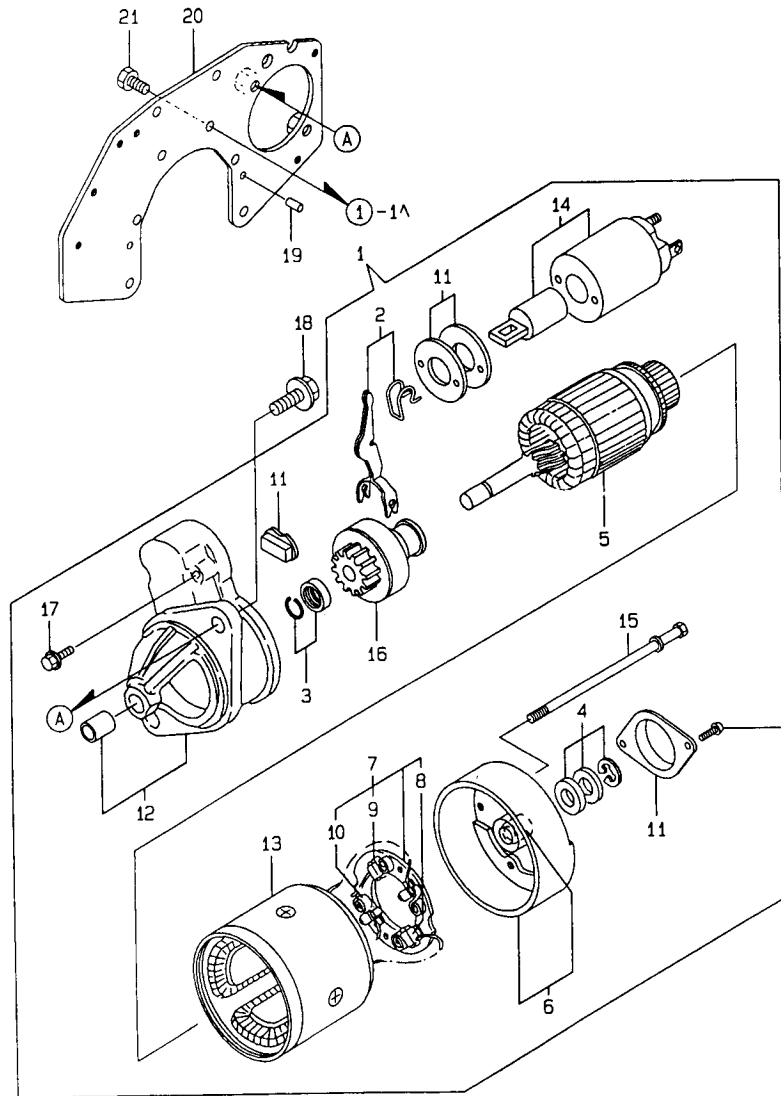
N110273

(1) DIFFERENCE BETWEEN NO.16 & 16-1
REFER TO NO.18 & 18-1.
(2) L= REF.NO.18 87.6M/M, 18-1 67.6M/M
(REMARKS)"EFFECTIVE MACHINE NO." OF
ENGINE IS INDICATED ON THE
ENGINE LABEL WHICH IS SHOWN
IN FIG.4.

REMARKS
(1) エタシノ.16 ト 16-1 ノ チカイハ 18,18-1チ (1) DIFFERENCE BETWEEN NO.16 & 16-1
サシヨウネカ"イマス。 REFER TO NO.18 & 18-1.
(2) L= エタシノ.18 87.6ミリ, 18-1 67.6ミリ。 (2) L= REF.NO.18 87.6M/M, 18-1 67.6M/M
(チカウ) エシノ"フ" シ"ツシコ"ウキ ハ コウエノ.4 ノ (REMARKS)"EFFECTIVE MACHINE NO." OF
キタイメイハ"ノ コウキテ"ス。 ENGINE IS INDICATED ON THE
ENGINE LABEL WHICH IS SHOWN
IN FIG.4.

N110273

15. STARTING MOTOR



1E03
(1D02)
NPC-3225

15. STARTING M. R

98.03.23

(A)=3TN66-UMF (D)=
(B)= (E)=
(C)= (F)=

REF. NO.	LEV. O	PART NO.	DESCRIPTION	Q'TY						I	P/U	A	R
				(A)	(B)	(C)	(D)	(E)	(F)				
1	.	119631-77011	STARTING MOTOR	1									1
2	..	X2114560130	LEVER KIT, SHIFT	1									1
I 2-	1 ..	114371-77180	SHIFT LEVER KIT	1							N		1
(A=E50947)													
3	..	X2114715500	STOPPER SET, PINION	1									1
4	..	X2114811000	WASHER KIT, THRUST	1									1
5	..	114371-77110	ARMATURE	1									1
6	..	114371-77140	COVER ASSY, REAR	1									1
7	..	114371-77160	HOLDER ASSY, BRUSH	1									1
8	...	114371-79040	BRUSH (-)	2									1
9	...	114371-79050	BRUSH (+)	1									1
10	...	114371-79060	SPRING, BRUSH	4									1
11	..	114371-77170	COVER KIT, DUST	1									1
12	..	119631-77650	GEAR CASE CMP	1									1
I 12-	1 ..	119631-77651	CASE, GEAR	1							N		1
(A=E50947)													
13	..	124097-77710	YOKE ASSY.	1									1
14	..	124195-77760	MAGNETIC SWITCH ASSY	1									1
I 14-	1 ..	X2114275010	SWITCH ASSY, MAGNET	1								N	1
(A=E50947)													
15	..	124195-77770	THROUGH BOLT	2									1
16	..	119631-77780	PINION CMP	1									1
17	..	114371-79070	BOLT M 6X 37	2									1
18	.	26116-120252	BOLT M12X 25 PLATED	2									10
18-	1 .	26116-120302	BOLT M12X 30 PLATED	2								N	10
(A=FROM 1ST)													
19	.	129100-01580	PARALLEL PIN 8X16	2									1
20	.	119258-77060	BRACKET(STARTOR	1									1
21	.	26206-100202	BOLT M10X20	6									10

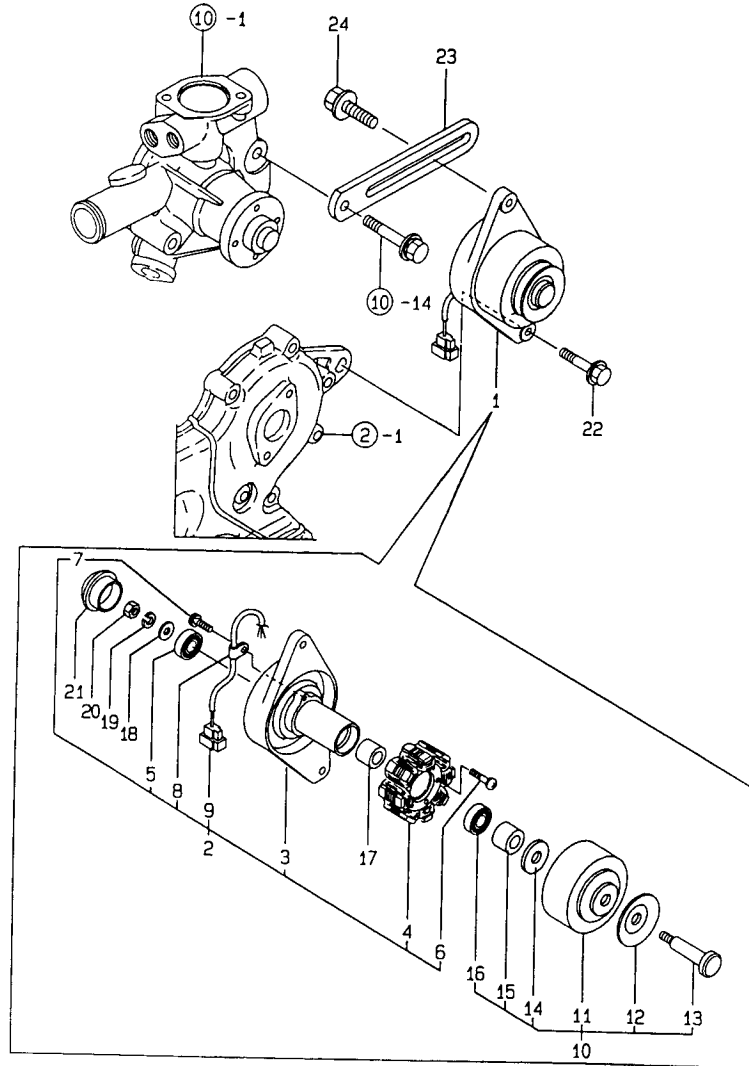
N110274

(REMARKS)"EFFECTIVE MACHINE NO." OF
ENGINE IS INDICATED ON THE
ENGINE LABEL WHICH IS SHOWN
IN FIG.4.

REMARKS
(チヨウ) エンジンノクニ シヤツシヨウキ ノ コウモクNO.4 ノ (REMARKS)"EFFECTIVE MACHINE NO." OF
*タイメイバシシノ コウモクチヤス。 ENGINE IS INDICATED ON THE
ENGINE LABEL WHICH IS SHOWN
IN FIG.4.

N110274

16. GENERATOR



1E04
(1D02)
NPC-3225

16. GENERATOR

98.03.23

(A)=3TN66-UMF (D)=
(B)= (E)=
(C)= (F)=

REF. NO.	LEV. 0	PART NO.	DESCRIPTION	QTY						I	P/U	A	R
				(A)	(B)	(C)	(D)	(E)	(F)				
1	.	119660-77201	GENERATOR	1								1	
2	..	XM91967	PLATE ASSY	1								1	
3	...	XM91968	PLATE	1								1	
4	...	XM91969	STATOR	1								1	
5	...	XM27436	BALL BEARING	1								1	
6	...	26022-040252	SCREW M 4X 25	2								10	
7	...	XYSPS4008	SCREW	1								1	
8	...	XM36410	CLAMP	1								1	
9	...	XM17878	COUPLER	1								1	
10	..	XM82099	FLYWHEEL ASSY	1								1	
11	...	XM82110	FLYWHEEL	1								1	
12	...	XM72174	PULLEY	1								1	
13	...	XM42927	SHAFT	1								1	
14	...	XM47549	WASHER	1								1	
15	...	XM72701	COLLAR	1								1	
16	...	XM27436	BALL BEARING	1								1	
17	..	106383-44720	SPACER	1								1	
18	..	106383-44730	WASHER	1								1	
19	..	22212-100000	WASHER	1								10	
20	..	26716-100002	NUT 10	1								10	
21	..	105225-44790	CAP	1								1	
22	.	26106-100402	BOLT M10X 40 PLATED	1								10	
23	.	121450-77330	ADJUSTER, BELT	1								1	
24	.	26014-080252	BOLT M 8X 25	1								10	

N110275

(REMARKS)"EFFECTIVE MACHINE NO." OF
ENGINE IS INDICATED ON THE
ENGINE LABEL WHICH IS SHOWN
IN FIG.4.

REMARKS
(フィウ) エンジンノ 有効機番ノ 4ノ (REMARKS)"EFFECTIVE MACHINE NO." OF
キタイメイハシノ コウキチニス。 ENGINE IS INDICATED ON THE
ENGINE LABEL WHICH IS SHOWN
IN FIG.4.

N110275

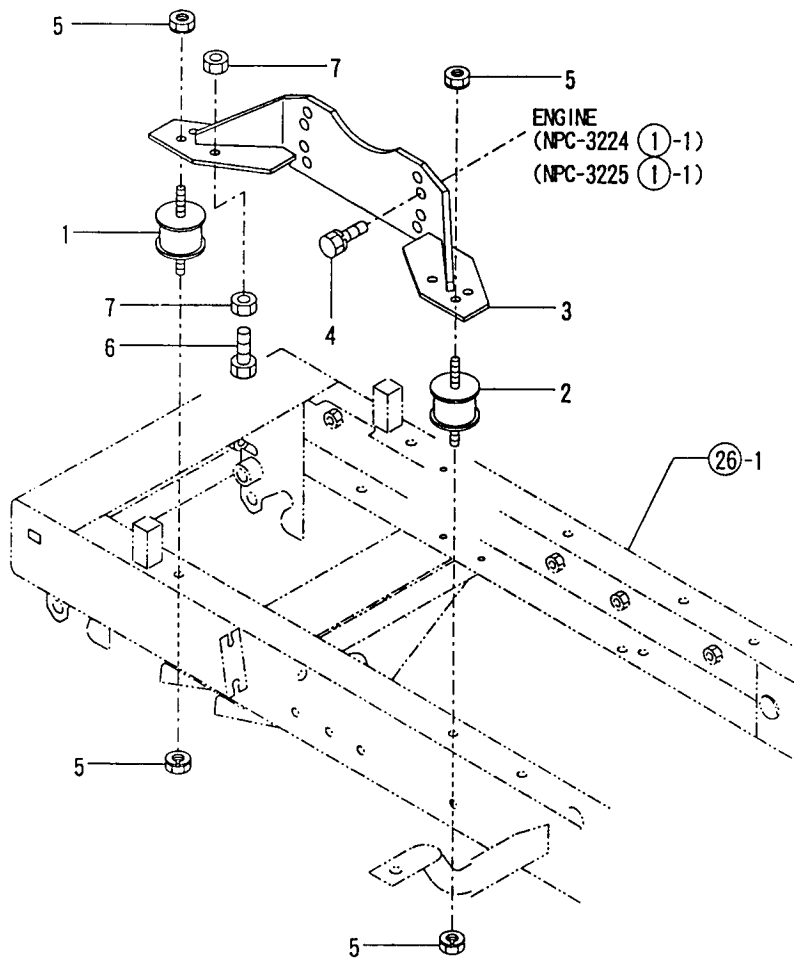
1. ENGINE MOUNTING

1F03
(1F02)
NPC-3226

1. ENGINE MOUNTING

98.03.23

(A)=LD16 (D)=
(B)=LD18 (E)=
(C)=LD18MJ (F)=



REF. NO.	LEV. 0	PART NO.	DESCRIPTION	Q'TY						I P/U A R
				(A)	(B)	(C)	(D)	(E)	(F)	
1	.	1A6150-00680	RUBBER 4006,SHK.ABS.	2	2	2				1
2	.	1A6150-00700	RUBBER 1006,SHK.ABS.	2	2	2				1
3	.	1A6150-00710	STAY COMP.,MOUNT	2	2	2				1
4	.	26013-100202	BOLT W/WASHER M10X20	8	8	8				10
5	.	26051-080002	NUT M 8	8	8	8				20
6	.	26116-080352	BOLT M 8X 35	2	2	2				10
7	.	26716-080002	NUT M 8	4	4	4				10

N109080

N109080

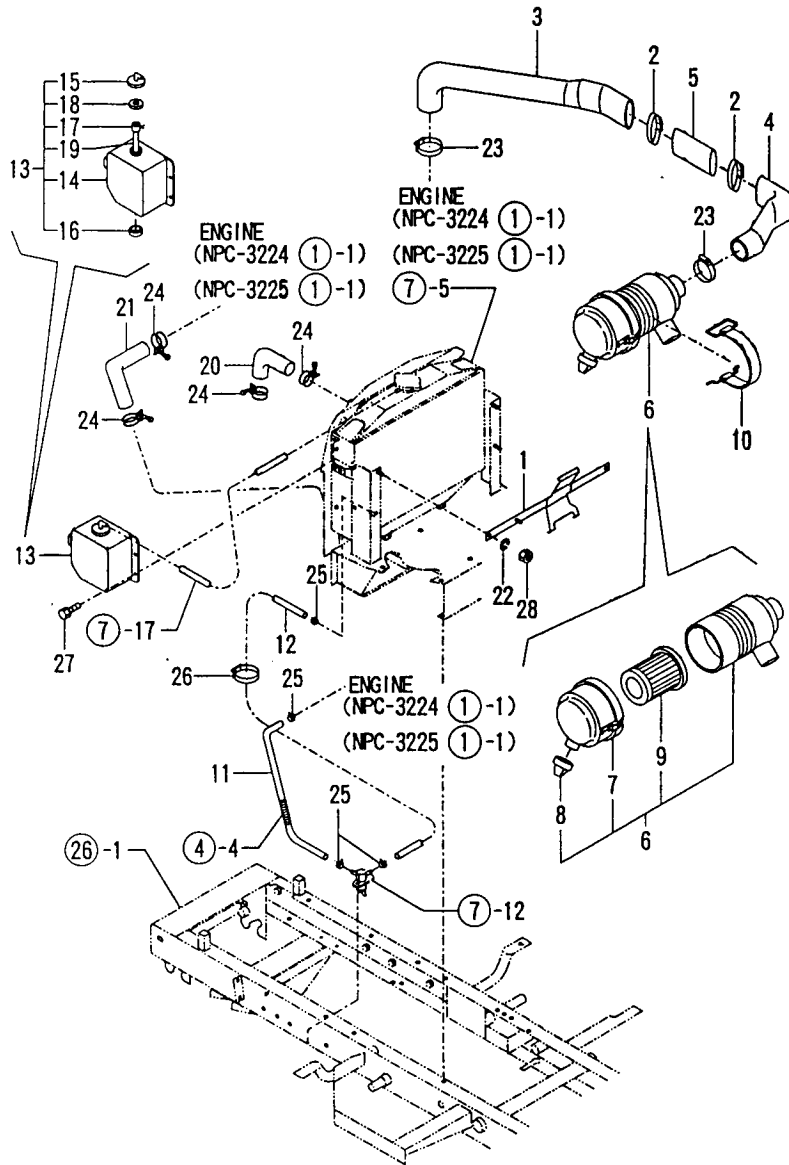
2. ENGINE ACCESSORIES

1F04
(1F02)
NPC-3226

2. ENGINE ACCESSORIES

98.03.23

(A)=LD16 (D)=
(B)=LD18 (E)=
(C)=LD18MJ (F)=

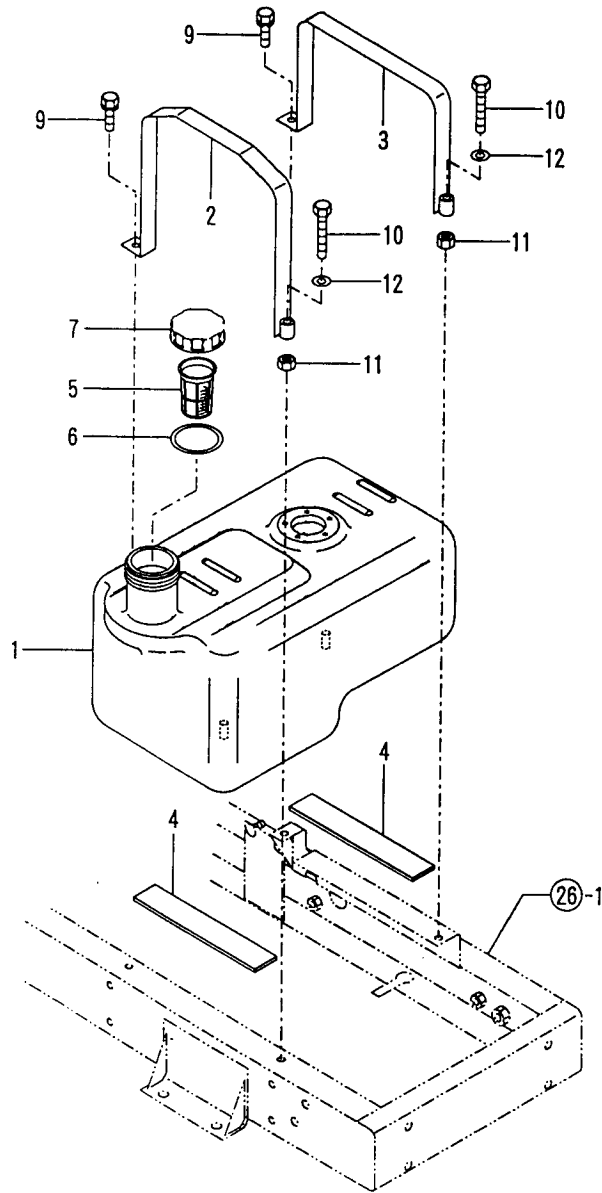


REF. NO.	LEV. 0	PART NO.	DESCRIPTION	Q'TY						I	P/U	A	R
				(A)	(B)	(C)	(D)	(E)	(F)				
1	.	1A6150-02450	SUPPORT CMP.,CLEANER	1	1	1							1
2	.	1A6150-02500	BAND 72X22	2	2	2							1
3	.	1A6150-02510	HOSE(A), AIR INTAKE	1	1	1							1
4	.	1A6150-02520	HOSE(B), AIR INTAKE	1	1	1							1
5	.	1A6150-02530	PIPE (C), AIR INTAKE	1	1	1							1
6	.	119258-12500	CLEANER ASSY, AIR	1	1	1							1
7	..	119258-12530	COVER ASSY.	1	1	1							1
8	..	119808-12540	VALVE, UNLOADER	1	1	1							1
9	..	119655-12560	ELEMENT	1	1	1							1
10	.	119865-12600	STAY	1	1	1							1
11	.	172122-14610	PIPE (B), FUEL	1	1	1							1
12	.	172734-14620	PIPE L=300, FUEL	1	1	1							1
13	.	121468-44510	SUB-TANK ASSY	1	1	1							1
14	..	121470-44521	BODY,SUB-TANK	1	1	1							1
15	..	121450-44531	CAP	1	1	1							1
16	..	121468-44540	PLUG, SUB-TANK	1	1	1							1
17	..	124450-44560	CLAMP	1	1	1							1
18	..	121470-44581	GASKET	1	1	1							1
19	..	23065-070130	PIPE 7X 130	1	1	1							1
20	.	119258-49010	TUBE A, WATER	1	1	1							1
21	.	119258-49020	TUBE B, WATER	1	1	1							1
22	.	22217-080000	SPRING WASHER 8	2	2	2							10
23	.	23000-054000	CLAMP 54	2	2	2							1
24	.	23010-038000	CLAMP 38	4	4	4							1
25	.	23080-012000	CLAMP 12	4	4	4							10
26	.	1E6102-84960	BAND 250,WIRE LOCK	1	1	1						Z	1
		(A=F510001) (B=F510001)											
27	.	26018-060202	BOLT M 6X 20	2	2	2							10
28	.	26716-080002	NUT M 8	2	2	2							10

N109081

N109081

3. FUEL TANK



1F05
(1F02)
NPC-3226

3. FUEL TANK

98.03.23

(A)=LD16 (D)=
(B)=LD18 (E)=
(C)=LD18MJ (F)=

REF. NO.	LEV. 0	PART NO.	DESCRIPTION	Q'TY						I	P/U	A	R
				(A)	(B)	(C)	(D)	(E)	(F)				
1	.	1A6150-03100	FUEL TANK	1	1	1							1
2	.	1A6150-03150	BAND L CMP., FUEL TK.	1	1								1
2-1	.	1A6150-03151	BAND L CMP., FUEL TK.	1	1	1						N	1
(A=F610001) (B=F610001)													
3	.	1A6150-03170	BAND R CMP., FUEL TK.	1	1								1
3-1	.	1A6150-03171	BAND R CMP., FUEL TK.	1	1	1						N	1
(A=F610001) (B=F610001)													
4	.	1A6150-03210	FELT 150X36XT5	2	2								1
4-1	.	1A6150-03211	FELT 200X36X75	2	2	2						N	1
(A=F610014) (B=F610029)													
5	.	194151-04141	STRAINER, FUEL	1	1	1							1
6	.	194151-04150	GASKET	1	1	1							1
7	.	194250-04301	CAP, TANK	1	1	1							1
9	.	26013-08C162	BOLT W/WASHER M8X16	2	2	2							10
10	.	26116-080604	BOLT M8X 60	2	2	2							10
11	.	26716-080002	NUT M 8	4	4	4							10
12	.	22137-080C00	WASHER 8, POLISHED	2	2	2						W	10
(A=F610001) (B=F610001)													

N109082

N109082

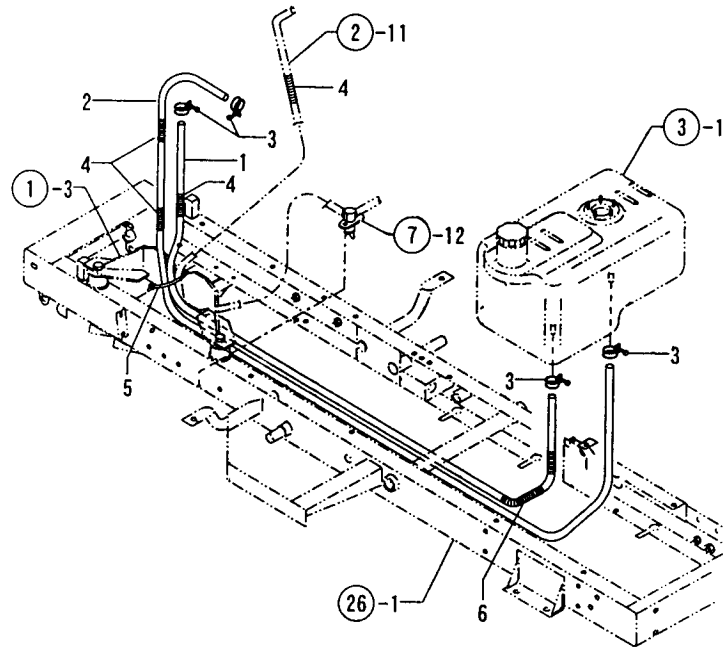
4. FUEL PIPE

1F06
(1F02)
NPC-3226

4. FUEL PIPE

98.03.23

(A)=LD16 (D)=
(B)=LD18 (E)=
(C)=LD18MJ (F)=



N109083

REF. NO.	LEV. 0	PART NO.	DESCRIPTION	-----Q'ITY-----						I	P/U	A	R
				(A)	(B)	(C)	(D)	(E)	(F)				
1	.	172116-14610	PIPE (A), FUEL	1	1	1						1	
2	.	1E6820-03580	PIPE L1730, FUEL	1	1	1						1	
3	.	23000-013000	CLAMP 13	4	4	4						1	
4	.	1A6150-03250	TUBE 150, SPIRAL	4	4	4						1	
5	.	1E6102-84960	BAND 250, WIRE LOCK	1	1	1					W	1	
		(A=F610001) (B=F610001)											
I 6	.	1A6150-03250	TUBE 150, SPIRAL	1	1	1					W	1	
		(A=F610150) (B=F610352) (C=F610352)											

N109083

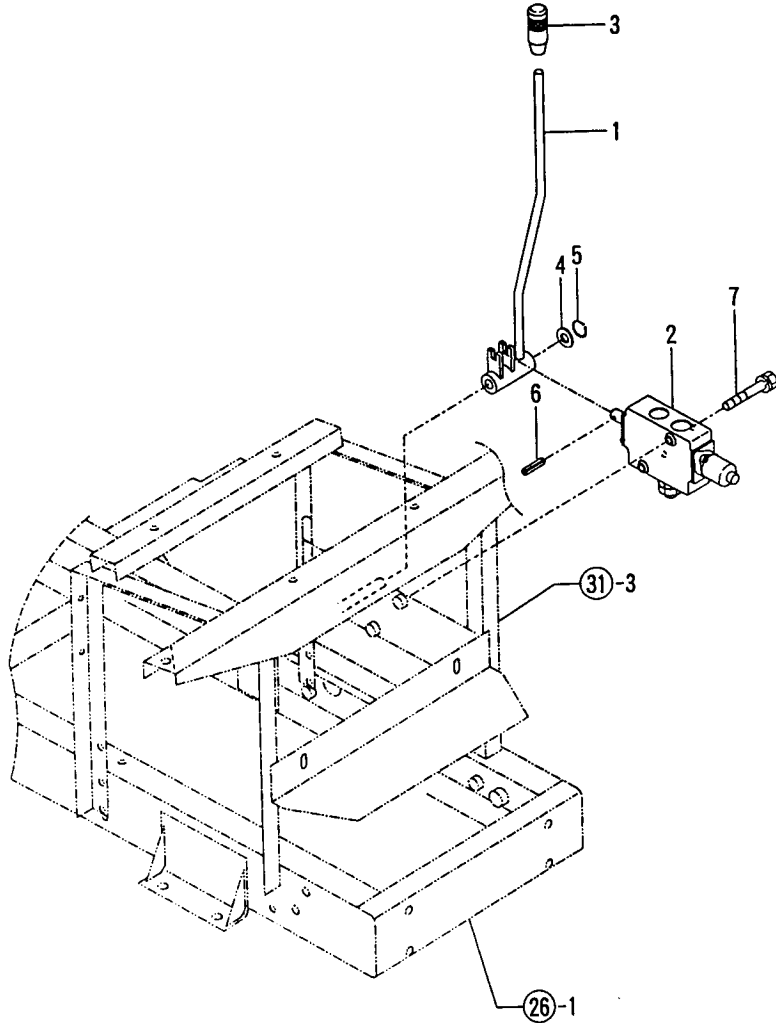
5. CONTROL VALVE

1 F07
 (1 F02)
 NPC-3226

5. CONTROL VAL

98.03.23

(A)=LD16 (D)=
 (B)=LD18 (E)=
 (C)=LD18MJ (F)=

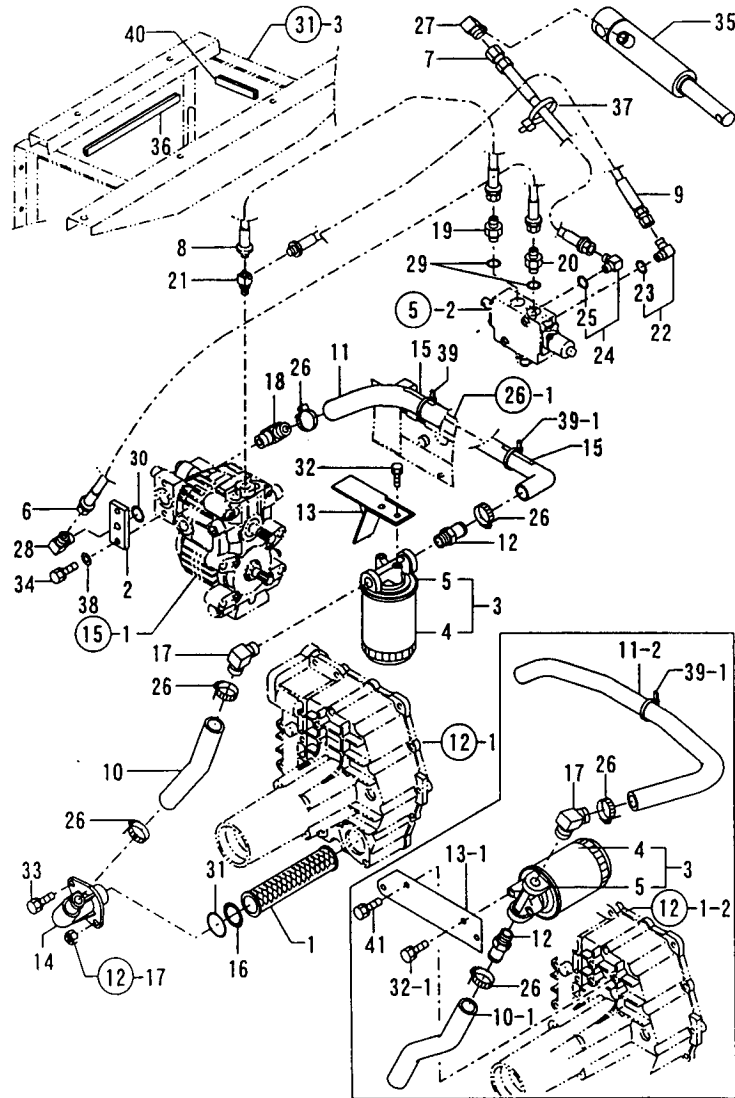


REF. NO.	LEV. 0	PART NO.	DESCRIPTION	-----Q'TY-----						I P/U A R
				(A)	(B)	(C)	(D)	(E)	(F)	
1	.	1A6150-04250	LEVER, HYDRAULIC	1	1	1				1
2	.	1W4540-10060	CONTROL VALVE	1	1	1				1
3	.	1E6570-65750	GRIP,CONT.LEVER BLK.	1	1					1
3-1	.	1E6570-65751 (A=F610001)(B=F610001)	GRIP,CONTROL LEVER	1	1	1				N 1
4	.	22117-120000	WASHER 12	1	1	1				10
5	.	22242-000120	CIRCLIP 12	1	1	1				10
6	.	22351-050032	SPRING PIN 5X32	1	1	1				10
7	.	26013-080502	BOLT M 8X 50	2	2	2				10

N109084

N109084

6. HYDRAULIC PIPINGS & CYLINDER



N109085

1 F08
1 F02
NPC-3226

6. HYDRAULIC PIPINGS & CYLINDER

98.03.23

(A)=LD16
(B)=LD18
(C)=LD18MJ
(D)=
(E)=
(F)=

REF. NO.	LEV. 0	PART NO.	DESCRIPTION	Q-TY						I	P	U	A	R
				(A)	(B)	(C)	(D)	(E)	(F)					
1	.	1A6150-05080	STRAINER,200-MESH	1	1	1								
2	.	1A6150-05310	FLANGE R1/4	1	1	1								
3	.	1A6150-05450	OIL FILTER	1	1	1								
4	..	1E8130-66791	ELEMENT COMPL.	1	1	1								
5	..	172156-73720	COVER ASSY	1	1	1								
6	.	1A6150-05520	HOSE P204BB070	1	1	1								
7	.	1A6150-05520	HOSE P204BB070	1	1	1								
8	.	1A6150-05530	HOSE P204AB046	1	1	1								
9	.	1A6150-05540	HOSE P204AB043	1	1	1								
I 9-	1	1A6150-05530 (A=F610150) (B=F610352) (C=F610352)	HOSE P204AB046	1	1	1					N			1
10	.	1A6150-05560	HOSE A,LP RUBBER	1	1	1								1
I 10-	1	172631-78220 (A=F610150) (B=F610352) (C=F610352)	HOSE, SUCTION	1	1	1					S			1
11	.	1A6150-05570	HOSE B,L.P.RUBBER	1	1									1
I 11-	1	1A6150-05571 (A=F610001) (B=F610001)	HOSE B,L.P.RUBBER	1	1	1					N			1
I 11-	2	1A6150-05572 (A=F610150) (B=F610352) (C=F610352)	HOSE B,L.P.RUBBER	1	1	1					S			
12	.	1A6150-05580	JOINT PT1/2X20	1	1	1								1
13	.	1A6150-05600	STAY COMP.,FILTER	1	1	1								1
I 13-	1	1A6150-05601 (A=F610150) (B=F610352) (C=F610352)	FILTER STAY	1	1	1					S			
14	.	1A6150-05650	FLANGE, FILTER	1	1	1								1
15	.	1E8350-33850	SEAL 30X50,DUST	2	2	2								1
16	.	194630-48930	GROMMET 25	1	1	1								10
17	.	1A6030-61100	ELBOW PT1/2X20,90°	1	1	1								1
18	.	1E8130-66770	ELBOW 1/2-20 W/SEAT	1	1	1								1
19	.	172123-76120	CONNECTOR PF1/4	1	1	1								1
20	.	172123-76120	CONNECTOR PF1/4	1	1	1								1
21	.	172519-76140	CONNECTOR 3/8-53	1	1	1								1
22	.	172141-76180	CONNECTOR	1	1	1								1
23	..	24315-000110	O-RING 1B P-11.0	1	1	1								10
24	.	172141-76180	CONNECTOR	1	1	1								1
25	..	24315-000110	O-RING 1B P-11.0	1	1	1								10
26	.	23000-035000	CLAMP 35	4	4	4								1
27	.	23393-020000	JOINT 90RG11/4	1	1	1								1
28	.	23393-020000	JOINT 90RG11/4	1	1	1								1
29	.	24311-000110	O-RING 1A P-11.0	2	2	2								10
30	.	24311-000200	O-RING 1A P-20.0	1	1	1								10
31	.	24341-000480	O-RING 1A S-48.0	1	1	1								10
32	.	26013-080162	BOLT W/WASHER M8X16	2	2									10
32-	1	26013-080202 (A=FS10001) (B=FS10001)	BOLT W/WASHER M8X20	2	2	2					N			10
33	.	26013-080202	BOLT W/WASHER M8X20	1	1	1								10
34	.	26013-080302	BOLT M 8X 30	2	2	2								10
35	.	1A6150-05150	CYLINDER 35X88,HYD.	1	1	1								1
36	.	172162-61870	RUBBER 200,EDGE	1	1	1								1
37	.	1E6102-84960	BAND 250,WIRE LOCK	1	1	1								1
38	.	22137-080000	WASHER 8, POLISHED	2	2	2								10
39	.	1E6102-84960	BAND 250,WIRE LOCK	2	2						W			1
39-	1	1E6102-84960 (A=FS10001) (B=FS10001) (A=F610001) (B=F610001)	BAND 250,WIRE LOCK	1	1	1					K			1

** CONTINUE **

N109085

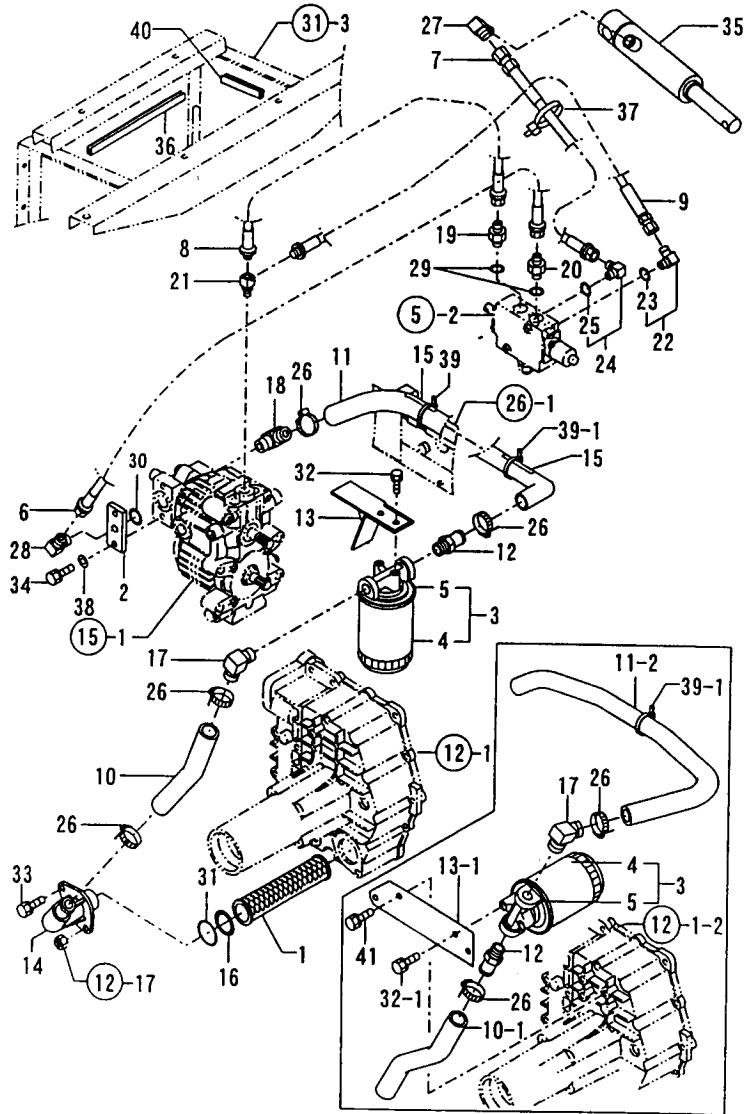
6. HYDRAULIC PIPINGS & CYLINDER

1 F09
(1 F02)
NPC-3226

6. HYDRAULIC PIPINGS & CYLINDER

98.03.23

(A)=LD16
(B)=LD18
(C)=LD18MJ
(D)=
(E)=
(F)=



N109085

REF. NO.	LEV. 0	PART NO.	DESCRIPTION	Q'TY						I	P/U	A	R
				(A)	(B)	(C)	(D)	(E)	(F)				
40	.	172165-79800	RUBBER 150	1	1	1					W	1	
		(A=F610001) (B=F610001)											
I 41	.	26013-080202	BOLT W/WASHER M8X20	2	2	2					W	10	
		(A=F610150) (B=F610352) (C=F610352)											

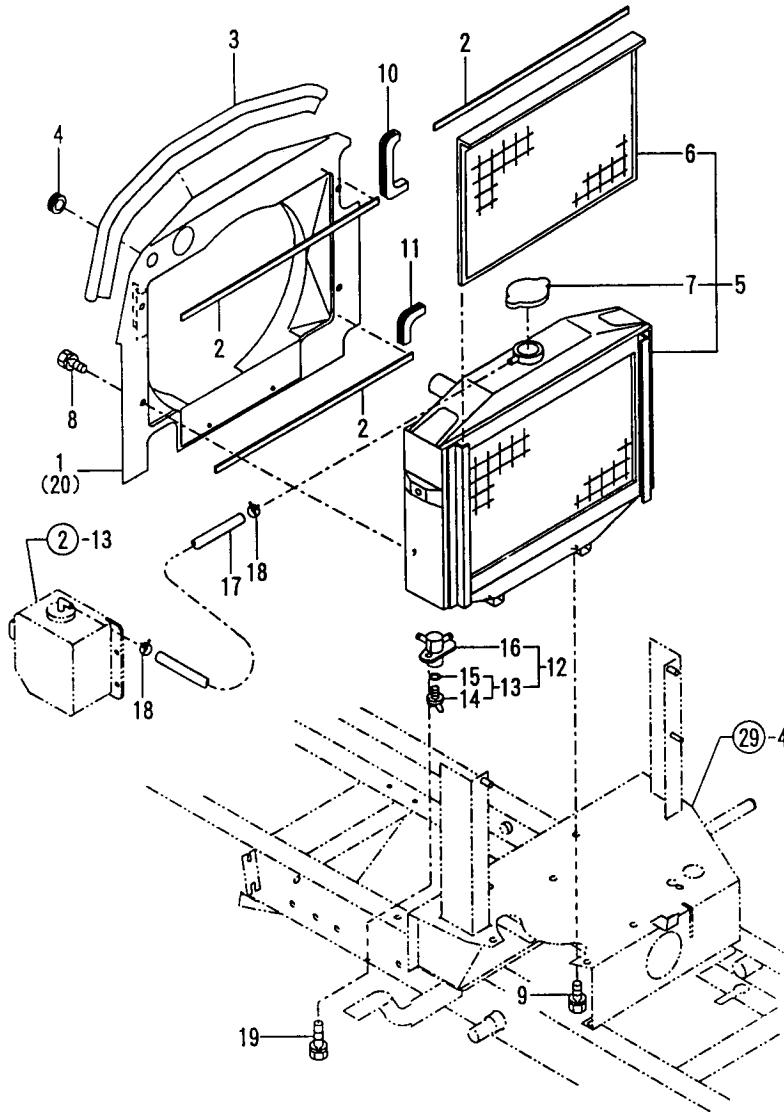
7. RADIATOR

1F10
(1F02)
NPC-3226

7. RADIATOR

98.03.23

(A)=LD16 (D)=
(B)=LD18 (E)=
(C)=LD18MJ (F)=

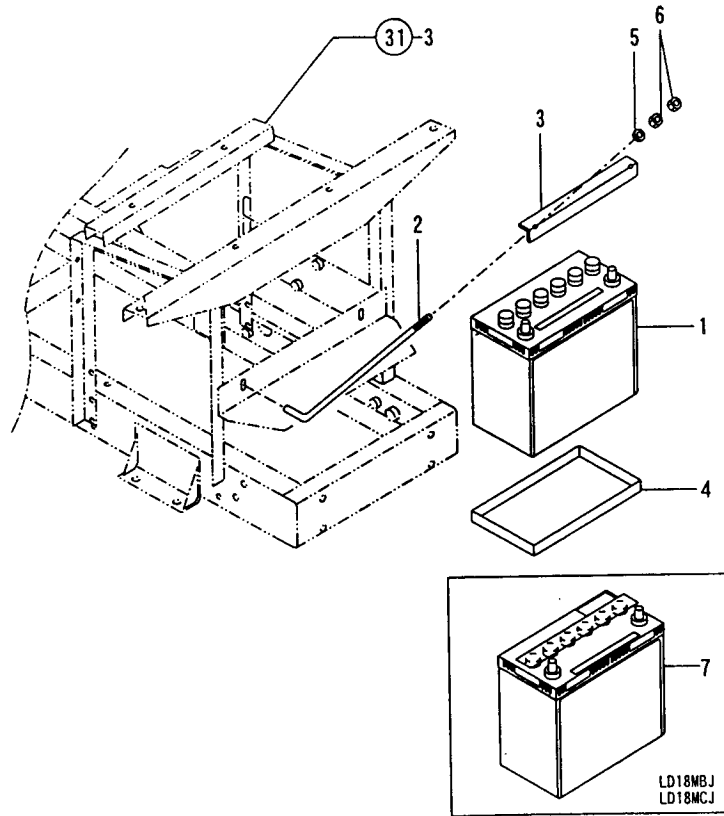


REF. NO.	LEV. 0	PART NO.	DESCRIPTION	QTY						I	P/U	A	R
				(A)	(B)	(C)	(D)	(E)	(F)				
1	.	1A6150-06200	SHROUD COMPL.	1	1							1	
1-1	.	1A6150-06201	SHROUD COMPL.	1	1						N	1	
(A=F610001) (B=F610001)													
2	.	1A6150-06300	SEAL 3X10X360	3	3	3						1	
3	.	1A6150-06350	SEAL 705	1	1	1						1	
4	.	172725-16380	GROMMET 15X20	1	1	1						1	
5	.	119258-44500	RADIATOR COMPL.	1	1	1						1	
6	..	119650-44580	FILTER	1	1	1						1	
7	..	129107-44590	CAP, RADIATOR	1	1	1						1	
I 8	.	26013-060162	BOLT M 6X 16	4	4	4						10	
9	.	26013-080162	BOLT W/WASHER M8X16	4	4	4						10	
10	.	1A6150-02540	CUSHION, SUCTION PIPE	1	1	1						1	
11	.	1A6150-08270	CUSHION A, WR. HARNESS	1	1	1						1	
12	.	129150-49100	COCK ASSY, 3-WAY	1	1	1						1	
13	..	129150-49080	COCK, DRAIN	1	1	1						1	
14	...	119629-49070	COCK, DRAIN	1	1	1						1	
15	...	119629-49080	GASKET	1	1	1						1	
16	..	129150-49090	BODY, 3-WAY COCK	1	1	1						1	
17	.	124722-49160	HOSE(B), WATER DRAIN	1	1	1						1	
18	.	23080-012000	CLAMP 12	2	2	2						10	
19	.	26013-080162	BOLT W/WASHER M8X16	1	1	1						10	
20	.	7A6155-06200	SHROUD J PL			1						1	

N109086

N109086

8. BATTERY



N109087

1) LD-18MCJ, LD-18MBJ SPEC.

1F11
(1F02)
NPC-3226

8. BATTERY

98.03.23

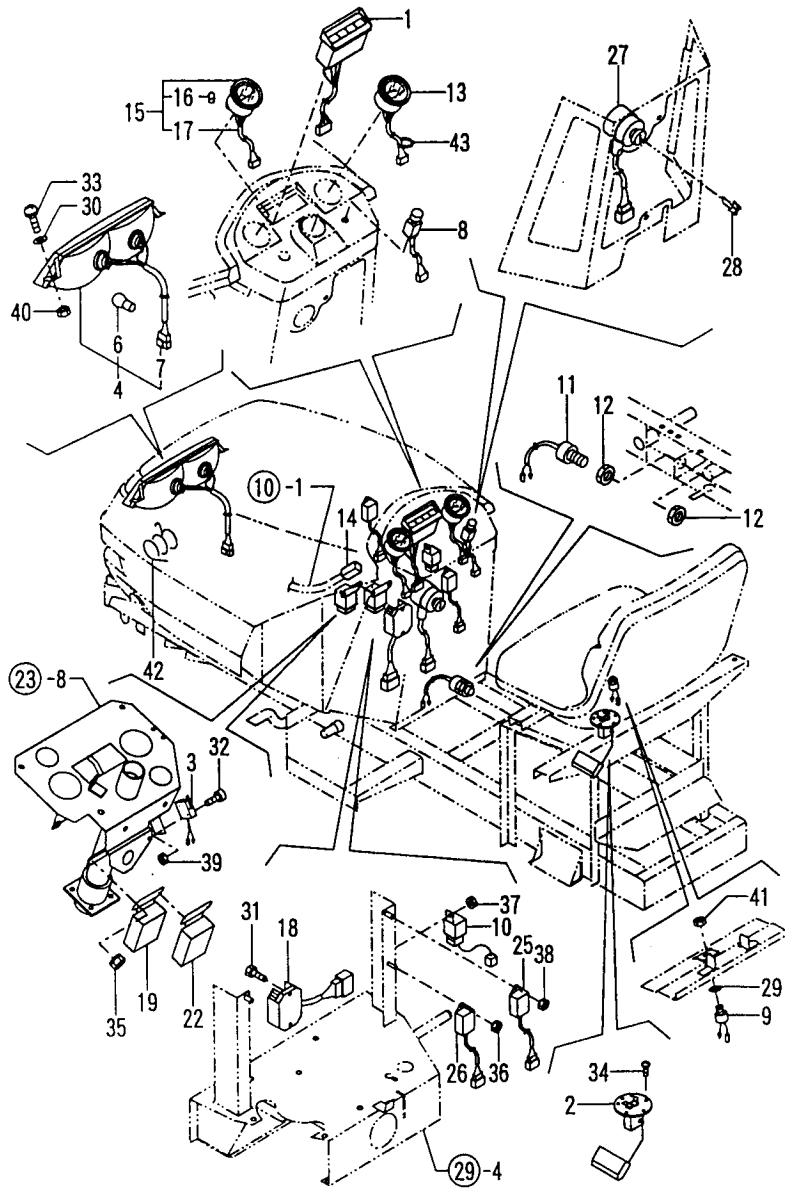
(A)=LD16 (D)=
(B)=LD18 (E)=
(C)=LD18MJ (F)=

REF. NO.	LEV. 0	PART NO.	DESCRIPTION	Q'TY						I P/U A R
				(A)	(B)	(C)	(D)	(E)	(F)	
1	.	1A6150-07050	BATTERY 50B24R, DRY	1	1	1				1
2	.	172725-16160	ROD, CLAMP	2	2	2				1
3	.	194201-61750	CLAMP, BATTERY	1	1	1				1
4	.	194630-64770	NUT 10	1	1	1				1
5	.	22137-060000	WASHER 6, POLISHED	2	2	2				10
6	.	26716-060002	NUT 6	4	4	4				10
I 7	.	1A6155-07050	BATTERY 50B24R				1			<1

REMARKS
1) LD-18MCJ, LD-18MBJ SPEC. 1) LD-18MCJ, LD-18MBJ SPEC.

N109087

9. ELECTRICAL PARTS



N109088

9. ELECTRICAL PARTS

98.03.23

1F12
(1F02)
NPC-3226

(A)=LD16
(B)=LD18
(C)=LD18MJ
(D)=
(E)=
(F)=

REF. NO.	LEV. 0	PART NO.	DESCRIPTION	QTY						I	P	U	A	R
				(A)	(B)	(C)	(D)	(E)	(F)					
1	.	1W3851-00950	LAMP KIT	1	1	1								1
2	.	1A6150-08100	GAUGE COMP., FUEL	1	1	1								1
3	.	1A6150-08180	SWITCH, P.T.O. SAFETY	1	1	1								1
4	.	1W4850-10060	HEADLIGHT	1	1	1								1
6	..	1W4851-20110	VALVE	2	2	2								1
7	..	1W4851-40030	WIRE ASSY	1	1	1								1
8	.	172162-17330	SWITCH, WIPER	1	1	1								1
9	.	194450-52150	SWITCH, STOP LAMP	1	1	1								1
10	.	198220-52180	RELAY, STARTER	1	1	1								1
11	.	194630-52190	SWITCH, SAFETY START	1	1	1								1
12	.	194630-52210	NUT M20	2	2	2								1
13	.	194802-56100	HOUR-METER ASSY	1	1	1								1
I 14	.	119643-66900	DIODE	1	1	1							Z	1
		(A=F610150) (B=F610352) (C=F610352)												
15	.	1W3852-70061	METER, FUEL	1	1	1								1
16	..	1W3851-20230	BULB	1	1	1								1
17	..	1W3854-70150	HARNESS	1	1	1								1
18	.	119660-77710	CURRENT LIMITER(15A)	1	1	1								1
I 18-1	.	119660-77711	CURRENT LIMITER(15A)	1	1	1							N	1
		(A=F610150) (B=F610352) (C=F610352)												
19	.	119650-77910	RELAY, GROW	1	1	1								1
22	.	119650-77910	RELAY, GROW	1	1	1								1
25	.	119632-77920	TIMER	1	1	1								1
26	.	128300-77920	TIMER	1	1	1								1
27	.	1E6650-82101	SWITCH, KEY GLOW	1	1	1								1
28	.	1E6650-82150	KEY, WATERPROOF	1	1	1								1
29	.	1A1735-56050	WASHER 12X22X1	1	1	1							Z	1
		(A=F610001) (B=F610001)												
30	.	22157-060000	WASHER 6	2	2	2								10
31	.	26013-060252	BOLT M 6X 25	2	2	2								10
32	.	26022-030252	SCREW M3X25, PAN HEAD	2	2	2								10
33	.	26023-060202	SCREW M 6X 20	2	2	2								20
34	.	26022-050102	SCREW M 5X 10	5	5	5								1
35	.	26051-060002	NUT M 6	3	3	3								30
36	.	26051-060002	NUT M 6	1	1	1								30
37	.	26051-060002	NUT M 6	1	1	1								30
38	.	26051-060002	NUT M 6	1	1	1								30
39	.	26717-030002	NUT M 3	2	2	2								10
40	.	26717-060002	NUT M 6	2	2	2								10
41	.	26756-120002	LOCK NUT 12	1	1	1								10
42	.	1A1680-56450	SPRING, DIFF. LEVER	1	1	1								1
43	.	1E6102-84970	BAND 140, WIRE LOCK	1	1	1								1

N109088

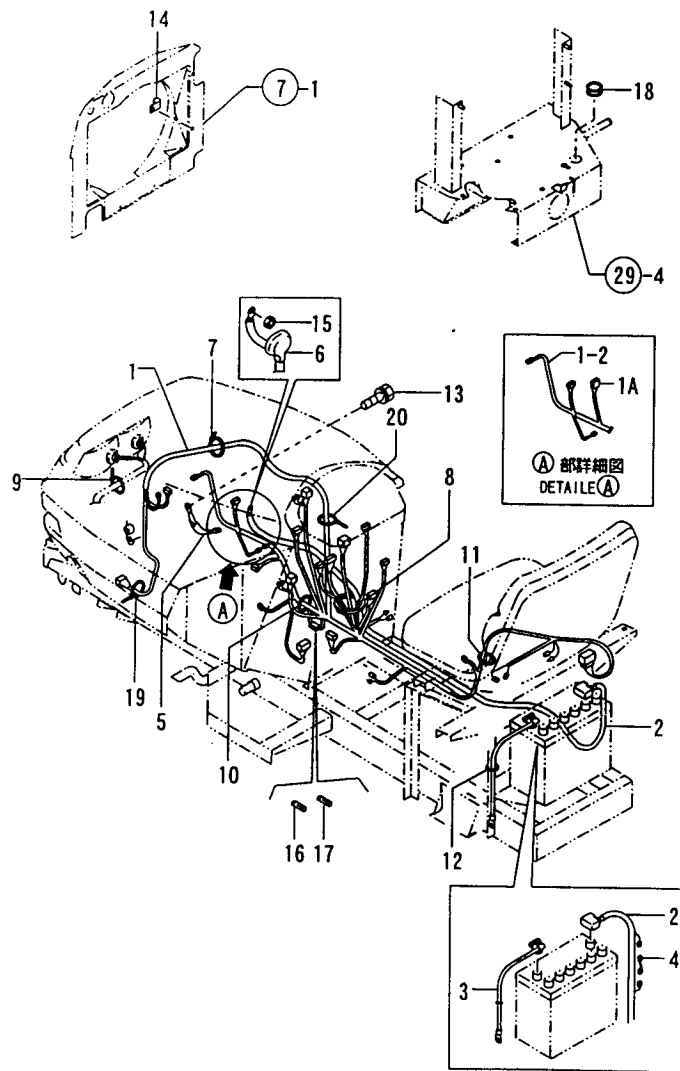
10. WIRE HARNESS

1F13
(1F02)
NPC-3226

10. WIRE HARNE

98.03.23

(A)=LD16
(B)=LD18
(C)=LD18MJ
(D)=
(E)=
(F)=



REF. NO.	LEV. O	PART NO.	DESCRIPTION	Q'TY						I	P	U	A	R
				(A)	(B)	(C)	(D)	(E)	(F)					
1	.	1A6150-08200	HARNESS (A), WIRE	1	1									
1-1	.	1A6150-08201	HARNESS (A), WIRE	1	1	1							R	1
		(A=F610001) (B=F610001)												
I 1-2	.	1A6150-08202	(A=F610150) (B=F610352) (C=F610352)	1	1	1							N	1
I 1A	..	119643-66900	DIODE	1	1	1							W	1
		(A=F610150) (B=F610352) (C=F610352)												
2	.	1A6150-08250	CABLE, BATTERY	1	1	1								1
3	.	1A6150-08260	BATTERY EARTH CABLE	1	1	1								1
4	.	194550-51220	LINK, FUSIBLE 0.85RED	1	1	1								1
5	.	198511-51450	CORD, EARTH	1	1	1								1
6	.	124160-77020	COVER, TERMINAL	1	1	1								1
7	.	1E6102-84960	BAND 250, WIRE LOCK	2	2	2								1
8	.	1E6102-84960	BAND 250, WIRE LOCK	1	1	1								1
9	.	1E6102-84970	BAND 140, WIRE LOCK	2	2	2								1
10	.	1E6102-84970	BAND 140, WIRE LOCK	1	1	1								1
11	.	1E6102-84970	BAND 140, WIRE LOCK	5	5	5								1
12	.	1E6102-84970	BAND 140, WIRE LOCK	2	2	2								1
12-1	.	1E6102-84960	BAND 250, WIRE LOCK	1	1	1							N	1
		(A=F610001) (B=F610001)												
13	.	26013-080162	BOLT W/WASHER M8X16	1	1	1								10
14	.	172126-16540	CLAMP 10X70	1	1	1								1
15	.	26051-080002	NUT M 8	1	1	1								20
16	.	29411-100000	FUSE (10A), CARTRIDGE	1	1	1								5
17	.	29411-150000	FUSE (15A), CARTRIDGE	1	1	1								5
18	.	29311-253000	GROMMET	1	1	1								1
19	.	1E6102-84970	BAND 140, WIRE LOCK	1	1	1							W	1
		(A=F510001) (B=F510001)												
20	.	1E6102-84970	BAND 140, WIRE LOCK	1	1	1								W
		(A=F510001) (B=F510001)												
20-1	.	1E6102-84970	BAND 140, WIRE LOCK	1	1	1							Z	1
		(A=F610001) (B=F610001)												

N109089

N109089

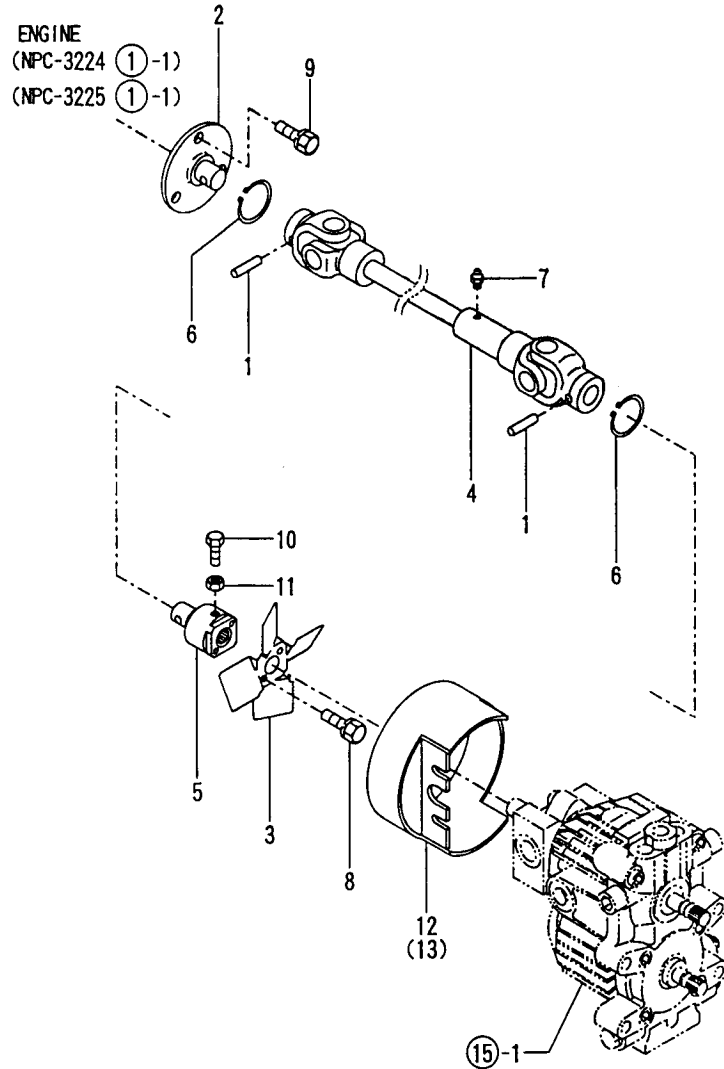
11. TRANSMISSION IN-PUT

1F15
(1F14)
NPC-3226

11. TRANSMISSION IN-PUT

98.03.23

(A)=LD16 (D)=
(B)=LD18 (E)=
(C)=LD18MJ (F)=

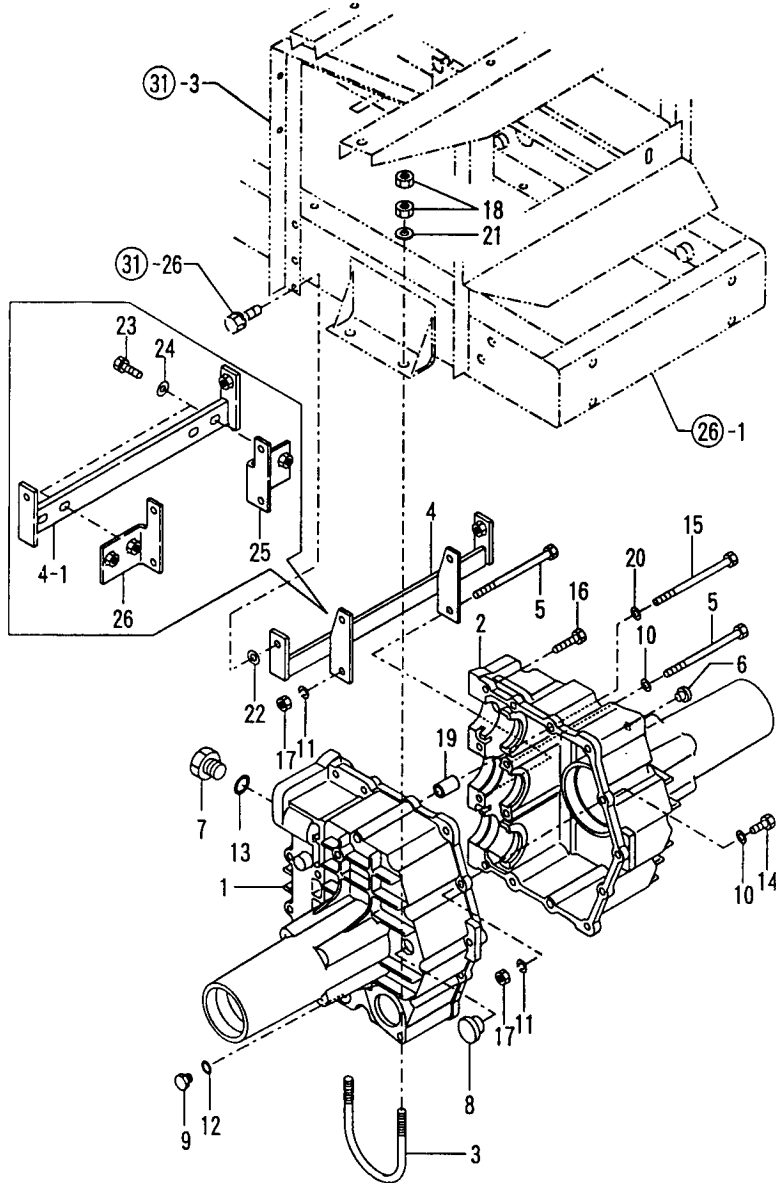


N109090

REF. NO.	LEV. 0	PART NO.	DESCRIPTION	Q'TY						I P/U A R
				(A)	(B)	(C)	(D)	(E)	(F)	
1	.	1C6660-11120	PIN 8X32, STRAIGHT	2	2	2				1
2	.	1A6150-11150	SHAFT, FRONT P.T.O.	1	1	1				1
3	.	1A6150-11250	FAN, HST COOLING	1	1	1				1
4	.	1A6150-11300	DRIVE SHAFT	1	1	1				1
5	.	1A6150-11350	JOINT COMP., FAN	1	1	1				1
6	.	22242-000360	CIRCLIP 36	2	2	2				10
7	.	24761-060000	NIPPLE MT6X1, GREASE	1	1	1				5
8	.	26013-060142	BOLT M 6X 14	2	2	2				10
9	.	26013-100202	BOLT W/WASHER M10X20	3	3	3				10
10	.	26116-080252	BOLT M 8X 25 PLATED	1	1	1				10
11	.	26716-080002	NUT M 8	1	1	1				10
12	.	1A6150-11500	COVER, HST FAN	1	1					1
13	.	7A6155-11500	COVER, HST J			1				1

N109090

12. TRANSMISSION CASE



N109091

1) INTERCHANGEABLE BY SIMULTANEOUS
REPLACEMENT WITH REF.NO.23,24,25,26
* 7A6150-12001 TRANSMISSION KIT

1F16
(1F14)
NPC-3226

12. TRANSMISSION CASE

98.03.23

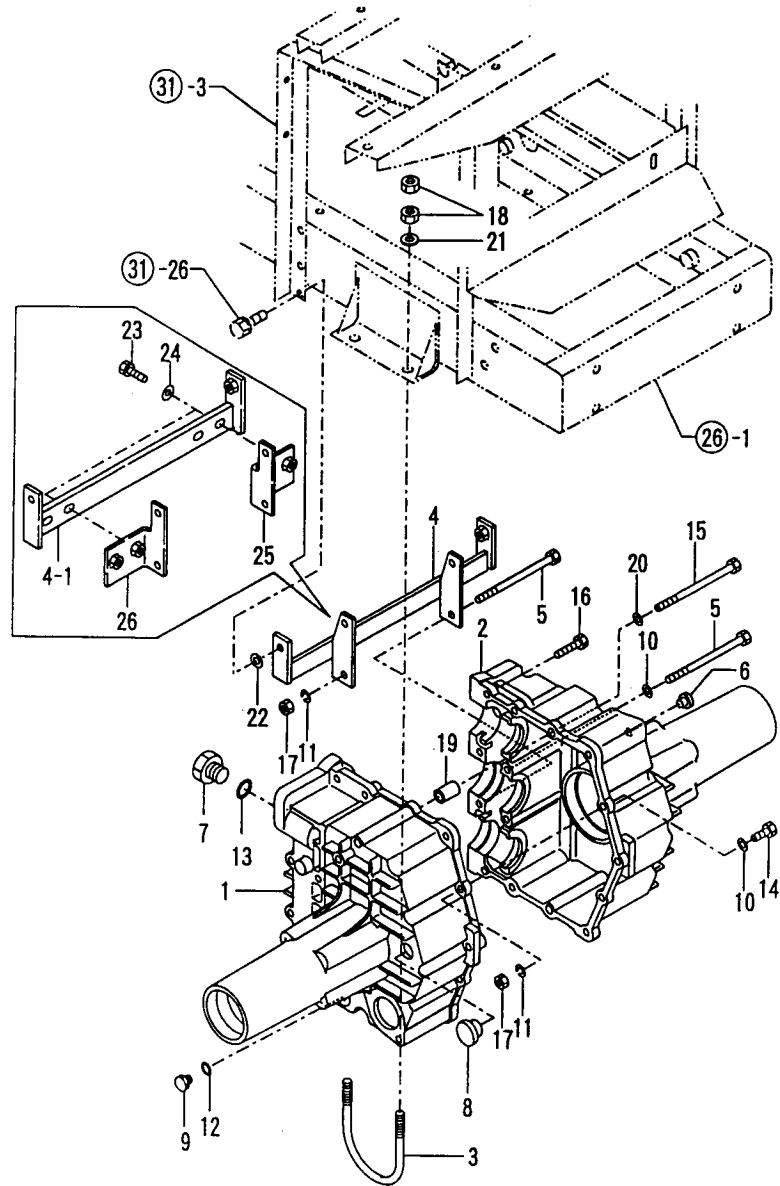
(A)=LD16 (D)=
(B)=LD18 (E)=
(C)=LD18MJ (F)=

REF. NO.	LEV. 0	PART NO.	DESCRIPTION	QTY					I	P/U	A	R
				(A)	(B)	(C)	(D)	(E)				
1	.	1A6150-12001	CASE L, TRANSMISSION	1	1	1					1	
1-1	.	1A6150-12002	CASE L, TRANSMISSION	1	1	1				S	1	
		(A=F510001) (B=F510001)										
I 1-2	.	1A6150-12003	CASE L, TRANSMISSION	1	1	1				N		
		(A=F610150) (B=F610352) (C=F610352)										
2	.	1A6150-12011	CASE R, TRANSMISSION	1	1	1					1	
2-1	.	1A6150-12012	HOUSING (R), TRANS.	1	1	1				S		
		(A=F510001) (B=F510001)										
3	.	1A6150-12030	U-BOLT M10	2	2	2					1	
4	.	1A6150-12040	BRACKET CMP., TRANSM.	1	1						1	
4-1	.	1A6150-12041	BRACKET CMP., TRANSM.	1	1					F	1 (1	
		(A=F510001) (B=F510001)										
4-2	.	1A6150-12042	BRACKET CMP., TRANSM.	1	1	1				N		
		(A=F610001) (B=F610001)										
I 4-3	.	1A6150-12043	BRACKET CMP., TRANSM.	1	1	1				N		
		(A=F610150) (B=F610352) (C=F610352)										
5	.	1A6150-12080	BOLT M8X195	4	4	4					1	
6	.	194210-13561	BREATHER 10	1	1	1					1	
7	.	198511-21150	PLUG 20, OIL	1	1	1					1	
8	.	1A1070-28210	WINDOW 20, OIL CHECK	1	1	1					1	
9	.	1A1040-48070	PLUG 10	1	1	1					2	
10	.	22137-080000	WASHER 8, POLISHED	11	11	11					10	
I 11	.	22217-080000	SPRING WASHER 8	15	15	15				Z	10	
		(A=F610150) (B=F610352) (C=F610352)										
12	.	24311-000120	O-RING 1A P 12.0	1	1	1					10	
13	.	24311-000180	O-RING 1A P-18.0	1	1	1					10	
14	.	26116-080352	BOLT M 8X 35	2	2	2					10	
14-1	.	26116-080352	BOLT M 8X 35	3	3	3				K	10	
		(A=F610140) (B=F610328)										
15	.	26116-081202	BOLT M 8X120 PLATED	4	4	4					10	
16	.	26116-080552	BOLT 8X55	5	5	5					10	
16-1	.	26116-080552	BOLT 8X55	4	4	4				K	10	
		(A=F610140) (B=F610328)										
17	.	26716-080002	NUT M 8	15	15	15					10	
I 17-1	.	194990-22050	NUT W/WASHER 8	15	15	15				N	1	
		(A=F610150) (B=F610352) (C=F610352)										
18	.	26716-100002	NUT 10	8	8	8					10	
19	.	1E8130-53120	COLLAR 8.5X11X20	2	2	2					1	
20	.	933168-28480	WASHER 20X9X3.2	2	2	2					1	
21	.	22137-100000	WASHER 10, POLISHED	4	4	4					10	
22	.	194630-47340	SHIM 0.4	2	2					Z	1	
		(A=F510001) (B=F510001)										
23	.	26018-080252	BOLT M8X 25	4	4					W	10	
		(A=F510001) (B=F510001)										
23-1	.	26013-080252	BOLT M 8X 25	4	4	4				N	10	
		(A=F610001) (B=F610001)										
24	.	22137-080000	WASHER 8, POLISHED	4	4	4				W	10	
		(A=F610001) (B=F610001)										
25	.	1A6150-12100	STAY B L	1	1	1				W	1	
		(A=F510001) (B=F510001)										
26	.	1A6150-12120	STAY B R	1	1	1				W	1	
		(A=F510001) (B=F510001)										

** CONTINUE **

N109091

12. TRANSMISSION CASE



1F16
(1F14)
NPC-3226

12. TRANSMISSION CASE

98.03.23

(A)=LD16 (D)=
(B)=LD18 (E)=
(C)=LD18MJ (F)=

REF. NO.	LEV. 0	PART NO.	DESCRIPTION	Q'TY						I	P/U	A	R
				(A)	(B)	(C)	(D)	(E)	(F)				

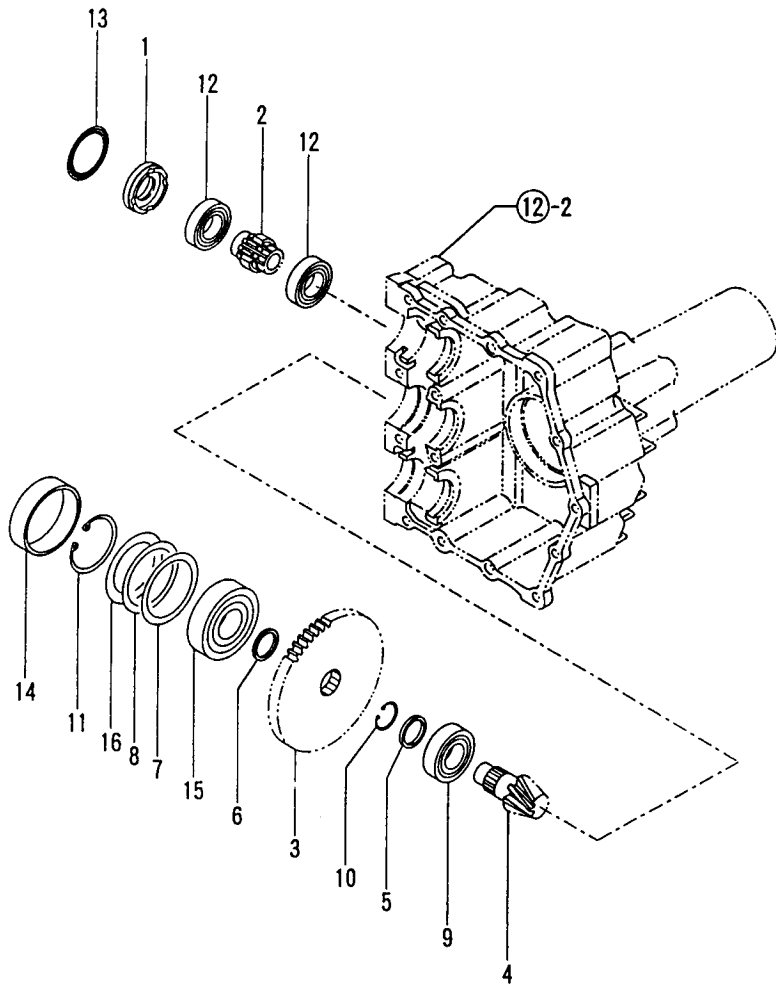
N109091

1) INTERCHANGEABLE BY SIMULTANEOUS REPLACEMENT WITH REF.NO.23,24,25,26
* 7A6150-12001 TRANSMISSION KIT

REMARKS	
1) 3つの部品NO.23,24,25,26は同時に交換可能な部品です。 * 7A6150-12001 3つの部品交換キット	1) INTERCHANGEABLE BY SIMULTANEOUS REPLACEMENT WITH REF.NO.23,24,25,26 * 7A6150-12001 TRANSMISSION KIT

N109091

13. COUNTER SHAFT



1602
(1F14)
NPC-3226

13. COUNTER SH.

98.03.23

(A)=LD16 (D)=
(B)=LD18 (E)=
(C)=LD18MJ (F)=

REF. NO.	LEV. 0	PART NO.	DESCRIPTION	-----Q'ITY-----						I P/U A R
				(A)	(B)	(C)	(D)	(E)	(F)	
1	.	1A6150-12020	COLLAR 30X47X16	1	1	1				1
2	.	1A6150-12200	GEAR 11	1	1	1				1
3	.	1A6150-12210	GEAR 53	1	1	1				1
3- 1	.	1A6150-12211	GEAR 53	1	1	1				S
		(A=F610140)(B=F610328)								
4	.	1A6150-12221	SHAFT,COUNTER	1	1	1				1
4- 1	.	1A6150-12222	SHAFT, COUNTER	1	1	1				S
		(A=F610140)(B=F610328)								
5	.	1A6150-12230	LINER 25X31X3.5	1	1	1				1
5- 1	.	1A6150-12231	LINER 25X31X3.5	1	1	1				S
		(A=F610140)(B=F610328)								
5- 2	.	1A6150-12232	LINER 25X31X3.5	1	1	1				S
		(A=F610140)(B=F610328)								
6	.	1A6150-12260	LINER 25X31X1	1	1	1				1
6- 1	.	1A6150-12261	LINER 20X31X10	1	1	1				S
		(A=F610140)(B=F610328)								
7	.	194940-25570	SHIM 0.1,CNTR.SHAFT	1	1	1				Z 1
		(A=F610140)(B=F610328)								
8	.	194940-25580	SHIM 0.2,CNTR.SHAFT	1	1	1				Z 1
		(A=F610140)(B=F610328)								
9	.	1A1680-29180	BEARING	1	1	1				1
9- 1	.	1E8080-55240	BEARING	1	1	1				S
		(A=F610140)(B=F610328)								
9- 2	.	172725-21420	BEARING	1	1	1				N 1
		(A=F610140)(B=F610328)								
10	.	22242-000240	CIRCLIP 24	1	1	1				10
11	.	22252-000520	CIRCLIP 52	1	1	1				10
12	.	24101-060054	BALL BEARING	2	2	2				1
13	.	24311-000400	O-RING 1A P-40.0	1	1	1				10
14	.	27260-520000	COVER 52, BLIND	1	1	1				1
14- 1	.	1A6150-12270	PLUG 52X6.5	1	1	1				S
		(A=F610140)(B=F610328)								
15	.	935172-02631	BEARING	1	1	1				1
16	.	1A6210-13690	WHEEL 3552,THRST.STR	1	1	1				Z 1
		(A=F610140)(B=F610328)								

N109092

N109092

14. BRAKE SHAFT

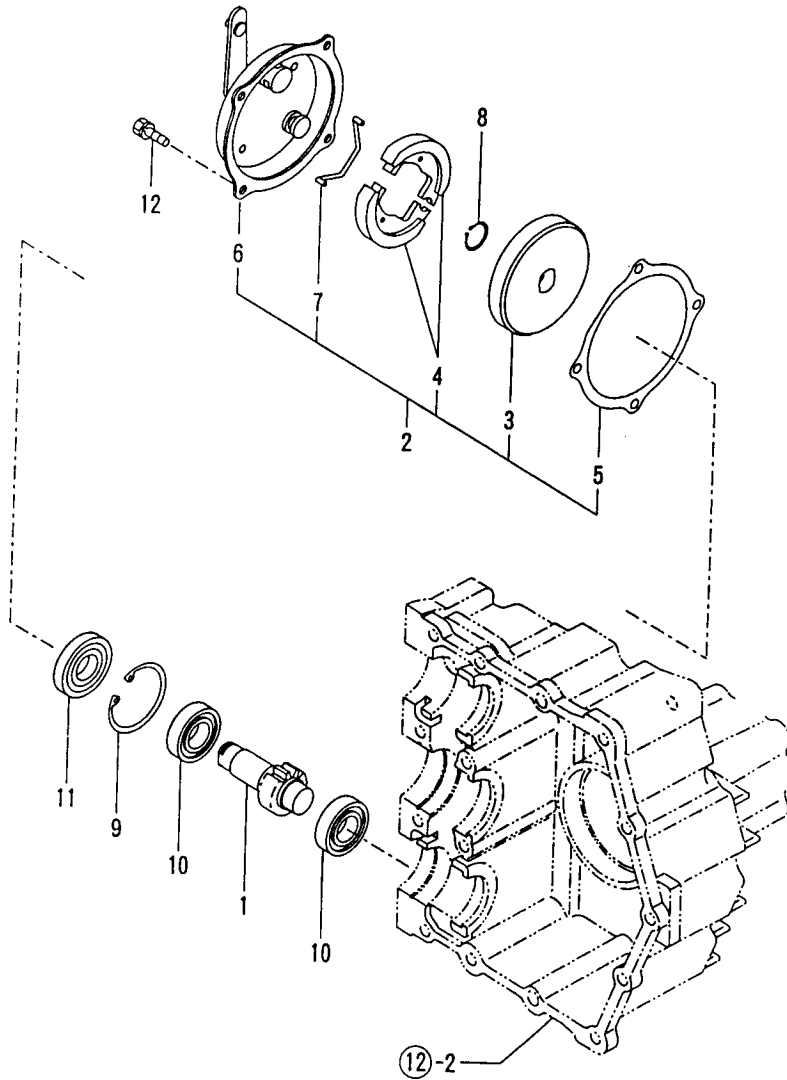
1G03
(1F14)
NPC-3226

14. BRAKE SHAFT

98.03.23

(A)=LD16
(B)=LD18
(C)=LD18MJ

(D)=
(E)=
(F)=

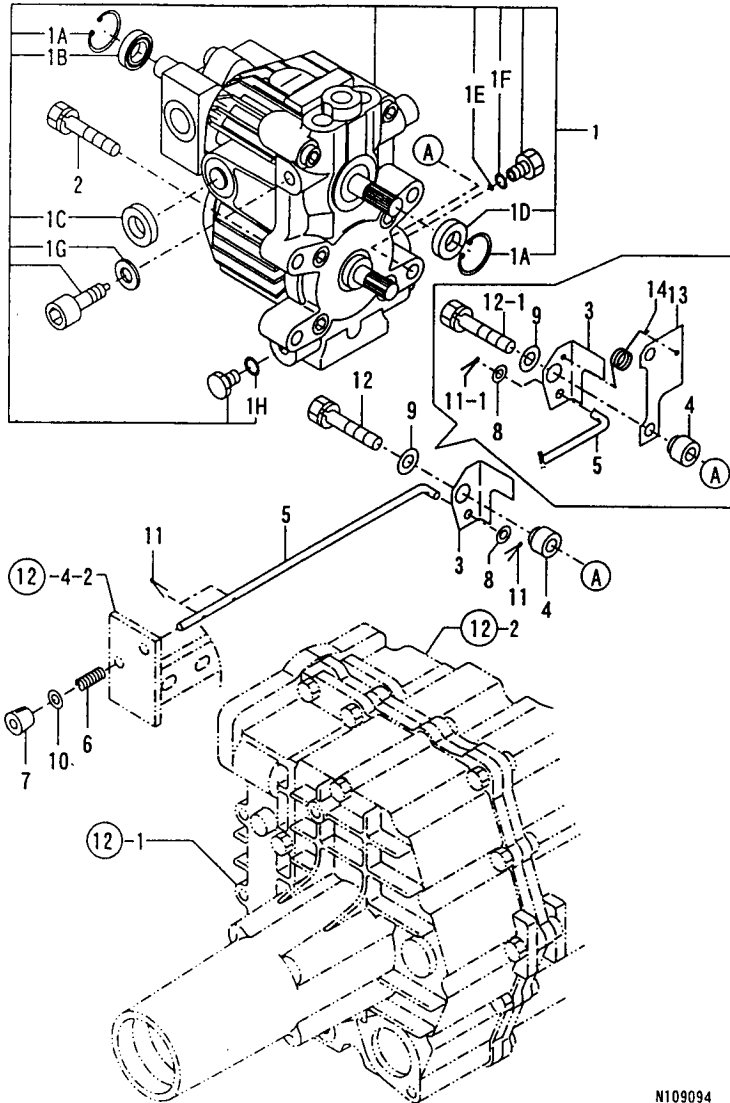


REF. NO.	LEV. 0	PART NO.	DESCRIPTION	Q'ITY						I	P/U	A	R
				(A)	(B)	(C)	(D)	(E)	(F)				
1	.	1A6150-12500	SHAFT, BRAKE	1	1	1						1	
2	.	1A6150-17100	BRAKE ASSY	1	1	1						1	
3	..	1A6150-12510	DRUM ASSY, BRAKE	1	1	1						1	
4	..	1A6150-17110	SHOE, BRAKE	2	2	2						1	
5	..	1A6150-17120	GASKET, BRAKE COVER	1	1	1						1	
6	..	1A6150-17140	COVER COMP.,BRAKE	1	1	1						1	
7	..	1E6192-53660	RETURN SPRING,MAIN	1	1	1						1	
8	.	22242-000180	CIRCLIP 18	1	1	1						10	
9	.	22252-000470	CIRCLIP 47	1	1	1						10	
10	.	24101-062044	BALL BEARING	2	2	2						1	
11	.	24421-204708	SEAL TC20 47 08, OIL	1	1	1						1	
12	.	26013-060162	BOLT M 6X 16	4	4	4						10	

N109093

N109093

15. H.S.T



N109094

1G04
(1F14)
NPC-3226

15. H.S.T

98.03.23

(A)=LD16 (D)=
(B)=LD18 (E)=
(C)=LD18MJ (F)=

REF. NO.	LEV. 0	PART NO.	DESCRIPTION	Q'TY						I	P/U	A	R
				(A)	(B)	(C)	(D)	(E)	(F)				
1	.	1A6150-13010	HST ASSY.	1	1	1						1	
1A	..	22252-000300	CIRCLIP 30	2	2	2						10	
1B	..	1A6150-13200	SEAL 173007	1	1	1							
1C	..	1A6150-13210	SEAL TB183207	2	2	2							
1D	..	1A6150-13220	SEALTCV163007	1	1	1							
1E	..	1A6150-13230	O-RING P3	1	1	1							
1F	..	24315-000080	O-RING 1B P-8.0	1	1	1						10	
1G	..	1A6150-13240	SEAL	2	2	2							
1H	..	24315-000110	O-RING 1B P-11.0	2	2	2						10	
2	.	26013-100502	BOLT M10X 50	4	4							10	
2-1	.	26013-100502	BOLT M10X 50	3	3	3						K 10	
		(A=F610001) (B=F610001)											
3	.	1A6150-13050	ARM, PRESS. RELEASE	1	1	1						W 1	
		(A=F610001) (B=F610001)											
4	.	1A6150-13060	COLLAR 10.5X20X15	1	1	1						W 1	
		(A=F610001) (B=F610001)											
5	.	1A6150-13070	BAR 6	1	1	1						W 1	
		(A=F610001) (B=F610001)											
6	.	1C6400-63230	CLUTCH SPRING	1	1	1						W 1	
		(A=F610001) (B=F610001)											
I 6-1	.	1C6400-63230	CLUTCH SPRING	1	1	1						Z 1	
		(A=F610150) (B=F810001) (C=F810001)											
7	.	1W4981-90090	CAP	1	1	1						W 1	
		(A=F610001) (B=F610001)											
8	.	22117-060000	WASHER 6	1	1	1						W 10	
		(A=F610001) (B=F610001)											
9	.	22137-100000	WASHER 10,POLISHED	1	1	1						W 10	
		(A=F610001) (B=F610001)											
10	.	22157-060000	WASHER 6	1	1	1						W 10	
		(A=F610001) (B=F610001)											
I 10-1	.	22157-060000	WASHER 6	1	1	1						Z 10	
		(A=F610150) (B=F810001) (C=F810001)											
11	.	22417-200160	COTTER PIN 2.0X16	3	3	3						W 10	
		(A=F610001) (B=F610001)											
I 11-1	.	22417-200160	COTTER PIN 2.0X16	1	1	1						K 10	
		(A=F610150) (B=F810001) (C=F810001)											
12	.	26013-100652	BOLT 10X65 W/SP.WSHR	1	1	1						W 10	
		(A=F610001) (B=F610001)											
I 12-1	.	26013-100702	BOLT 10X70 W/SP.WSHR	1	1	1						N 10	
		(A=F610150) (B=F810001) (C=F810001)											
I 13	.	1A6150-13080	PLATE	1	1	1						W	
		(A=F610150) (B=F810001) (C=F810001)											
I 14	.	1A6150-13090	SPRING, LOCK	1	1	1						W	
		(A=F610150) (B=F810001) (C=F810001)											

N109094

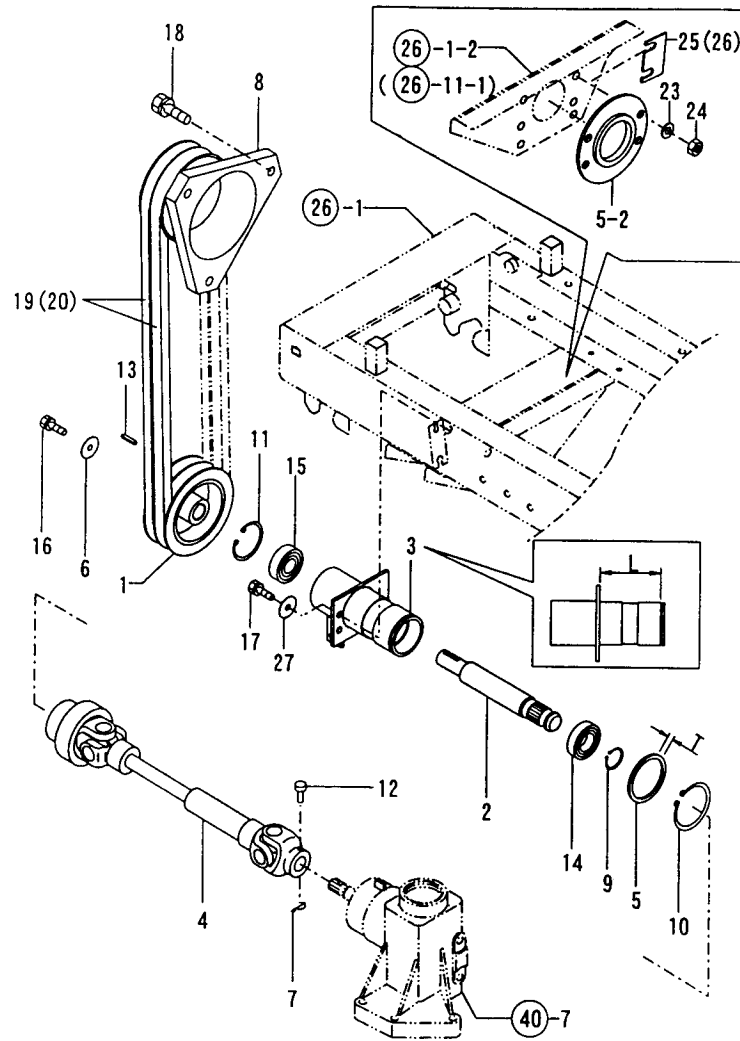
16. MOWER DRIVE

1G05
(1F14)
NPC-3226

16. MOWER DRIVE

98.03.23

(A)=LD16 (D)=
(B)=LD18 (E)=
(C)=LD18MJ (F)=



N109095

1) L=REFER NO.3 77.8MM, NO.3-1 79.3MM.
2) T=REFER NO.5 1.5MM, NO.5-1 3.0MM.

REF. NO.	LEV. 0	PART NO.	DESCRIPTION	Q'TY						I	P/U	A	R
				(A)	(B)	(C)	(D)	(E)	(F)				
1	.	1A6150-15070	V-PULLEY 121	1	1	1						1	
2	.	1A6150-15080	SHAFT(P T O	1	1							1	
2-1	.	1A6150-15081	SHAFT(P T O	1	1	1						N	1
(A=F610001) (B=F610001)													
3	.	1A6150-15100	CASE,P.T.O.	1	1							1	
3-1	.	1A6150-15101	CASE,P.T.O.	1	1	1						S	1 (1
(A=F610001) (B=F610001)													
I 3-2	.	1A6150-15102	CASE,P.T.O.	1	1	1						N	1
(A=F610150) (B=F610352) (C=F610352)													
4	.	1A6150-15200	DRIVE SHAFT	1	1	1						1	
5	.	1A6150-15220	COLLAR 55X65X3	1	1							1	
5-1	.	1A6150-15221	COLLAR 55X65X4.5	1	1	1						S	1 (2
(A=F610001) (B=F610001)													
I 5-2	.	1A6150-15250		1	1	1						S	
(A=F610150) (B=F810001) (C=F810001)													
6	.	1A1040-43900	SPRING WASHER	1	1	1						1	
7	.	1C6281-52310	PIN 6,COME-OFF SNAP	1	1	1						1	
8	.	1A1280-69500	PULLEY 105-50	1	1	1						1	
9	.	22242-000250	CIRCLIP 25S	1	1	1						10	
10	.	22242-000550	CIRCLIP 55	1	1	1						10	
11	.	22252-000470	CIRCLIP 47	1	1	1						10	
12	.	22487-060400	PIN 6X 40	1	1	1						1	
13	.	22550-050200	KEY 5X20	1	1	1						1	
14	.	24104-060054	BALL BEARING	1	1	1						1	
15	.	24104-062044	BALL BEARING	1	1	1						1	
16	.	26013-080202	BOLT W/WASHER M8X20	1	1	1						10	
17	.	26013-080202	BOLT W/WASHER M8X20	2	2							10	
17-1	.	26013-100252	BOLT W/WASHER M10X25	2	2	2						S	10
(A=F610001) (B=F610001)													
I 17-2	.	26013-100252	BOLT W/WASHER M10X25	4	4	4						K	10
(A=F610150) (B=F610352) (C=F610352)													
18	.	26013-120252	BOLT M12X 25	3	3	3						10	
19	.	1A6150-15010	V-BELT LB35-AG6		2	2						1	
20	.	25123-003502	V-BELT SP.B 35 H2	2								1	
21	.	194311-13550	SPACER			1						Z	1
(A=F610001) (B=F610001)													
22	.	194640-34160	SHIM T=0.5			1						Z	1
(A=F610001) (B=F610001)													
I 23	.	22217-100000	SPRING WASHER 10	4	4	4						W	10
(A=F610150) (B=F810001) (C=F810001)													
I 25	.	194193-13230	SHIM T=0.5	2	2	2						W	5
(A=F610150) (B=F810001) (C=F810001)													
I 25-1	.	194193-13230	SHIM T=0.5	2	2	2						Z	5
(A=F610150) (B=F810001) (C=F810001)													
I 26	.	194193-13240	SHIM T=0.25	2	2	2						W	5
(A=F610150) (B=F810001) (C=F810001)													
I 26-1	.	194193-13240	SHIM T=0.25	2	2	2						Z	5
(A=F610150) (B=F810001) (C=F810001)													
I 27	.	22117-100000	WASHER 10	2	2	2						W	10
(A=F610150) (B=F810001) (C=F810001)													

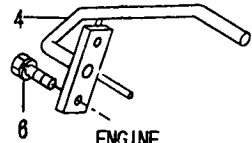
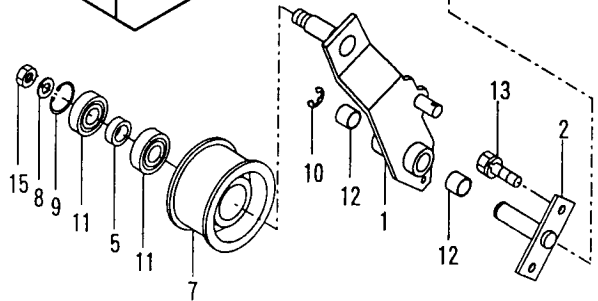
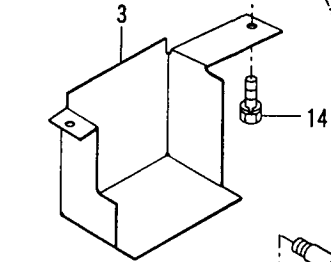
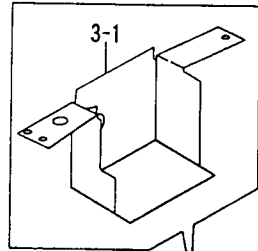
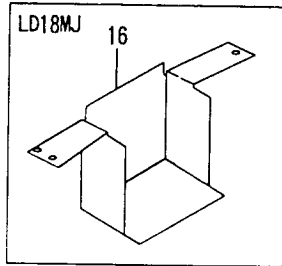
REMARKS

1) L=REFER NO.3 77.8MM, NO.3-1 79.3MM
2) T=REFER NO.5 1.5MM, NO.5-1 3.0MM

1) L=REFER NO.3 77.8MM, NO.3-1 79.3MM
2) T=REFER NO.5 1.5MM, NO.5-1 3.0MM

N109095

17. TENSION



ENGINE
(NPC-3224) ① -1
(NPC-3225) ① -1

②6 -1

↑-----↑
| 1G06 |
| (1F14) |
↑-----↑
NPC-3226

17. TENSION

98.03.23

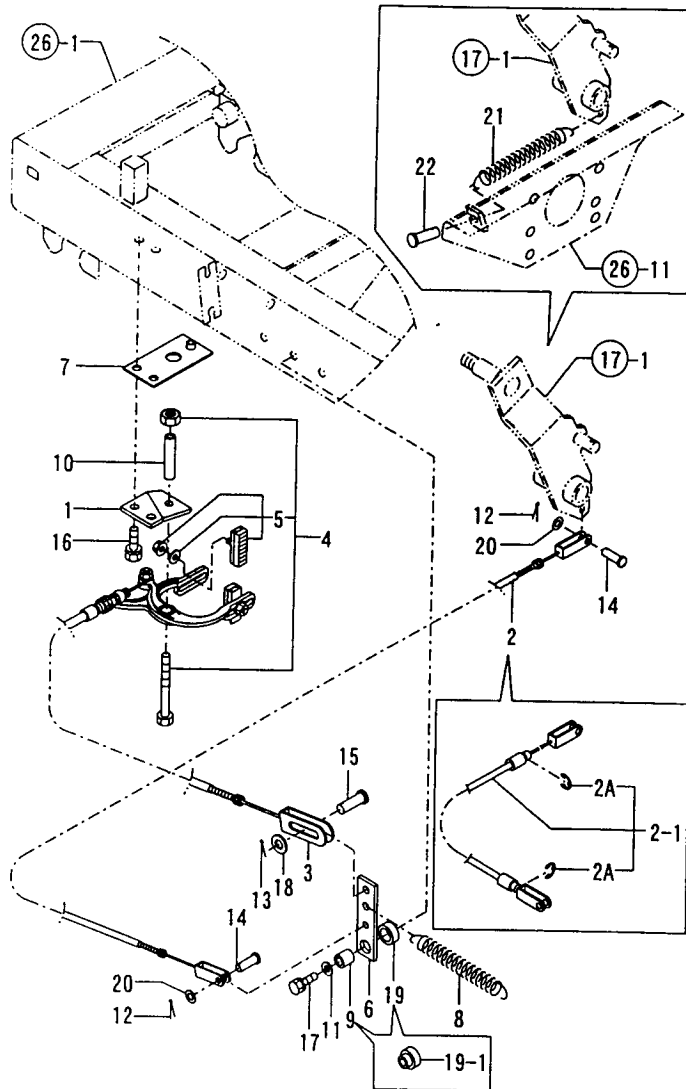
(A)=LD16 (D)=
(B)=LD18 (E)=
(C)=LD18MJ (F)=

REF. NO.	LEV. 0	PART NO.	DESCRIPTION	Q'TY-----						I P/U A R
				(A)	(B)	(C)	(D)	(E)	(F)	
1	.	1A6150-15300	ARM, TENSION	1	1					
1-1	.	1A6150-15301	ARM COMP., TENSION	1	1	1				N 1
(A=F610001) (B=F610001)										
2	.	1A6150-15370	FULCRUM COMP, TENSION	1	1	1				1
3	.	1A6150-15500	COVER, BELT	1	1					1
3-1	.	1A6150-15501	COVER, BELT	1	1					N
(A=F610008) (B=F610008)										
4	.	1A6150-15550	RETAINER COMP., BELT	1	1	1				1
5	.	1E6740-42060	COLLAR 17X25X 9	1	1	1				1
6	.	26013-080202	BOLT W/WASHER M8X20	2	2	2				10
7	.	1E6820-51080	TENSION PULLEY 80	1	1	1				1
8	.	22217-140000	SPRING WASHER 14	1	1	1				10
9	.	22252-000400	CIRCLIP 40	1	1	1				10
10	.	22272-000120	CIRCLIP E-12	1	1	1				10
11	.	24104-062034	BALL BEARING	2	2	2				1
12	.	24550-016150	DRY BUSH 16X15	2	2	2				1
13	.	26013-080202	BOLT W/WASHER M8X20	2	2	2				10
14	.	26013-080202	BOLT W/WASHER M8X20	2	2	2				10
14-1	.	26013-080202	BOLT W/WASHER M8X20	3	3	3				K 10
(A=F610008) (B=F610008)										
15	.	26737-140002	NUT M14	1	1	1				10
16	.	1A6155-15500	COVER, BELT			1				

N109096

N109096

18. MOWER BRAKE



N109097

1607
(1F14)
NPC-3226

18. MOWER BRAKE

98.03.23

(A)=LD16 (D)=
(B)=LD18 (E)=
(C)=LD18MJ (F)=

REF. NO.	LEV. 0	PART NO.	DESCRIPTION	Q'TY						I	P	U	A	R
				(A)	(B)	(C)	(D)	(E)	(F)					
1	.	1A6150-15410	STAY, MOWER BRAKE	1	1									1
2	.	1A6150-15440	WIRE, RETURN	1	1									1
2-1	.	7A6150-15440	WIRE, RETURN ASSY	1	1	1							Q	1
(A=F610008) (B=F610008)														
I 2-	2	7A6150-15440	WIRE, RETURN ASSY (C=F610352)			1							Z	1
2A	..	22272-000070	CIRCLIP E- 7	2	2	2							W	10
(A=F610001) (B=F610001)														
I 2A-1	..	22272-000070	CIRCLIP E- 7			2							Z	10
(C=F610352)														
3	.	1A6150-15450	WIRE, MOWER BRAKE	1	1								Q	1
3-1	.	1A6150-15451	WIRE, MOWER BRAKE	1	1								Q	1
(A=F610001) (B=F610001)														
4	.	1A6150-15510	BRAKE COMP., MOWER	1	1								N	1
4-1	.	1A6150-15511	BRAKE COMP., MOWER	1	1								N	1
(A=F610001) (B=F610001)														
5	..	1A6150-15680	SHOE ASSY, BRAKE	2	2									1
6	.	1A6150-15590	ARM	1	1									1
7	.	1A6150-15530	STAY COMP., BELT CVR.	1	1								Z	1
(A=F610008) (B=F610008)														
8	.	1A6150-15610	SPRING, MOWER BRAKE	1	1									1
8-1	.	1A6150-15611	SPRING	1	1	1							Q	1
(A=F610001) (B=F610001)														
I 8-2	.	1A6150-15611	SPRING			1							Z	1
(C=F610352)														
9	.	1A6150-15660	COLLAR 13.8X8.2X15	1	1								Z	1
(A=F610001) (B=F610001)														
I 10	.	1A6150-15670	COLLAR 10.5X6.5	1	1									1
11	.	22137-080000	WASHER 8, POLISHED	1	1	1								10
12	.	22417-160160	COTTER PIN 1.6X16	2	2	2								30
I 12-1	.	22417-160160	COTTER PIN 1.6X16 (C=F610352)			2							Z	30
I 13	.	22417-200160	COTTER PIN 2.0X16	1	1									10
14	.	22487-060120	PIN, FLAT HEAD 6X 12	2	2									1
14-1	.	22487-060160	PIN 6X 16	2	2	2							N	1
(A=F610001) (B=F610001)														
I 14-2	.	22487-060160	PIN 6X 16 (C=F610352)			2							Z	1
I 15	.	22487-080160	PIN 8X 16	1	1									1
16	.	26013-080202	BOLT W/WASHER M8X20	2	2								Z	10
(A=F610001) (B=F610001)														
I 17	.	26013-080302	BOLT M 8X 30	1	1									10
18	.	22137-080000	WASHER 8, POLISHED	1	1									10
18-1	.	22117-080000	WASHER 8	1	1								N	10
(A=F610001) (B=F610001)														
19	.	1A6150-15650	COLLAR 14X21.7X10	1	1									1
19-1	.	1A6150-15651	COLLAR	1	1								N	1
(A=F610001) (B=F610001)														
20	.	22117-060000	WASHER 6	2	2	2							W	10
(A=F610001) (B=F610001)														
20-1	.	22117-060000	WASHER 6			2								10
I 21	.	1C6600-47980	SPRING, DETENT SUPER (C=F610352)			1							W	1

** CONTINUE **

N109097

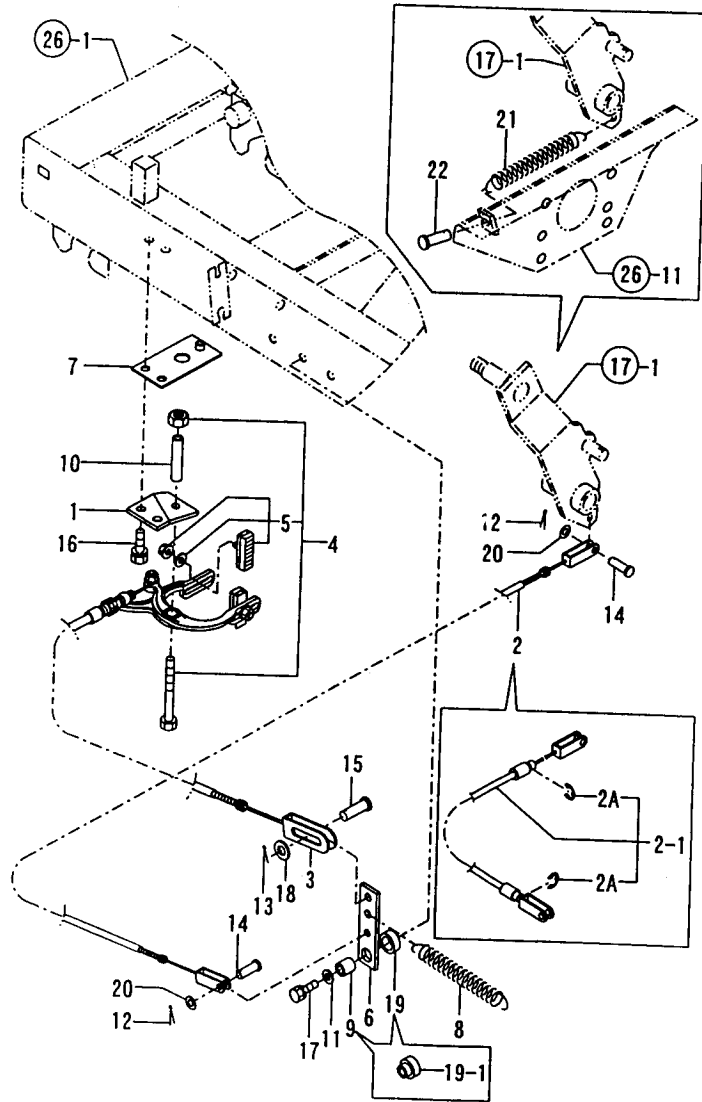
18. MOWER BRAKE

1608
(1F14)
NPC-3226

18. MOWER BRA

98.03.23

(A)=LD16 (D)=
(B)=LD18 (E)=
(C)=LD18MJ (F)=



REF. NO.	LEV. 0	PART NO.	DESCRIPTION	Q'TY						I	P/U	A	R
				(A)	(B)	(C)	(D)	(E)	(F)				
I 22	.	194990-34180	PIN 8X 35 (C=F610352)			1					W	2	

N109097

N109097

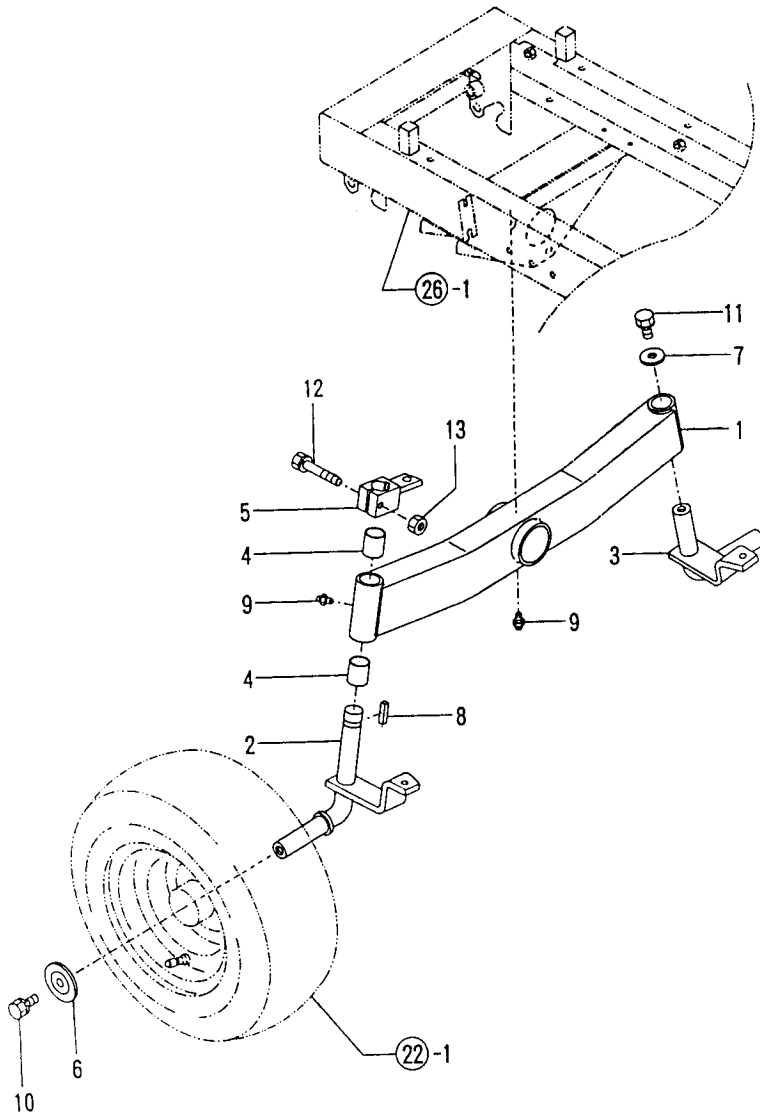
19. FRONT AXLE

1610
(1609)
NPC-3226

19. FRONT AXLE

98.03.23

(A)=LD16 (D)=
(B)=LD18 (E)=
(C)=LD18MJ (F)=



REF. NO.	LEV. 0	PART NO.	DESCRIPTION	Q'TY						I	P	U	A	R
				(A)	(B)	(C)	(D)	(E)	(F)					
1	.	1A6150-21150	AXLE ASSY, FRONT	1	1									
1-1	.	1A6150-21151	AXLE ASSY, FRONT	1	1	1							N	1
		(A=F610001) (B=F610001)												
2	.	1A6150-21200	PIN L COMP., KING	1	1									
2-1	.	1A6150-21201	PIN L COMP., KING	1	1	1							N	1
		(A=F610001) (B=F610001)												
3	.	1A6150-21250	PIN R COMP., KING	1	1									
3-1	.	1A6150-21251	PIN R COMP., KING	1	1	1							N	1
		(A=F610001) (B=F610001)												
4	.	1A6150-21290	BUSH 25X28X30	4	4	4								
5	.	1A6150-21300	ARM COMP., KNUCKLE	1	1									
5-1	.	1A6150-21301	ARM COMP., KNUCKLE	1	1	1							N	1
		(A=F610001) (B=F610001)												
6	.	1A6150-21350	WHEEL CAP	2	2	2								
7	.	1E6150-73410	WASHER 12X33X4.5	1	1	1								
8	.	22512-070300	KEY 7X 30	1	1	1								
9	.	24761-010000	NIPPLE M6F, GREASE	3	3	3								
10	.	26013-120252	BOLT M12X 25	2	2	2								
11	.	26013-120252	BOLT M12X 25	1	1	1								
12	.	26013-080452	BOLT M 8X 45	1	1	1								
13	.	26716-080002	NUT M 8	1	1	1								

N109098

N109098

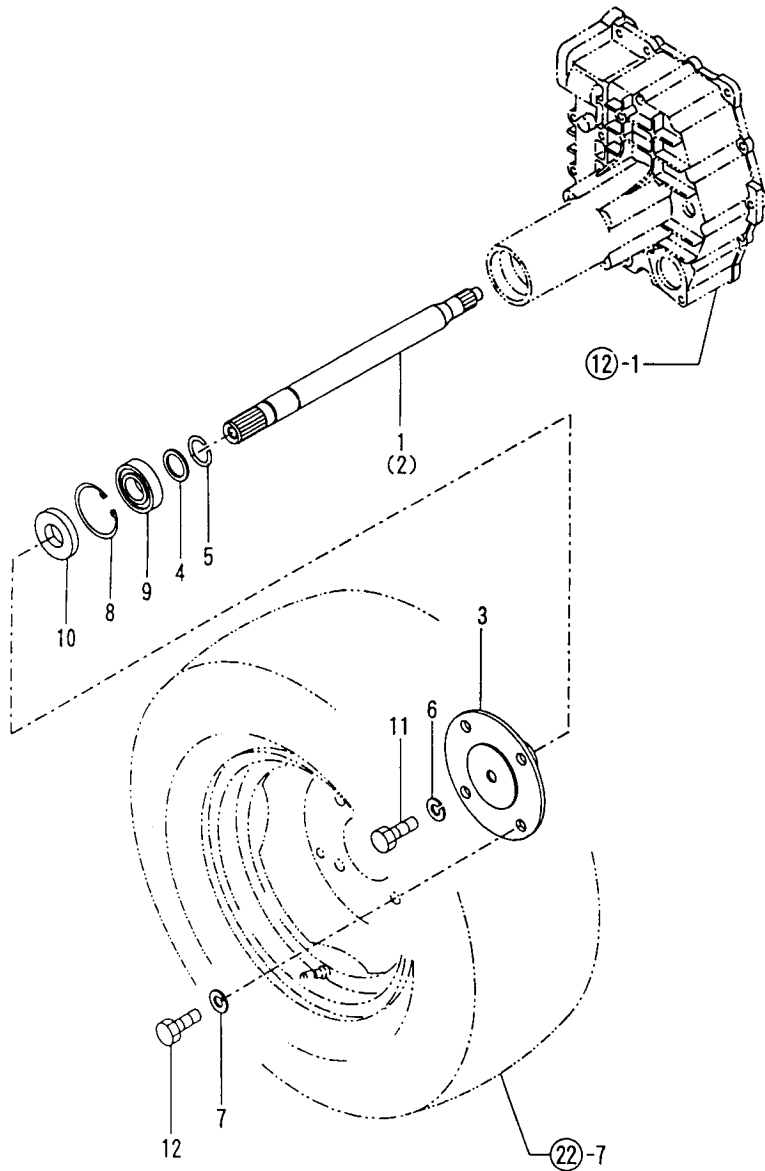
20. REAR AXLE SHAFT

1G11
(1G09)
NPC-3226

20. REAR AXLE FT

98.03.23

(A)=LD16 (D)=
(B)=LD18 (E)=
(C)=LD18MJ (F)=



REF. NO.	LEV. 0	PART NO.	DESCRIPTION	Q'TY						I P/U A R
				(A)	(B)	(C)	(D)	(E)	(F)	
1	.	1A6150-22200	SHAFT(L)	1	1	1				1
2	.	1A6150-22210	SHAFT(R)	1	1	1				1
3	.	1A6150-22250	FLANGE COMP., AXLE	2	2	2				1
4	.	1E6681-26250	RETAINER, SNAP RING	2	2	2				1
5	.	22207-030230	CIRCLIP 30X2.3	2	2	2				1
6	.	22217-140000	SPRING WASHER 14	2	2	2				10
7	.	22217-140000	SPRING WASHER 14	8	8	8				10
8	.	22252-000620	CIRCLIP 62(H)	2	2	2				10
9	.	24101-062064	BALL BEARING	2	2	2				1
10	.	24421-306210	SEAL TC30 62 10, OIL	2	2	2				1
11	.	26156-140352	BOLT M14X 35 PLATED	2	2	2				10
12	.	26157-140302	BOLT M14X 30 PLATED	8	8					10
12- 1	.	26156-140352	BOLT M14X 35 PLATED	8	8	8				N 10
		(A=F610001) (B=F610001)								

N109099

N109099

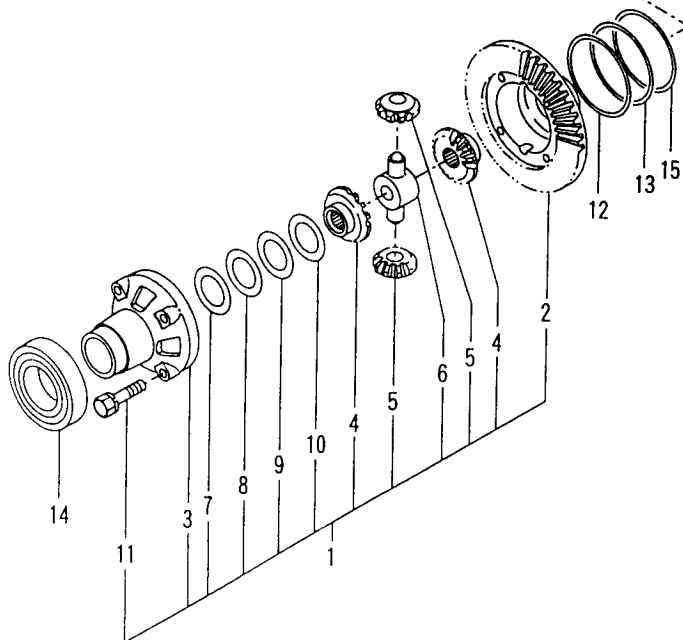
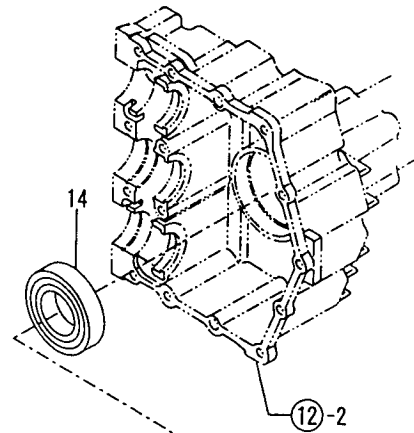
21. DIFFERENTIAL

1G12
(1G09)
NPC-3226

21. DIFFERENTIAL

98.03.23

(A)=LD16 (D)=
(B)=LD18 (E)=
(C)=LD18MJ (F)=



REF. NO.	LEV. 0	PART NO.	DESCRIPTION	Q'ITY						I	P	U	A	R
				(A)	(B)	(C)	(D)	(E)	(F)					
1	.	1A6150-22690	GEAR COMP.,DIFF.	1	1	1								1
2	..	1A6150-22700	CASE,DIFFERENTIAL	1	1	1								1
3	..	1A6150-22800	COVER,DIFF.CASE	1	1	1								1
4	..	198511-31511	GEAR, DIFFERENTIAL	2	2	2								1
5	..	198511-31561	PINION, DIFFERENTIAL	2	2	2								1
6	..	198511-31570	SHAFT, DIFFERENTIAL	1	1	1								1
7	..	194200-31851	SPACER T=0.9	1	1	1								2
8	..	194200-31861	SPACER T=1.0	1	1	1								2
9	..	194200-31871	SPACER T=1.1	1	1	1								2
10	..	194200-31881	SPACER T=1.2	1	1	1								2
11	..	26013-080352	BOLT M 8X 35	4	4	4								10
12	.	1A6150-22750	SHIM 0.2,DIFF.CASE	1	1	1								1 (1)
13	.	1A6150-22760	SHIM 0.3,DIFF.CASE	1	1	1								1 (1)
14	.	24101-062094	BALL BEARING	2	2	2								1
15	.	1A6150-22770	SHIM 0.1,DIFF.CASE	1	1	1								1 (1)

(A=F510001) (B=F510001)

N109100

1) PROPERLY SELECTIVE USE.

REMARKS
1) 子機にセンタリヨウ スカ イマ

1) PROPERLY SELECTIVE USE.

N109100

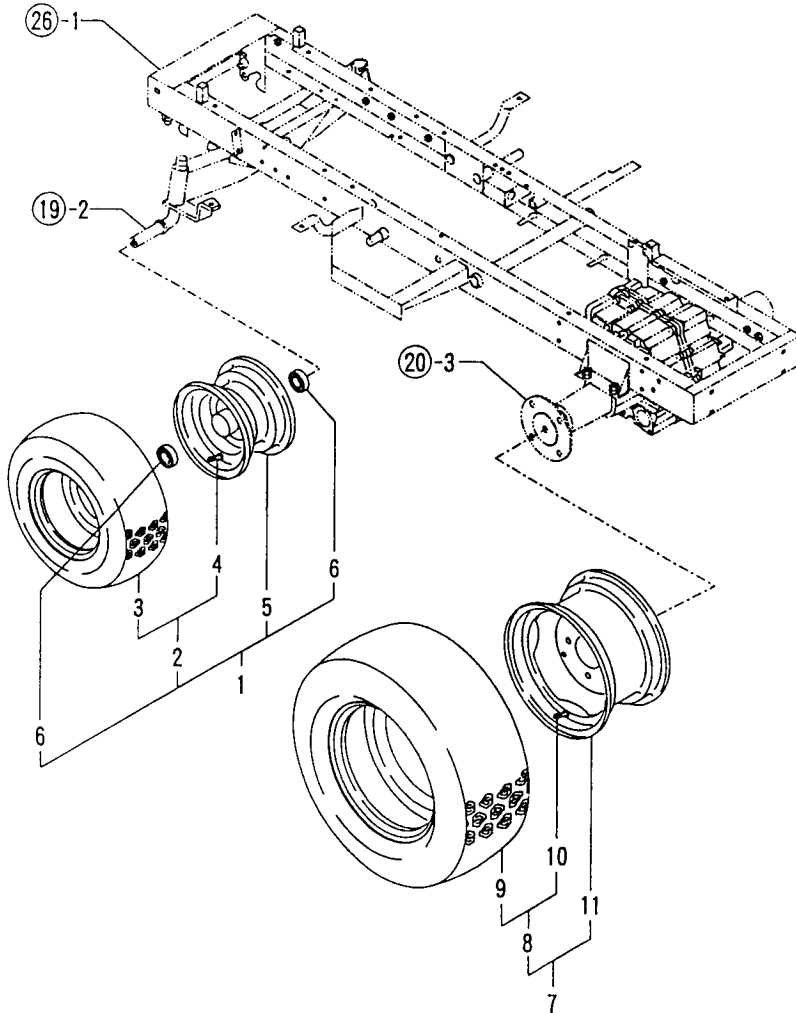
22. WHEELS

1G13
(1G09)
NPC-3226

22. WHEELS

98.03.23

(A)=LD16 (D)=
(B)=LD18 (E)=
(C)=LD18MJ (F)=



REF. NO.	LEV. 0	PART NO.	DESCRIPTION	Q'TY						I P/U A R
				(A)	(B)	(C)	(D)	(E)	(F)	
1	.	1A6150-23000	WHEEL KIT, FRONT TIRE	2	2	2				1
2	..	1A6150-23010	TIRE 16X6.50-8 COMP.	2	2	2				1
3	...	1A6150-23020	TIRE 16X6.50-8	2	2	2				1
4	...	194190-34730	HOUSING, CORE	2	2	2				1
5	..	1A6150-23030	WHEEL 5.375IX8DC	2	2	2				1
6	..	24104-062054	BALL BEARING	4	4	4				1
7	.	1A6150-23250	WHEEL KIT, REAR TIRE	2	2	2				1
8	..	1A6150-23260	TIRE 23X10.5-12 CMP.	2	2	2				1
9	.	1A6150-23270	TIRE 23X10.5-12	2	2	2				1
10	...	194190-34730	HOUSING, CORE	2	2	2				1
11	..	1A6150-23280	WHEEL 7JA-12WDC	2	2	2				1

N109101

N109101

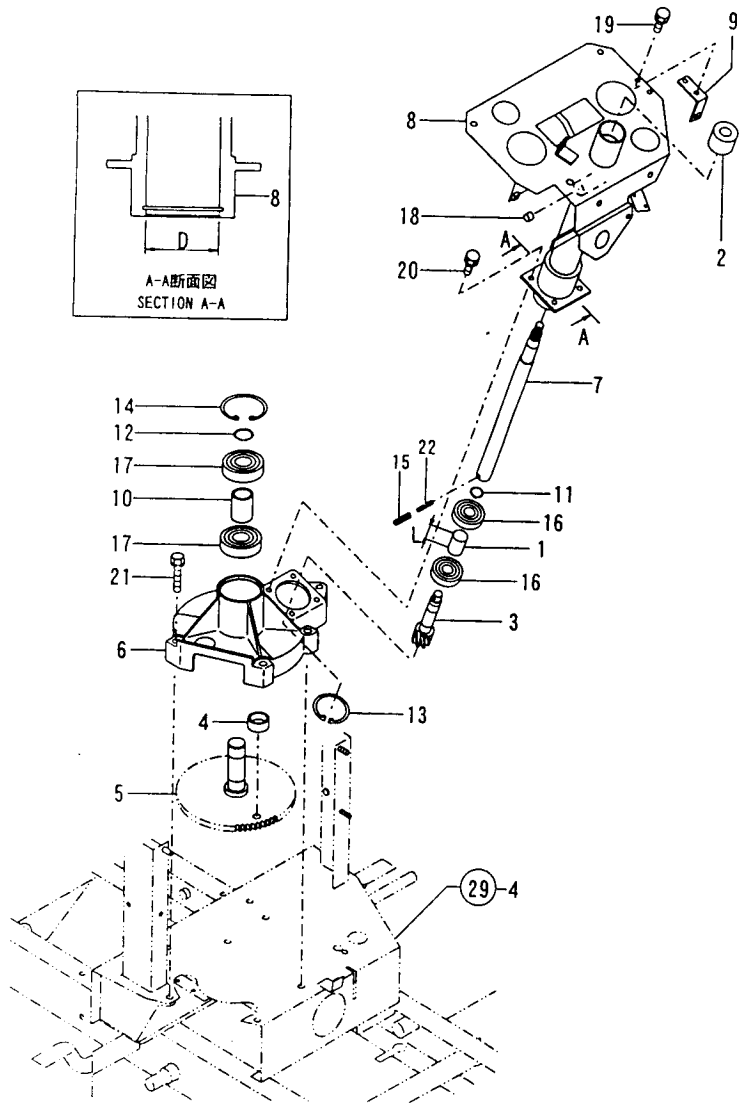
23. STEERING

1614
1609
NPC-3226

23. STEERING

98.03.23

(A)=LD16 (D)=
(B)=LD18 (E)=
(C)=LD18MJ (F)=



(1)L=REFER NO.1 35MM,NO.1-1 39MM
(2)D=REFER NO.8 47MM,NO.8-1 40MM

N109102

REF. NO.	LEV. 0	PART NO.	DESCRIPTION	QTY						I	P	U	A	R
				(A)	(B)	(C)	(D)	(E)	(F)					
1	.	1E4780-12160	BOSS 35	1	1	1								
I 1-1	.	1A6150-25130 (A=F610150)(B=F610352)(C=F610352)		1	1	1					S			(1)
2	.	198511-15620	BUSH,COLUMN	1	1	1								
3	.	1A6150-25050	GEAR 8,STEERING	1	1									1
3-1	.	1A6150-25051	GEAR 8,STEERING	1	1	1					N			1
		(A=F610001)(B=F610001)												
4	.	1A6150-25060	STOPER	1	1									1
4-1	.	1A6150-25061	STOPPER	1	1	1					N			1
		(A=F610001)(B=F610001)												
5	.	1A6150-25070	WHEEL COMP.,SECTOR	1	1	1								1
6	.	1A6150-25100	STEERING BOX	1	1									1
6-1	.	1A6150-25101	STEERING BOX	1	1	1					N			1
		(A=F610001)(B=F610001)												
7	.	1A6150-25120	SHAFT, STEERING	1	1									1
7-1	.	1A6150-25121	SHAFT, STEERING	1	1	1					N			1
		(A=F610001)(B=F610001)												
8	.	1A6150-25200	COLUMN COMPL.	1	1	1								1
I 8-1	.	1A6150-25201 (A=F610150)(B=F610352)(C=F610352)	COLUMN ASSY	1	1	1					S			(2)
9	.	1A6150-25400	STAY B	1	1									1
9-1	.	1A6150-25401 (A=F610001)(B=F610001)	STAY B	1	1	1					N			1
10	.	1F4190-82250	COLLAR 25X32X42	1	1	1								1
11	.	22242-000170	CIRCLIP 17	1	1	1								10
12	.	22242-000250	CIRCLIP 25S	1	1	1								10
13	.	22252-000470	CIRCLIP 47	1	1	1								10
I 13-1	.	22252-000400 (A=F610150)(B=F610352)(C=F610352)	CIRCLIP 40	1	1	1					N			10
14	.	22252-000620	CIRCLIP 62(H)	1	1	1								10
15	.	22351-050020	SPRING PIN 5X20	1	1									10
15-1	.	22351-050032 (A=F610001)(B=F610001)	SPRING PIN 5X32	1	1	1					N			10
16	.	24104-063034	BALL BEARING	2	2	2								1
I 16-1	.	24104-062034 (A=F610150)(B=F610352)(C=F610352)	BALL BEARING	2	2	2					S			1
17	.	24104-063054	BALL BEARING	2	2	2								1
18	.	24550-012100	BUSH 12X10	2	2	2								1
19	.	26013-060162	BOLT M 6X 16	2	2	2								10
20	.	26013-080202	BOLT W/WASHER M8X20	4	4	4								10
I 20-1	.	26014-080252 (A=F610150)(B=F610352)(C=F610352)	BOLT M 8X 25	4	4	4					N			10
21	.	26013-100502	BOLT M10X 50	5	5	5								10
22	.	22351-030032 (A=F610001)(B=F610001)	SPRING PIN 3X32	1	1	1					W			10

REMARKS
(1)L=REFER NO.1 35MM,NO.1-1 39MM
(2)D=REFER NO.8 47MM,NO.8-1 40MM
(1)L=REFER NO.1 35MM,NO.1-1 39MM
(2)D=REFER NO.8 47MM,NO.8-1 40MM

N109102

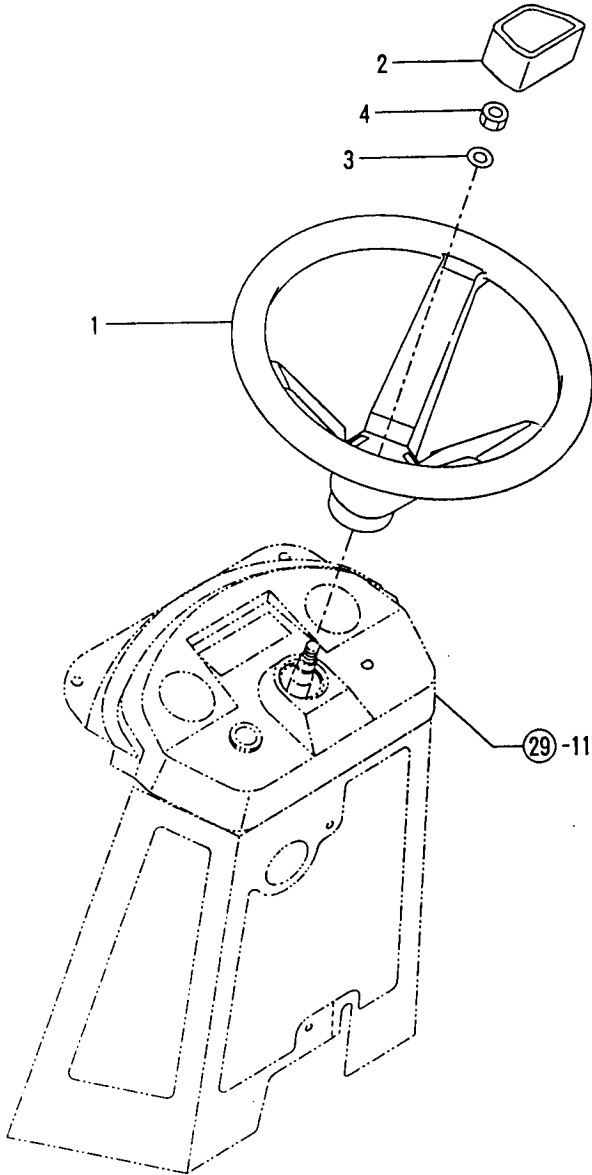
24. STEERING WHEEL

1G15
(1G09)
NPC-3226

24. STEERING WHEEL

98.03.23

(A)=LD16 (D)=
(B)=LD18 (E)=
(C)=LD18MJ (F)=



REF. NO.	LEV. 0	PART NO.	DESCRIPTION	Q'TY						I P/U A R
				(A)	(B)	(C)	(D)	(E)	(F)	
1	.	1W4473-10020	WHEEL, STEERING	1	1	1				1
2	.	1W4473-20030	CAP	1	1	1				1
3	.	22137-120000	WASHER 12,POLISHED	1	1	1				10
4	.	26356-120002	U-NUT M12	1	1	1				1

N109103

N109103

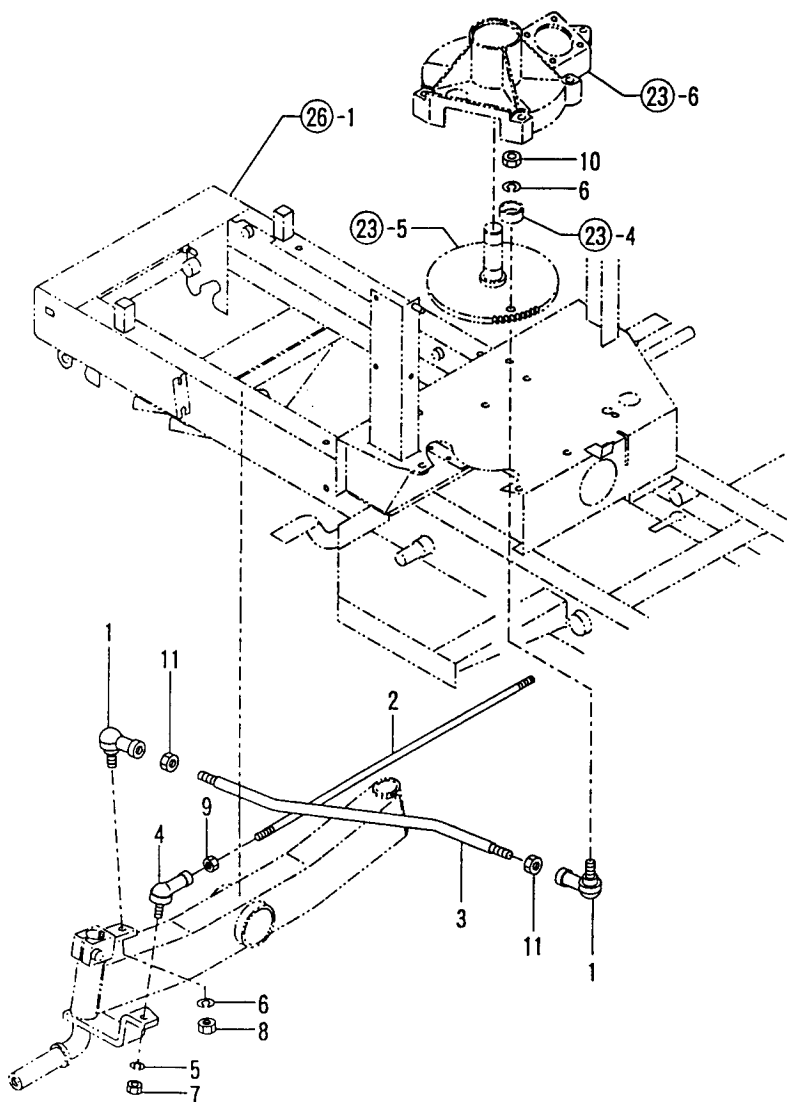
25. FRONT LINK

1G16
(1G09)
NPC-3226

25. FRONT LINK

98.03.23

(A)=LD16 (D)=
(B)=LD18 (E)=
(C)=LD18MJ (F)=

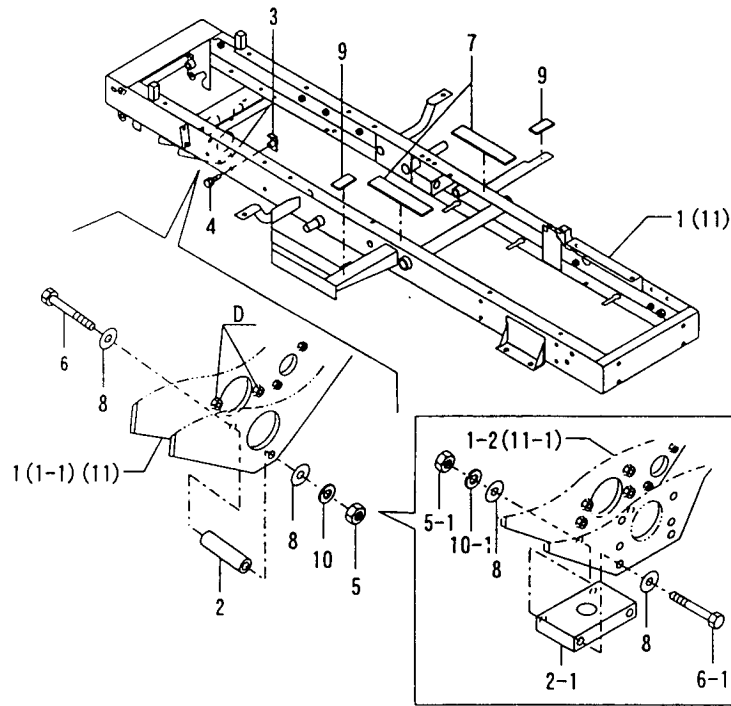


REF. NO.	LEV. 0	PART NO.	DESCRIPTION	-----Q'TY-----						I P/U A R
				(A)	(B)	(C)	(D)	(E)	(F)	
1	.	1E6023-16050	BALL, LINK	2	2	2				1
2	.	1A6150-26050	TIE-ROD ASSY	1	1	1				1
3	.	1A6150-26100	ROD, DRAG	1	1					1
3-1	.	1A6150-26101 (A=F610001) (B=F610001)	ROD, DRAG	1	1	1				N 1
4	.	1E8080-65830	BALL M10, LINK	2	2	2				1
5	.	22217-100000	SPRING WASHER 10	2	2	2				10
6	.	22217-120000	SPRING WASHER	2	2	2				10
7	.	26716-100002	NUT 10	2	2	2				10
8	.	26736-120002	NUT M12	1	1	1				10
9	.	26756-100002	LOCK NUT M10 PLATED	2	2	2				10
10	.	26776-120002	LOCK NUT M12 PLATED	1	1	1				10
11	.	26776-120002	LOCK NUT M12 PLATED	2	2	2				10

N109104

N109104

26. CHASSIS FRAME



N109105

1) D=REFER NO.1 M8 SCREW,NO.1-1 M10 SCREW.

1H02
(1H01)
NPC-3226

26. CHASSIS FRAME

98.03.23

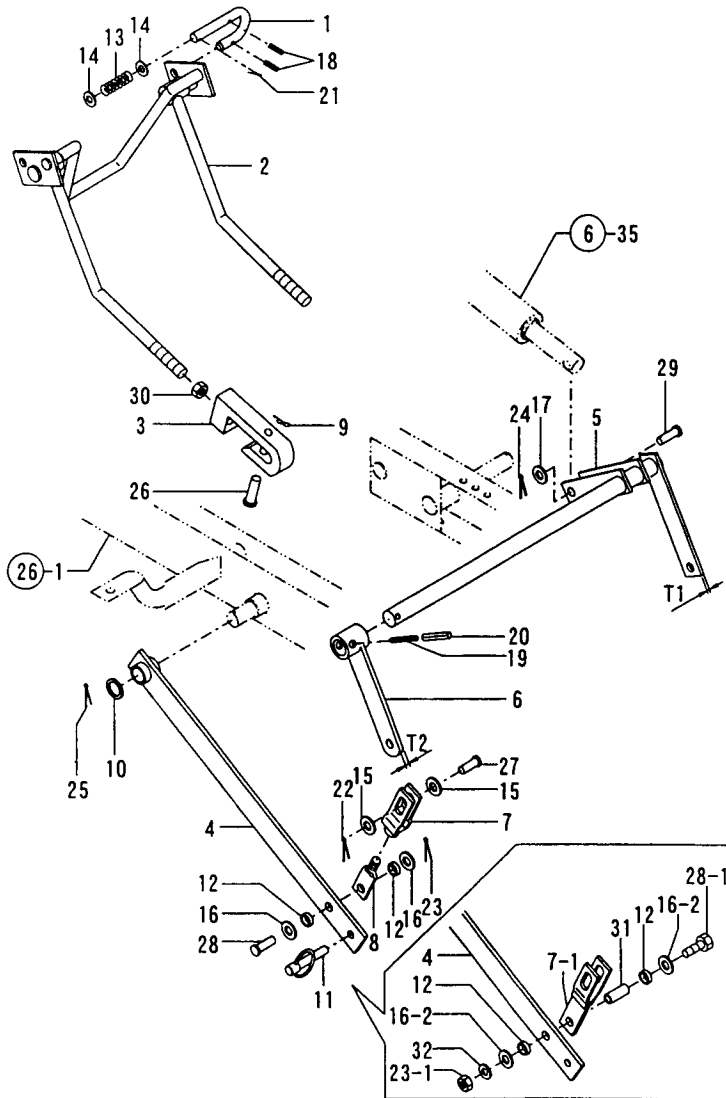
(A)=LD16 (D)=
(B)=LD18 (E)=
(C)=LD18MJ (F)=

REF. NO.	LEV. 0	PART NO.	DESCRIPTION	Q'TY						I	P/U	A	R
				(A)	(B)	(C)	(D)	(E)	(F)				
1	.	1A6150-31010	CHASSIS COMPL.	1	1								
1-1	.	7A6150-31010 (A=F610001)(B=F610001)	CHASSIS EU PL	1	1					S	1	(1)	
I 1-2	.	7A6150-31011 (A=F610150)(B=F810001)	CHASSIS EU PL	1	1					S			
2	.	1A6150-31450	COLLAR 20X11X65.5	1	1	1							
I 2-1	.	1A6150-31451 (A=F610150)(B=F810001)(C=F810001)	BRACKET COMP.,HOSE	1	1	1				S			
3	.	1A6150-31550	BRACKET COMP.,HOSE	2	2	2							
4	.	26013-080302	BOLT M 8X 30	2	2	2							10
5	.	26716-100002	NUT 10	1	1	1							10
I 5-1	.	26716-100002 (A=F610150)(B=F810001)(C=F810001)	NUT 10	2	2	2				K			10
6	.	26116-100952	BOLT M10X 95 PLATED	1	1	1							10
I 6-1	.	26116-100952 (A=F610150)(B=F810001)(C=F810001)	BOLT M10X 95 PLATED	2	2	2				K			10
7	.	1A6150-31650	SEAL 12X40X205	2	2	2							1
8	.	172110-36010	COLLAR	2	2	2							1
9	.	194190-61761	RUBBER, CUSHION	2	2	2							1
10	.	22217-100000	SPRING WASHER 10	1	1	1							10
I 10-1	.	22217-100000 (A=F610150)(B=F810001)(C=F810001)	SPRING WASHER 10	2	2	2				K			10
11	.	7A6155-31010	CHASSIS J PL				1						1
I 11-1	.	7A6155-31011 (C=F810001)	SHASSIS J PL				1			S			1

REMARKS
1) D=REFER NO.1 M8 SCREW,NO.1-1 M10 SCREW
1) D=REFER NO.1 M8 SCREW,NO.1-1 M10 SCREW.

N109105

27. LIFT LINK



N109106

(1) T1=REFER NO.5 6MM,NO.5-1 12MM
 (2) T2=REFER NO.6 6MM,NO.6-1 12MM

1H03
 (1H01)
 NPC-3226

27. LIFT LINK

98.03.23

(A)=LD16 (D)=
 (B)=LD18 (E)=
 (C)=LD18MJ (F)=

REF. NO.	LEV. 0	PART NO.	DESCRIPTION	Q'TY						I	P	U	A	R
				(A)	(B)	(C)	(D)	(E)	(F)					
1	.	1A6150-35050	U-FITTINGS	2	2	2								1
2	.	1A6150-35060	HITCH, FRONT	1	1	1								1
3	.	1A6150-35150	HOOK	2	2	2								1
4	.	1A6150-35200	LINK COMP.,REAR	2	2	2								1
5	.	1A6150-35250	SHAFT COMPL.,FULCRUM	1	1	1								1
I 5-1	.	1A6150-35251	SHAFT COMPL.,FULCRUM	1	1	1					S			(1)
6	.	1A6150-35300	ARM B COMPL.	1	1	1								1
I 6-1	.	1A6150-35301	ARM B COMPL.	1	1	1					S			(2)
7	.	1A6150-35350	HOOK COMP.,REAR	2	2	2								1
I 7-1	.	1A6150-35351	HOOK COMP.,REAR	2	2	2					N			1
I 8	.	1A6150-35400	ROD,THREADED	2	2	2							Z	1
9	.	1E4010-76220	LOCK SPRING	2	2	2								5
9-1	.	1C6281-52320	PIN B,COME-OFF SNAP	2	2	2					N			1
10	.	1E6650-63400	COLLAR 20.2X27.2X3M	2	2	2								1
11	.	794130-71410	PIN ASSY,BALL SOCKET	2	2	2								5
12	.	1A6150-35700	COLLAR 12.7X17.3X5.5	4	4	4								1
13	.	1T3660-87230	SPRING 14X42	2	2	2								1
14	.	22137-120000	WASHER 12,POLISHED	2	2	2								10
14-1	.	22117-120000	WASHER 12	2	2	2					N			10
15	.	22137-120000	WASHER 12,POLISHED	4	4	4								10
15-1	.	22117-120000	WASHER 12	4	4	4					N			10
16	.	22137-120000	WASHER 12,POLISHED	4	4	4								10
16-1	.	22117-120000	WASHER 12	4	4	4					N			10
I 16-2	.	22157-080000	WASHER 8	4	4	4					S			10
17	.	22137-120000	WASHER 12,POLISHED	1	1	1								10
17-1	.	22117-120000	WASHER 12	1	1	1					N			10
18	.	22351-040020	SPRING PIN 4X20	4	4	4								10
19	.	22351-050040	SPRING PIN 5X40	1	1	1								10
20	.	22351-080040	SPRING PIN 8X40	1	1	1								10
21	.	22417-250200	COTTER PIN 2.5X20	2	2	2								10
22	.	22417-250200	COTTER PIN 2.5X20	2	2	2								10
23	.	22417-250200	COTTER PIN 2.5X20	2	2	2								10
I 23-1	.	26716-080002	NUT M 8	2	2	2					S			10
24	.	22417-250200	COTTER PIN 2.5X20	1	1	1								10
25	.	22417-320320	COTTER PIN 3.2X32	2	2	2								10
26	.	22487-080500	PIN 8X 50	2	2	2								1
27	.	22487-120240	PIN 12X24,FLAT HEAD	2	2	2								1
I 27-1	.	22487-120300	PIN 12X 30	2	2	2					N			1
28	.	22487-120300	PIN 12X 30	2	2	2								1
I 28-1	.	26116-080402	BOLT M 8X 40 PLATED	2	2	2					S			10
29	.	22487-120400	PIN 12X 40	1	1	1								1

** CONTINUE **

N109106

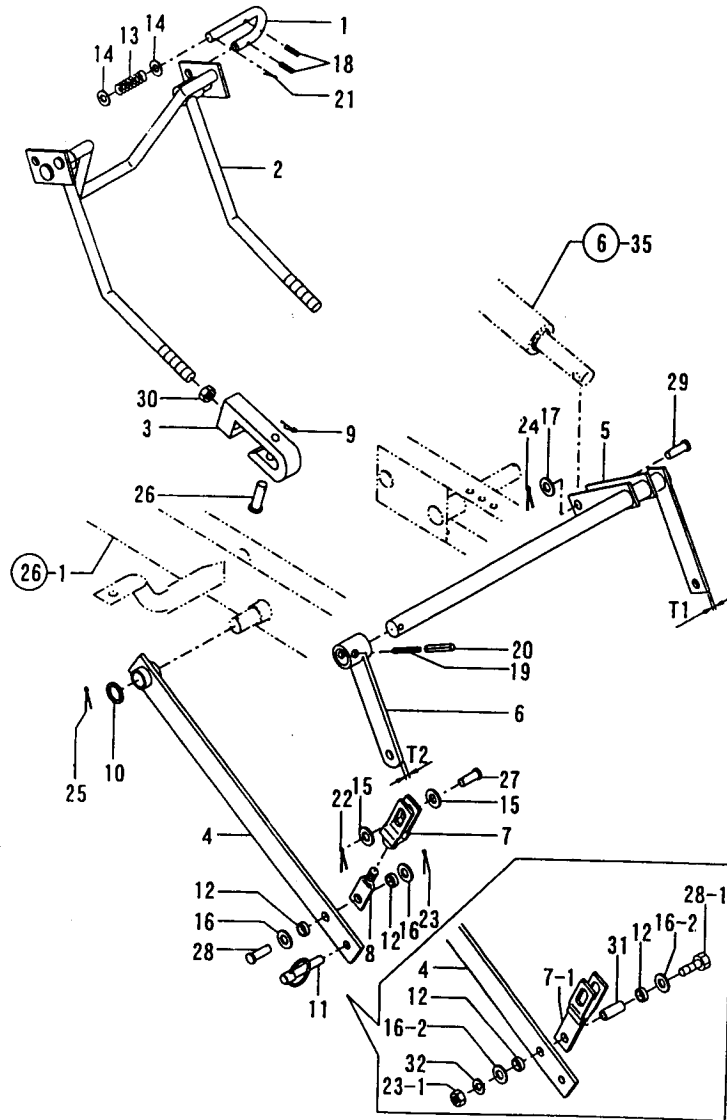
27. LIFT LINK

1H04
(1H01)
NPC-3226

27. LIFT LINK

98.03.23

(A)=LD16 (D)=
(B)=LD18 (E)=
(C)=LD18M (F)=



N109106

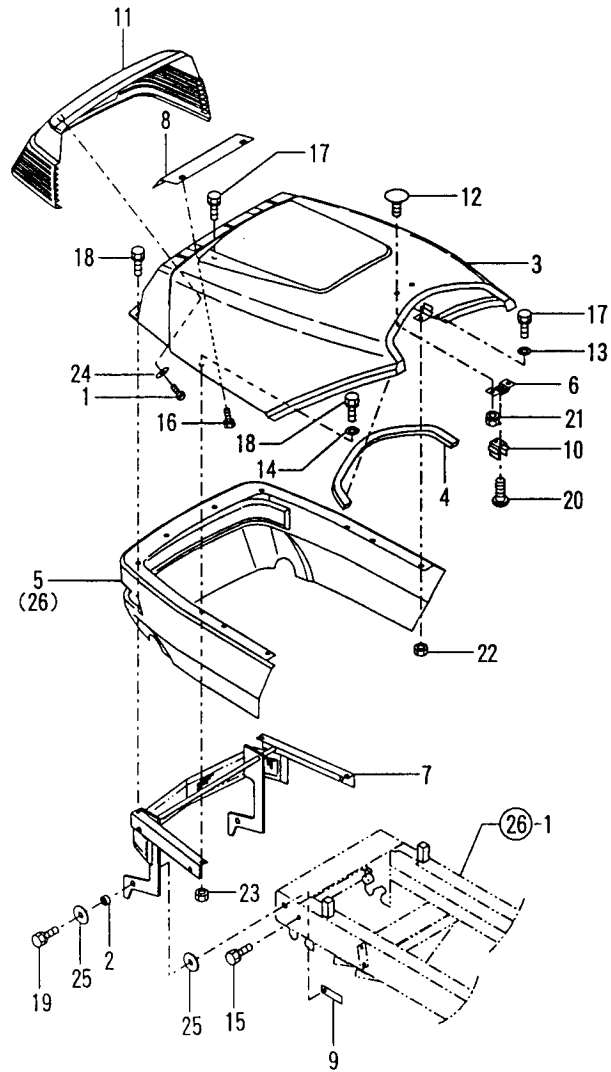
(1) T1=REFER NO.5 6MM, NO.5-1 12MM
(2) T2=REFER NO.6 6MM, NO.6-1 12MM

REF. NO.	LEV. 0	PART NO.	DESCRIPTION	Q'TY						I	P/U	A	R
				(A)	(B)	(C)	(D)	(E)	(F)				
30	-	26746-180002	NUT M18	2	2	2						10	
I 31	-	1A6150-35750		2	2	2					W		
		(A=F610150) (B=F610352) (C=F610352)											
I 32	-	22217-080000	SPRING WASHER 8	2	2	2					W	10	
		(A=F610150) (B=F610352) (C=F610352)											

REMARKS
(1) T1=REFER NO.5 6MM, NO.5-1 12MM
(2) T2=REFER NO.6 6MM, NO.6-1 12MM
(1) T1=REFER NO.5 6MM, NO.5-1 12MM
(2) T2=REFER NO.6 6MM, NO.6-1 12MM

N109106

28. BONNET



-----+
 | 1H06 |
 | (1H05) |
 +-----+
 NPC-3226

28. BONNET

98.03.23

(A)=LD16 (D)=
 (B)=LD18 (E)=
 (C)=LD18MJ (F)=

REF. NO.	LEV. 0	PART NO.	DESCRIPTION	Q'TY						I P/U A R
				(A)	(B)	(C)	(D)	(E)	(F)	
1	.	1W0151-09066	SCREW	4	4	4				1
2	.	1S7065-11450	COLLAR 8X14X7	2	2	2				1
I 2-1	.	1A6150-54370	COLLAR 8X14X7	2	2	2				N
(A=F610150) (B=F610352) (C=F610352)										
3	.	1A6150-41100	BONNET	1	1	1				1
4	.	1A6150-41120	PAD, (RUBBER)	1	1	1				1
5	.	1A6150-41150	COVER	1	1					1
6	.	1A6150-41160	STAY	1	1	1				1
7	.	1A6150-41300	HINGE COMP., BONNET	1	1	1				1
8	.	1A6150-41400	COVER "A", COOLER	1	1	1				1
9	.	1A6150-41550	SEAT COMP., HINGE	2	2	2				1
10	.	1E8080-78690	CATCHER	1	1	1				1
11	.	1W4621-60320	MASK, FRONT	1	1	1				1
12	.	198511-66220	BOLT M8X18, RD. HEAD.	2	2	2				1
13	.	22157-060000	WASHER 6	4	4	4				10
14	.	22157-080000	WASHER 8	2	2	2				10
15	.	26013-080162	BOLT W/WASHER M8X16	2	2	2				10
16	.	26018-060162	BOLT M6X16	2	2	2				10
17	.	26018-060202	BOLT M 6X 20	6	6	6				10
18	.	26018-080252	BOLT M8X 25	4	4	4				10
19	.	26018-080352	BOLT M8X35	2	2	2				10
20	.	26022-060122	SCREW M 6X 12	2	2	2				10
21	.	194990-22140	NUT W/WASHER 8	2	2	2				5
22	.	26716-060002	NUT 6	6	6	6				10
23	.	26716-080002	NUT M 8	2	2	2				10
24	.	22157-060000	WASHER 6	4	4	4				10
25	.	22157-080000	WASHER 8	4	4	4				10
26	.	7A6155-41150	COVER J PL			1				1

N109107

N109107

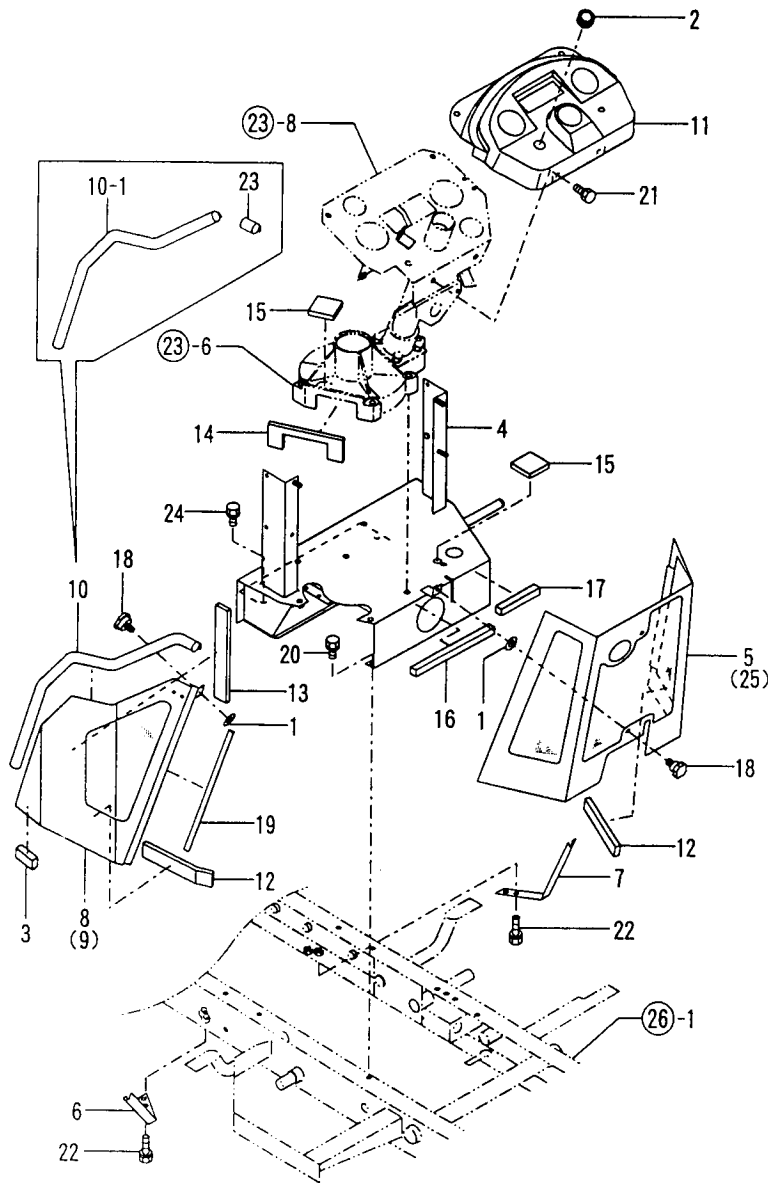
29. COLUMN COVER

1407
1405
NPC-3226

29. COLUMN COV

98.03.23

(A)=LD16 (D)=
(B)=LD18 (E)=
(C)=LD18MJ (F)=



REF. NO.	LEV. 0	PART NO.	DESCRIPTION	Q'TY						I	P	U	A	R
				(A)	(B)	(C)	(D)	(E)	(F)					
1	.	194630-05340	PACKING	4	4									2
1-1	.	1E6251-32530 (A=F610001) (B=F610001)	RUBBER 74.5X16X1.5	4	4	4							N	1
2	.	172725-16380	GROMMET 15X20	1	1	1								1
3	.	1E6680-26621	MOLDINGS A, CHAIN CVR	2	2	2								1
4	.	1A6150-42010	HOUSE COMP., COLUMN	1	1									1
4-1	.	1A6150-42011 (A=F610001) (B=F610001)	HOUSE COMP., COLUMN	1	1	1							N	1
5	.	1A6150-42300	COVER C COMP., COLUMN	1	1									1
6	.	1A6150-42380	STAY L, COLUMN FRONT	1	1	1								1
7	.	1A6150-42390	STAY R, COLUMN FRONT	1	1	1								1
8	.	1A6150-42400	COVER L COMP., COLUMN	1	1									1
8-1	.	1A6150-42401 (A=F610001) (B=F610001)	COVER L COMP., COLUMN	1	1	1							N	1
9	.	1A6150-42500	COVER R COMP., COLUMN	1	1	1								1
10	.	1A6150-42580	SEAL, COLUMN COVER	2	2									1
10-1	.	1A6150-42581 (A=F610001) (B=F610001)	SEAL, COLUMN COVER	2	2	2							N	1
11	.	1A6150-42700	HANDLE PANEL	1	1	1								1
12	.	1A6150-42710	SEAL 10X30X160	3	3	3								1
13	.	1A6150-42720	SEAL 10X30X210	2	2	2								1
14	.	1A6150-42730	SEAL A, STEERING	1	1	1								1
15	.	1A6150-42740	SEAL 10X50X50	1	1	1								1
15-1	.	1A6150-42740 (A=F610001) (B=F610001)	SEAL 10X50X50	2	2	2							K	1
16	.	1A6150-42750	SEAL 15X15X200	1	1	1								1
17	.	1A6150-42760	SEAL 15X15X100	1	1	1								1
18	.	1A1380-51700	KNOB, TOOL COMPARTM'T	4	4	4								1
19	.	1A6150-61890	RUBBER 300, EDGE	2	2									1
19-1	.	1A6150-61891 (A=F610001) (B=F610001)	RUBBER 250, EDGE	2	2	2							N	1
20	.	26013-080162	BOLT W/WASHER M8X16	4	4									10
20-1	.	26013-080162 (A=F610001) (B=F610001)	BOLT W/WASHER M8X16	2	2	2							K	10
I 20-2	.	26013-080202 (A=F610150) (B=F810001) (C=F810001)	BOLT W/WASHER M8X20	2	2	2							N	10
21	.	26018-080162	BOLT M 8X 16	4	4	4								20
22	.	26013-080202	BOLT W/WASHER M8X20	4	4	4								10
23	.	1A6150-42590 (A=F610001) (B=F610001)	SEAL, COLUMN COVER B	2	2	2							W	1
24	.	26013-100202 (A=F610001) (B=F610001)	BOLT W/WASHER M10X20	2	2	2							W	10
25	.	7A6155-42300	COVER			1								1

N109108

N109108

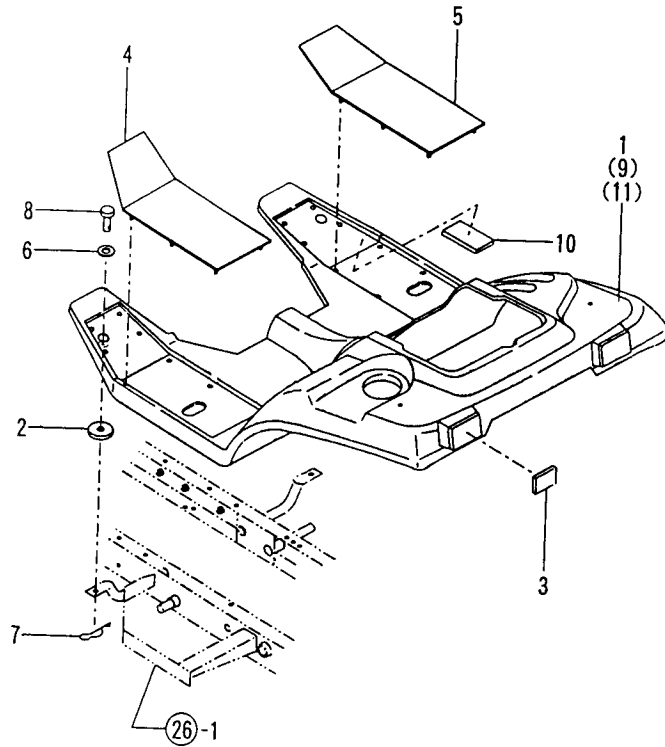
30. FENDER

1H08
1H05
NPC-3226

30. FENDER

98.03.23

(A)=LD16 (D)=
(B)=LD18 (E)=
(C)=LD18MJ (F)=



REF. NO.	LEV. 0	PART NO.	DESCRIPTION	QTY						I	P/U	A	R
				(A)	(B)	(C)	(D)	(E)	(F)				
1	.	1A6150-43010	FENDER				1						
1-1	.	7A6150-43010 (B=F610143)	FENDER 18EU				1				N		1
2	.	1A6150-43020	RUBBER, CUSHION	4	4	4							1
3	.	1A6150-43030	REFLECTOR	2	2	2							1
4	.	1A6150-43100	MAT L, RUBBER	1	1	1							1
5	.	1A6150-43120	MAT R, RUBBER	1	1	1							1
6	.	22137-100000 (A=F610001)(B=F610001)	WASHER 10, POLISHED	4	4						Z		10
7	.	22360-100000	SNAP PIN 10	4	4	4							10
8	.	22487-100200	PIN 10X20	4	4								1
8-1	.	22487-100160	PIN 10X 16	4	4	4					N		1
9	.	1A6230-43010 (A=F610001)(B=F610001)	FENDER	1									1
9-1	.	7A6230-43010	FENDER 16EU	1							N		1
10	.	1E6910-04940 (A=F610080)	TAPE 20X70, SOFT	1	1	1							1
11	.	7A6155-43010	FENDER 18J				1						1

N109109

N109109

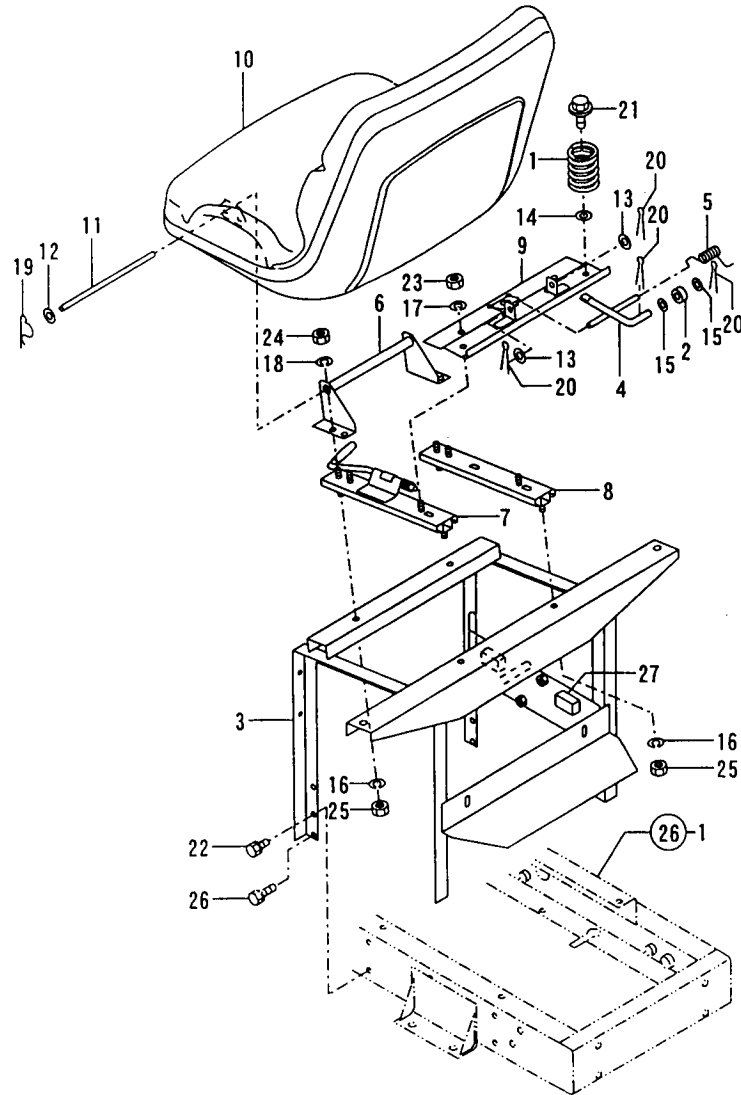
31. OPERATOR SEAT

1H09
(1H05)
NPC-3226

31. OPERATOR SEAT

98.03.23

(A)=LD16
(B)=LD18
(C)=LD18MJ
(D)=
(E)=
(F)=



N109110

REF. NO.	LEV. 0	PART NO.	DESCRIPTION	QTY						I	P	U	A	R
				(A)	(B)	(C)	(D)	(E)	(F)					
1	.	1W4982-11540	SPRING	2	2	2								1
2	.	1W3985-11710	BUSHING	1	1	1								1
3	.	1A6150-44150	BRACKET COMP, SEAT	1	1									1
3-1	.	1A6150-44151	BRACKET COMP, SEAT	1	1	1							N	1
		(A=F610001)(B=F610001)												
I 3-2	.	1A6150-44152	BRACKET COMP., SEAT	1	1	1							N	
		(A=F610150)(B=F610352)(C=F610352)												
4	.	1A6150-44300	LEVER, GOVERNOR	1	1	1								1
5	.	1A6150-44330	SPRING, LEVER RETURN	1	1									1
5-1	.	1A6150-44333	SPRING, LEVER RETURN	1	1	1							N	
		(A=F610001)(B=F610001)												
6	.	1A6150-44350	STAY ASSY, SEAT	1	1	1								1
7	.	1W4647-50140	ADJUSTER L	1	1	1								1
8	.	1W4647-50150	ADJUSTER R	1	1	1								1
9	.	1W4647-50160	BASE, OPR. SEAT PLATE	1	1	1								1
10	.	198511-63100	SEAT COMPL.	1	1	1								1
11	.	198511-63120	PIN, OPR. SEAT HINGE	1	1	1								1
12	.	22137-080000	WASHER 8, POLISHED	2	2									10
12-1	.	22117-080000	WASHER 8	2	2	2							N	10
		(A=F610001)(B=F610001)												
13	.	22137-080000	WASHER 8, POLISHED	2	2									10
13-1	.	22117-080000	WASHER 8	2	2	2							N	10
		(A=F610001)(B=F610001)												
14	.	22137-080000	WASHER 8, POLISHED	2	2								Z	10
		(A=F610001)(B=F610001)												
15	.	22137-100000	WASHER 10, POLISHED	2	2									10
15-1	.	22117-100000	WASHER 10	2	2	2							N	10
		(A=F610001)(B=F610001)												
16	.	22217-080000	SPRING WASHER 8	4	4									10
17	.	22217-080000	SPRING WASHER 8	2	2	2								10
18	.	22217-080000	SPRING WASHER 8	4	4	4								10
19	.	22360-080000	SNAP PIN 8	2	2	2								10
20	.	22417-250200	COTTER PIN 2.5X20	4	4	4								10
21	.	26018-080202	BOLT M 8X 20	2	2	2								10
22	.	26013-080162	BOLT W/WASHER M8X16	8	8	8								10
23	.	26716-080002	NUT M 8	2	2	2								10
24	.	26716-080002	NUT M 8	4	4	4								10
25	.	26716-080002	NUT M 8	4	4	4								10
26	.	26013-080202	BOLT W/WASHER M8X20	2	2	2								10
I 26-1	.	26013-100202	BOLT W/WASHER M10X20	2	2	2							N	10
		(A=F610150)(B=F610352)(C=F610352)												
I 27	.	198230-61880	STOPPER	2	2	2							W	1
		(A=F610150)(B=F610352)(C=F610352)												

N109110

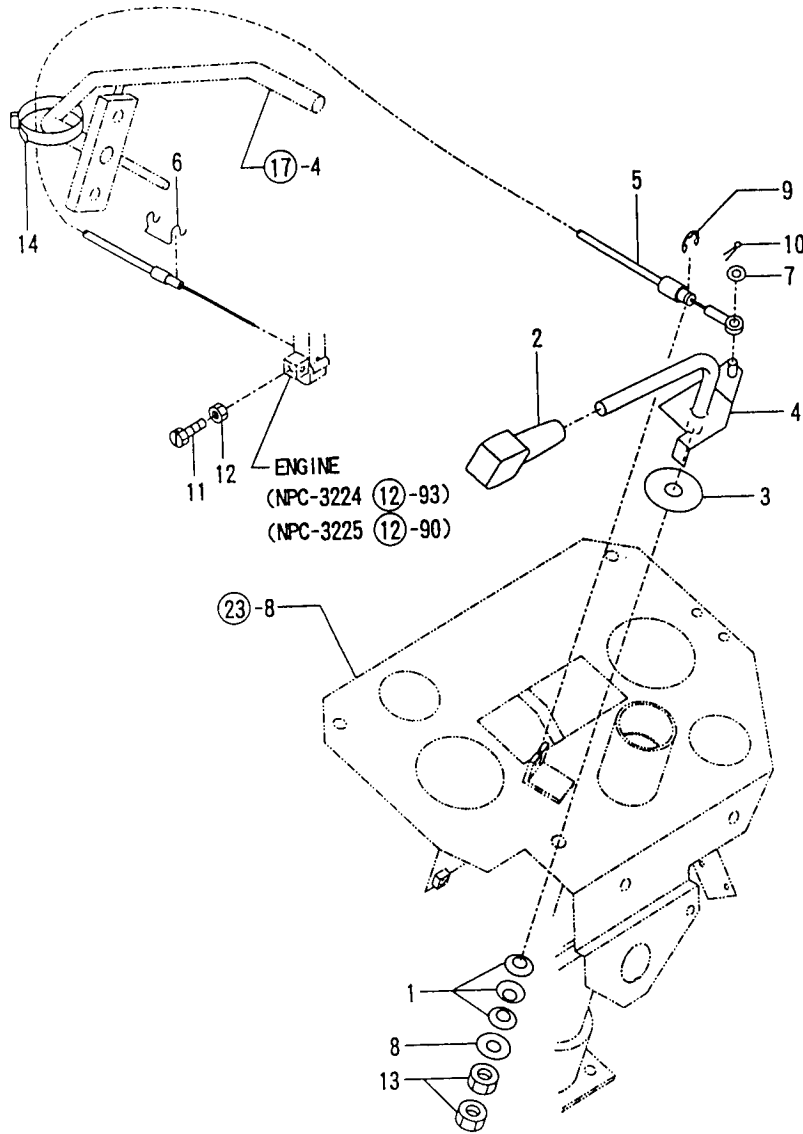
32. ENGINE CONTROL

1H11
(1H10)
NPC-3226

32. ENGINE CONTROL

98.03.23

(A)=LD16 (D)=
(B)=LD18 (E)=
(C)=LD18MJ (F)=



REF. NO.	LEV. 0	PART NO.	DESCRIPTION	Q'TY						I	P	U	A	R
				(A)	(B)	(C)	(D)	(E)	(F)					
1	.	194740-00160	WASHER 10, CONICAL	3	3	3								10
2	.	194940-01230	KNOB, ACCELERAT. LEVER	1	1									1
2-1	.	194150-01190	KNOB, THROTTLE LEVER	1	1	1						N		1
(A=F610001) (B=F610001)														
3	.	198220-01261	PLATE, FRICTION	1	1	1								1
4	.	1A6150-51010	LEVER,	1	1	1								1
5	.	1A6150-51100	WIRE, ACCEL	1	1									1
5-1	.	1A6150-51101	WIRE, ACCEL	1	1	1						N		1
(A=F610001) (B=F610001)														
6	.	1A6150-51110	SPRING, ACCEL. WIRE LC	1	1	1								1
7	.	22137-060000	WASHER 6, POLISHED	1	1									10
7-1	.	22117-060000	WASHER 6	1	1	1						N		10
(A=F610001) (B=F610001)														
8	.	22137-100000	WASHER 10, POLISHED	1	1	1								10
9	.	22273-000070	CIRCLIP E- 7	1	1	1								10
10	.	22417-160160	COTTER PIN 1.6X16	1	1	1								30
11	.	26117-040088	BOLT M 4X 8 PLATED	1	1	1								10
12	.	26716-040002	NUT M 4	1	1	1								10
13	.	26796-100002	NUT M10, LOCK	2	2									10
13-1	.	26756-100002	LOCK NUT M10 PLATED	2	2	2						N		10
(A=F610001) (B=F610001)														
14	.	1E6102-84960	BAND 250, WIRE LOCK	1	1	1								1

N109111

N109111

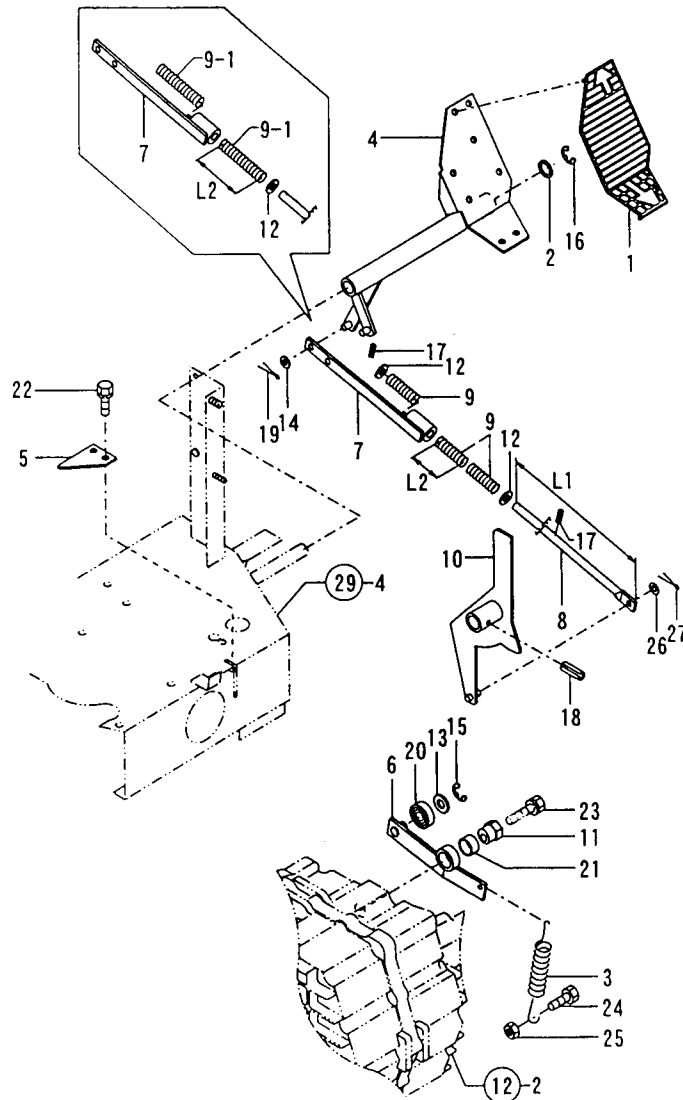
33. CHANGE CONTROL

1H12
(1H10)
NPC-3226

33. CHANGE CONTROL

98.03.23

(A)=LD16 (D)=
(B)=LD18 (E)=
(C)=LD18MJ (F)=



N109112

(1)L1=REFER NO.8 378MM,NO.8-1 415MM
(2)L2=REFER NO.9 44MM,NO.9-1 89MM

REF. NO.	LEV. 0	PART NO.	DESCRIPTION	Q'TY						I	P	U	A	R
				(A)	(B)	(C)	(D)	(E)	(F)					
1	.	1W4981-10441	RUBBER	1	1	1								1
2	.	1A1380-23710	WASHER 16.5X23X2	1	1	1								1
3	.	194200-37510	SPRING, RETURN	1	1	1								2
4	.	1A6150-53100	PEDAL COMP.,HST	1	1	1								1
5	.	1A6150-53180	STOPPER,HST PEDAL	1	1	1								1
6	.	1A6150-53200	ARM COMP.,NEUTRAL	1	1	1								1
7	.	1A6150-53300	ROD A COMP.,CHANGE	1	1	1								1
8	.	1A6150-53320	ROD B,CHANGE	1	1	1								1
I 8-1	.	1A6150-53321	ROD B,CHANGE	1	1	1						S		(1)
		(A=F610150) (B=F610352) (C=F610352)												
9	.	1A6150-53340	SPRING,HST ROD	3	3	3								1
I 9-1	.	1A6150-53341	SPRING,HST ROD	2	2	2						S		(2)
		(A=F610150) (B=F610352) (C=F610352)												
10	.	1A6150-53350	CAM COMP.,NEUTRAL	1	1	1								1
11	.	1A6150-53380	SHAFT	1	1	1								1
12	.	22117-100000	WASHER 10	2	2	2								10
13	.	22117-120000	WASHER 12	1	1	1								10
14	.	22137-080000	WASHER 8, POLISHED	1	1									10
14-1	.	22117-080000	WASHER 8	1	1	1							N	10
		(A=F610001) (B=F610001)												
15	.	22273-000090	CIRCLIP E- 9	1	1	1								10
16	.	22272-000120	CIRCLIP E-12	1	1	1								10
17	.	22351-030020	SPRING PIN 3X20	2	2	2								10
18	.	22351-060032	SPRING PIN 6X32	1	1	1								10
19	.	22417-250160	COTTER PIN 2.5X16	1	1									30
19-1	.	22417-250200	COTTER PIN 2.5X20	1	1	1							N	10
		(A=F610001) (B=F610001)												
20	.	24104-062014	BALL BEARING 6201UU	1	1	1								1
21	.	24550-020120	BUSH 20X12,DRY	1	1	1								1
22	.	26013-080202	BOLT W/WASHER M8X20	2	2	2								10
23	.	26013-100402	BOLT M10X 40	1	1	1								10
24	.	26116-080252	BOLT M 8X 25 PLATED	1	1	1								10
25	.	26716-080002	NUT M 8	1	1	1								10
26	.	22117-080000	WASHER 8	1	1	1							W	10
		(A=F510001) (B=F510001)												
27	.	22417-250200	COTTER PIN 2.5X20	1	1	1							W	10
		(A=F510001) (B=F510001)												

REMARKS
(1)L1=REFER NO.8 378MM,NO.8-1 415MM
(2)L2=REFER NO.9 44MM,NO.9-1 89MM

N109112

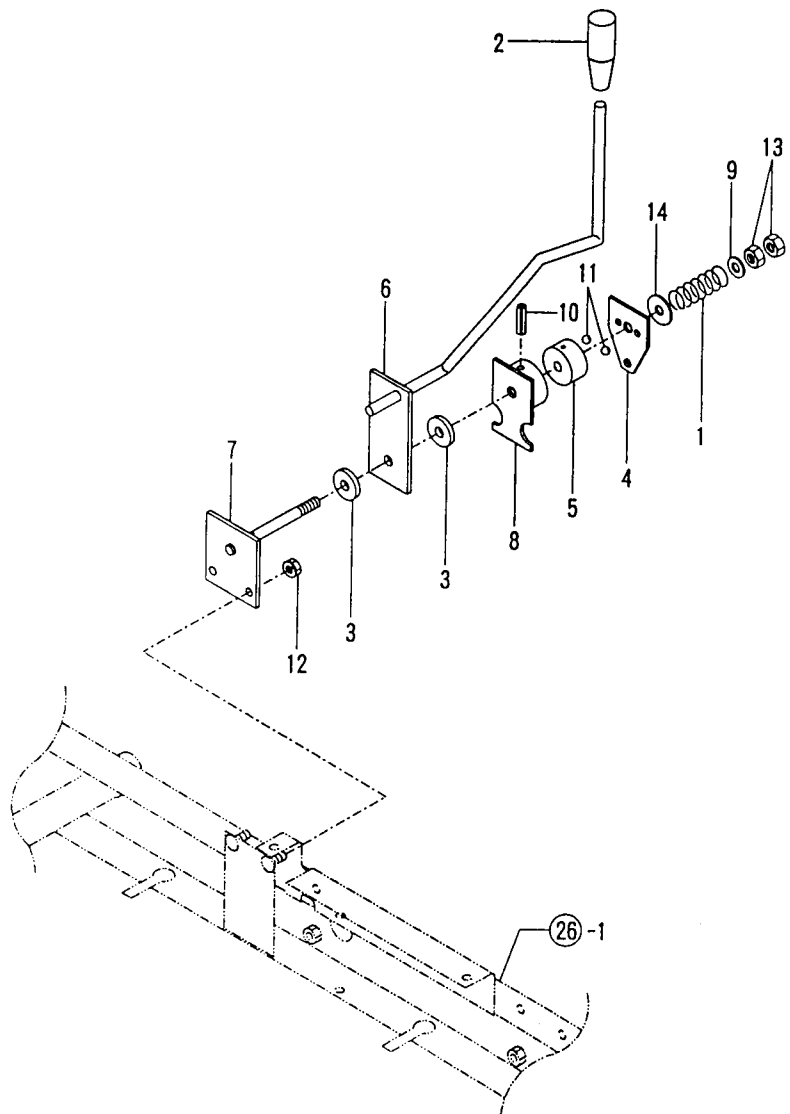
34. CRUISE CONTROL

1H13
(1H10)
NPC-3226

34. CRUISE CONTROL

98.03.23

(A)=LD16 (D)=
(B)=LD18 (E)=
(C)=LD18MJ (F)=



REF. NO.	LEV. 0	PART NO.	DESCRIPTION	-----QTY-----						I P/U A R	
				(A)	(B)	(C)	(D)	(E)	(F)		
1	-	194630-01150	SPRING				1	1			1
2	-	194940-01230	KNOB, ACCELERAT. LEVER				1	1			1
3	-	198220-01261	PLATE, FRICTION				2	2			1
4	-	1A6150-53420	CAM A				1	1			1
5	-	1A6150-53430	CAM B				1	1			1
6	-	1A6150-53440	LEVER COMP., CRUISE				1	1			1
7	-	1A6150-53470	SHAFT COMP., CRUISE				1	1			1
8	-	1A6150-53500	PLATE ASSY, PRESSURE				1	1			1
9	-	22137-100000	WASHER 10, POLISHED				1	1			10
10	-	22351-040032	SPRING PIN 4X32				1	1			10
11	-	24190-100003	BALL 5/16				2	2			5
12	-	26051-080002	NUT M 8				2	2			20
13	-	26756-100002	LOCK NUT M10 PLATED				2	2			10
14	-	172147-61520	SPACER				1	1			1

N109113

N109113

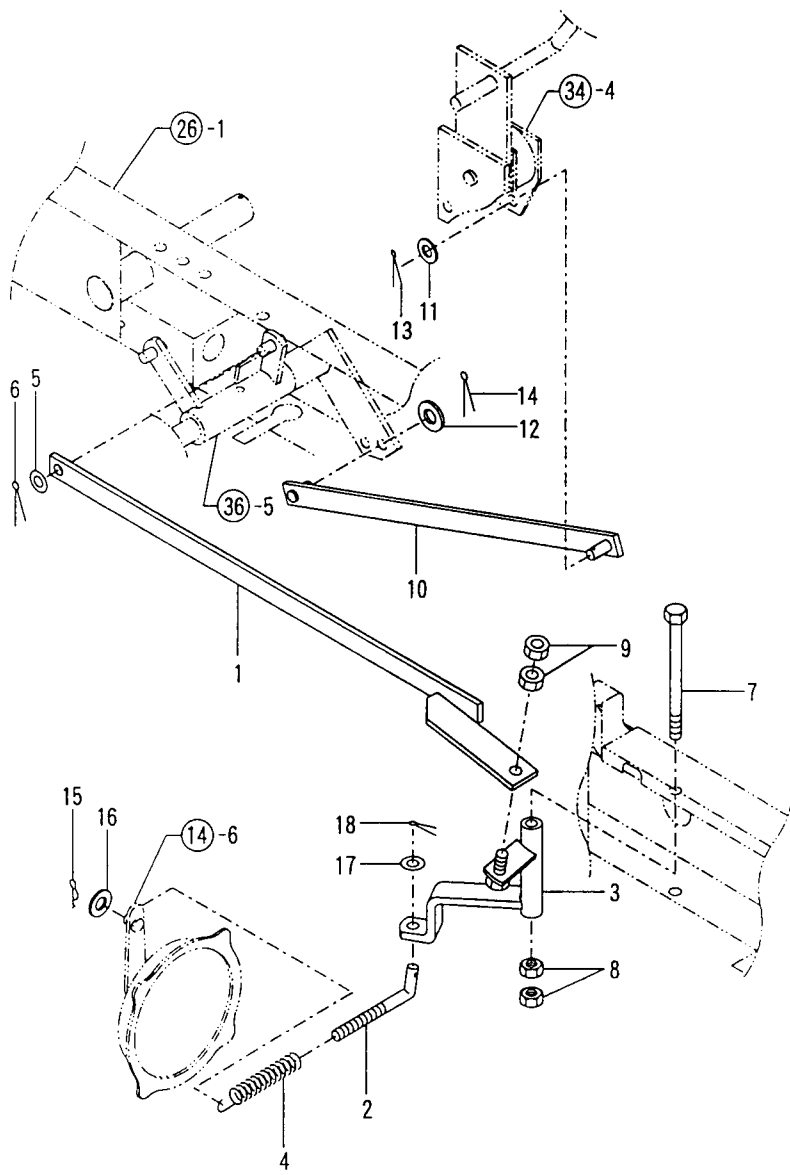
35. BRAKE ROD

1H14
(1H10)
NPC-3226

35. BRAKE ROD

98.03.23

(A)=LD16 (D)=
(B)=LD18 (E)=
(C)=LD18MJ (F)=



REF. NO.	LEV. 0	PART NO.	DESCRIPTION	QTY						I P/U A R
				(A)	(B)	(C)	(D)	(E)	(F)	
1	.	1A6150-54540	ROD A COMP.,BRAKE	1	1	1				1
2	.	1A6150-54580	ROD C,BRAKE	1	1	1				1
3	.	1A6150-54700	LINK COMP.,BRAKE ROD	1	1	1				1
4	.	1A1550-56250	SPRING, BRAKE	1	1	1				1
5	.	22137-080000	WASHER 8, POLISHED	1	1					10
5-1	.	22117-080000	WASHER 8	1	1	1				N 10
(A=F610001) (B=F610001)										
6	.	22417-250160	COTTER PIN 2.5X16	1	1					30
6-1	.	22417-250200	COTTER PIN 2.5X20	1	1	1				N 10
(A=F610001) (B=F610001)										
7	.	26116-081002	BOLT M 8X100 PLATED	1	1	1				10
8	.	26716-080002	NUT M 8	2	2	2				10
9	.	26716-080002	NUT M 8	2	2	2				10
10	.	1A6150-53600	ROD B COMP.,BRAKE	1	1	1				1
11	.	22137-080000	WASHER 8, POLISHED	1	1					10
11-1	.	22117-080000	WASHER 8		1	1				N 10
(B=F610001)										
12	.	22137-080000	WASHER 8, POLISHED	1	1					10
12-1	.	22117-080000	WASHER 8		1	1				N 10
(B=F610001)										
13	.	22417-200160	COTTER PIN 2.0X16	1	1					10
13-1	.	22417-250200	COTTER PIN 2.5X20	1	1					N 10
(B=F610001)										
14	.	22417-250160	COTTER PIN 2.5X16	1	1					30
14-1	.	22417-250200	COTTER PIN 2.5X20	1	1					N 10
(B=F610001)										
15	.	1C6281-52310	PIN 6,COME-OFF SNAP	1	1	1				1
16	.	22137-060000	WASHER 6, POLISHED	1	1					10
16-1	.	22117-060000	WASHER 6	1	1	1				N 10
(A=F610001) (B=F610001)										
17	.	22117-080000	WASHER 8	1	1	1				W 10
(A=F610001) (B=F610001)										
18	.	22417-250200	COTTER PIN 2.5X20	1	1	1				W 10
(A=F510001) (B=F510001)										

N109114

N109114

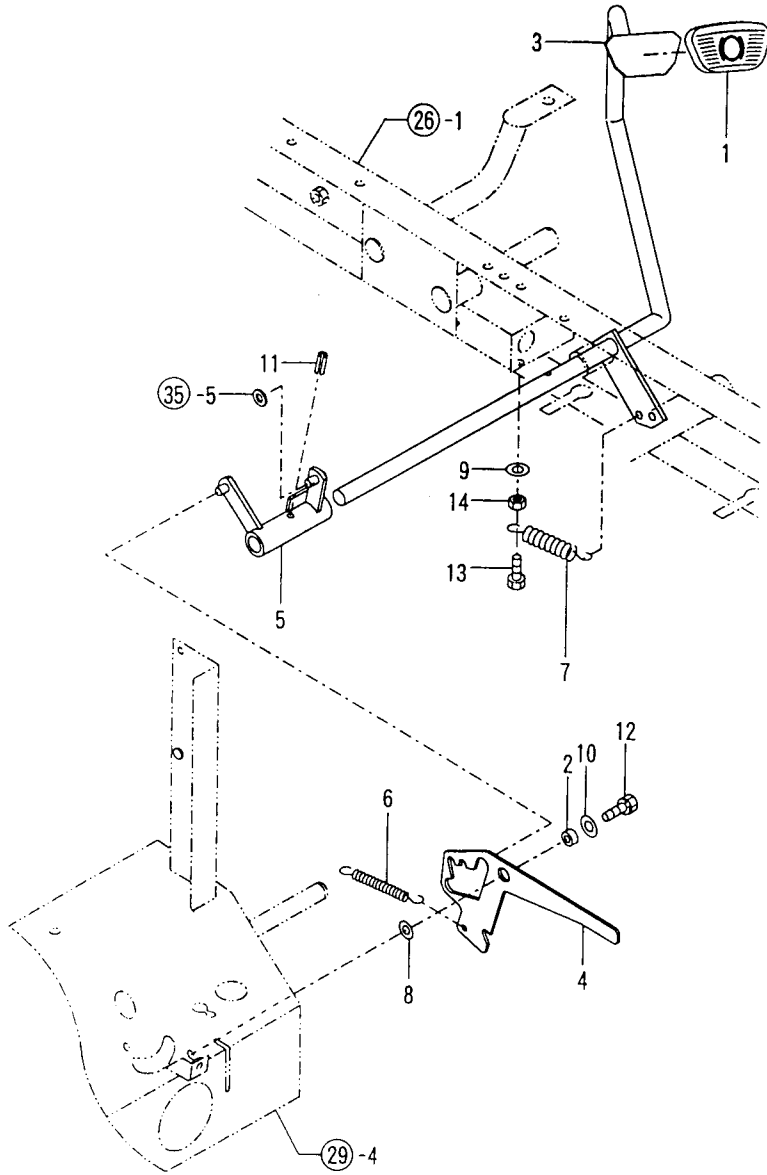
36. BRAKE PEDAL

1H15
(1H10)
NPC-3226

36. BRAKE PEDAL

98.03.23

(A)=LD16 (D)=
(B)=LD18 (E)=
(C)=LD18MJ (F)=



REF. NO.	LEV. 0	PART NO.	DESCRIPTION	Q'TY						I	P/U	A	R
				(A)	(B)	(C)	(D)	(E)	(F)				
1	.	1W4981-10850	RUBBER	1	1	1							1
2	.	1S7065-11450	COLLAR 8X14X7	1	1	1							1
I 2-	1.	1A6150-54370	COLLAR 8X14X7	1	1	1						N	
(A=F610150) (B=F610352) (C=F610352)													
3	.	1A6150-54300	PEDAL ASSY	1	1								1
3-	1.	1A6150-54301	PEDAL ASSY	1	1	1						N	1
(A=F610001) (B=F610001)													
4	.	1A6150-54360	LOCK PLATE	1	1	1							1
5	.	1A6150-54400	LINK, BRAKE	1	1	1							1
6	.	1A6150-54650	SPRING, PAKKING BRAKE	1	1	1							1
7	.	194200-37510	SPRING, RETURN	1	1	1							2
8	.	22117-140000	WASHER 14	1	1	1							10
8-	1.	1E6030-73130	COLLAR 14.5X32X3.2	1	1	1						N	1
(A=F610001) (B=F610001)													
9	.	22137-080000	WASHER 8, POLISHED	1	1	1							W 10
(A=F610001) (B=F610001)													
10	.	22157-080000	WASHER 8	1	1								Z 10
(A=F510001) (B=F510001)													
11	.	22351-060032	SPRING PIN 6X32	1	1	1							10
12	.	26013-080252	BOLT M 8X 25	1	1	1							10
13	.	26116-080402	BOLT M 8X 40 PLATED	1	1								10
13-	1.	26116-080352	BOLT M 8X 35	1	1	1						N	10
(A=F610001) (B=F610001)													
14	.	26716-080002	NUT M 8	1	1	1							10

N109115

N109115

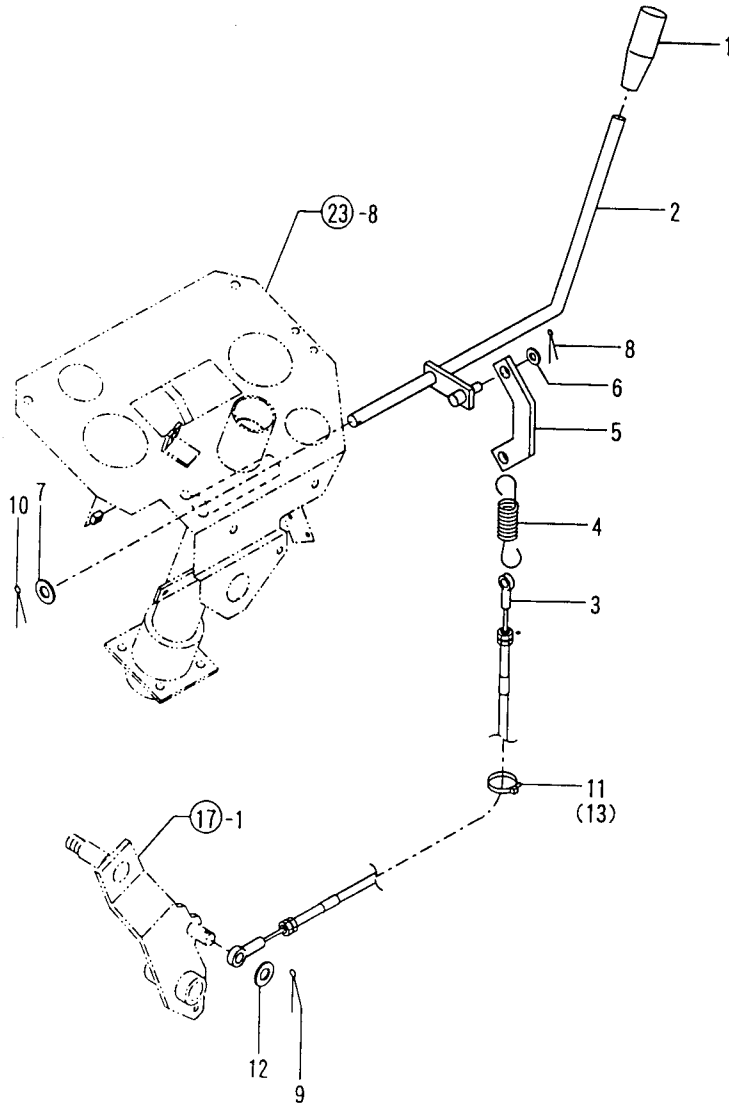
37. CLUTCH LEVER

1H16
(1H10)
NPC-3226

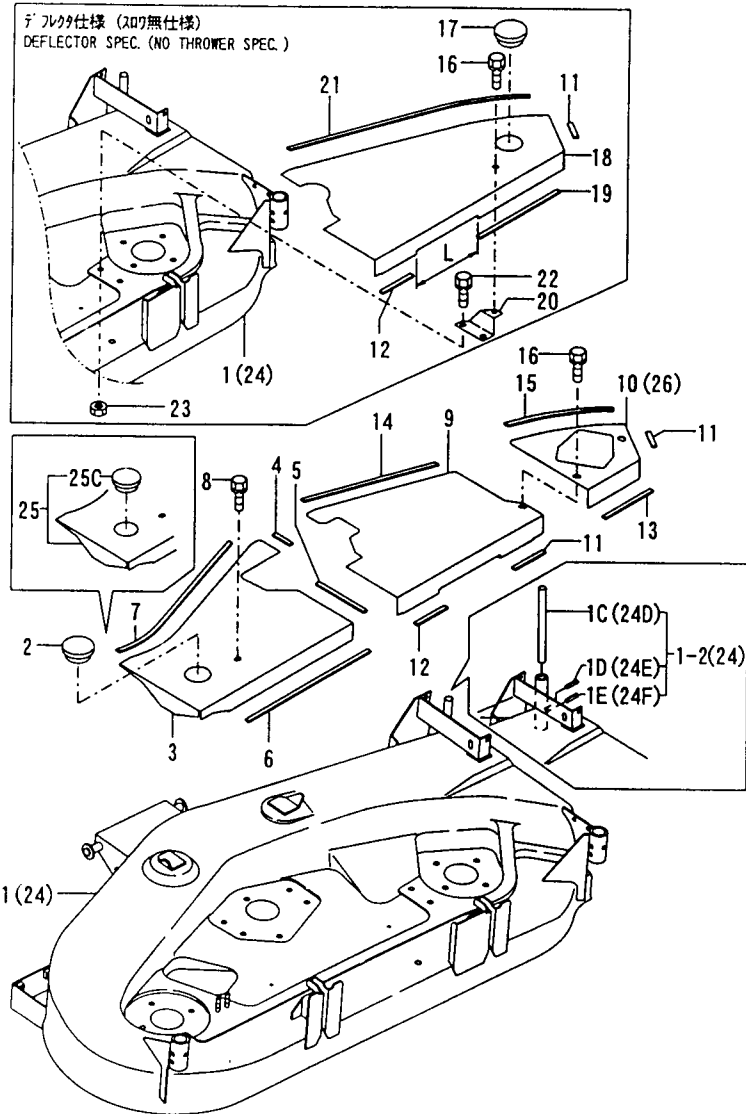
37. CLUTCH LE

98.03.23

(A)=LD16
(B)=LD18
(C)=LD18MJ
(D)=
(E)=
(F)=



REF. NO.	LEV. O	PART NO.	DESCRIPTION	Q'TY						I	P	U	A	R
				(A)	(B)	(C)	(D)	(E)	(F)					
1	.	194940-01230	KNOB, ACCELERAT.-LEVER	1	1	1								1
2	.	1A6150-57100	LEVER, P.T.O.	1	1	1								1
3	.	1A6150-57200	WIRE, P.T.O.CLUTCH	1	1									1
3-1	.	1A6150-57201 (A=F610001) (B=F610001)	WIRE, P.T.O.CLUTCH	1	1	1						Q		1
4	.	1A6150-57210	SPR'G, CLTCH WIRE ARM	1	1									1
4-1	.	1A6150-57211 (A=F610001) (B=F610001)	SPRING	1	1	1						Q		1
5	.	1A6150-57220	LINK	1	1	1								1
6	.	22137-080000	WASHER 8, POLISHED	1	1									10
6-1	.	22117-080000 (A=F510001) (B=F510001)	WASHER 8	1	1	1						N		10
7	.	22137-120000	WASHER 12, POLISHED	1	1									10
7-1	.	22117-120000 (A=F610001) (B=F610001)	WASHER 12	1	1	1						N		10
8	.	22417-200160	COTTER PIN 2.0X16	1	1	1								10
9	.	22417-200160	COTTER PIN 2.0X16	1	1	1								10
10	.	22417-250200	COTTER PIN 2.5X20	1	1	1								10
11	.	1E6102-84960	BAND 250, WIRE LOCK	3	3									1
11-1	.	1E6102-84960 (A=F510001) (B=F510001)	BAND 250, WIRE LOCK	2	2	2						K		1
12	.	22137-080000	WASHER 8, POLISHED	1	1									10
12-1	.	22117-080000 (A=F610001) (B=F610001)	WASHER 8	1	1	1						N		10
13	.	1E6102-84970 (A=F510001) (B=F510001)	BAND 140, WIRE LOCK	1	1	1						W		1



(1)L=REFER NO.18 170MM,NO.18-1 190MM
 (2)D=REFER NO.3 53MM,NO.3-1 55MM

N109117

1102
 (1101)
 NPC-3226

(A)=LD16 (D)=
 (B)=LD18 (E)=
 (C)=LD18MJ (F)=

REF. NO.	LEV. 0	PART NO.	DESCRIPTION	Q'TY						I	P	U	A	R
				(A)	(B)	(C)	(D)	(E)	(F)					
1	.	1A6150-61000	DECK ASSY, MOWER	1	1									1
1-1	.	1A6150-61001	DECK ASSY, MOWER	1	1								N	1
		(A=F610001) (B=F610001)												
1-2	.	7A6150-61000	DECK ASSY, MOWER	1	1									1
		(A=F610080) (B=F610143)												
I 1C	..	1A6150-61320		1	1									W
		(A=F610150) (B=F810001)												
I 1D	..	22351-050025	SPRING PIN 5X25	1	1									W 10
		(A=F610150) (B=F810001)												
I 1E	..	22351-060025	SPRING PIN 6X25	1	1									W 10
		(A=F610150) (B=F810001)												
2	.	1A1041-11200	CAP, MAIN PULLEY	1	1									1
I 2-1	.	1E6470-37420	CAP 60	1	1									N 1
		(A=F610150) (B=F810001)												
3	.	1A6150-61700	COVER (L)	1	1									1
I 3-1	.	1A6150-61701	COVER (L)	1	1									S (2)
		(A=F610150) (B=F810001)												
4	.	1A6150-61830	SEAL 3X10X50	1	1	1								1
5	.	1A6150-61850	SEAL 3X10X135	1	1	1								1
6	.	1A6150-61870	SEAL 3X10X345	1	1	1								1
7	.	1E8050-83240	MOLDINGS 440	1	1	1								1
I 8	.	26018-080162	BOLT M 8X 16	1	1	1								20
I 9	.	1A6150-61770	COVER	1	1	1								1
10	.	1A6150-61800	GRILLE R	1	1	1								1
I 10-1	..	1A6150-61801	COVER (R)	1	1									N 1
		(A=F610001) (B=F610001)												
I 11	.	1A6150-61830	SEAL 3X10X50	2	2	2								1
I 12	.	1A6150-61840	SEAL 3X10X85	1	1	1								1
I 13	.	1A6150-61850	SEAL 3X10X135	1	1	1								1
14	.	1A6150-61890	RUBBER 300, EDGE	1	1									1
14-1	.	1A6150-61891	RUBBER 250, EDGE	1	1	1								N 1
		(A=F610001) (B=F610001)												
15	.	1A6150-61900	RUBBER 220, EDGE	1	1	1								1
16	.	26013-080162	BOLT W/WASHER M8X16	1	1	1								10
I 16-1	.	26018-080162	BOLT M 8X 16	1	1	1								N 20
		(A=F610150) (B=F610352) (C=F610352)												
17	.	1A1041-11200	CAP, MAIN PULLEY											1
I 17-1	.	1E6470-37420	CAP 60	1	1	1								N 1
		(C=F810001)												
18	.	1A6150-61750	COVER R											1
I 18-1	.	1A6150-61751	COVER (R)	1	1	1								S (1)
		(C=F810001)												
19	.	1A6150-61860	SEAL 3X10X225	1	1	1								1
20	.	1A6150-61960	STAY R, COVER	1	1	1								1
21	.	1E6681-76410	MOLDINGS 525	1	1	1								1
22	.	26013-100202	BOLT W/WASHER M10X20	2	2	2								10
23	.	26716-100002	NUT 10	2	2	2								10
24	.	7A6155-61000	DECK ASSY, MOWER J											1
I 24D	..	1A6150-61320												W
		(C=F810001)												
I 24E	..	22351-050025	SPRING PIN 5X25											W 10
		(C=F810001)												
I 24F	..	22351-060025	SPRING PIN 6X25											W 10
		(C=F810001)												
		(C=F810001)												

** CONTINUE **

N109117

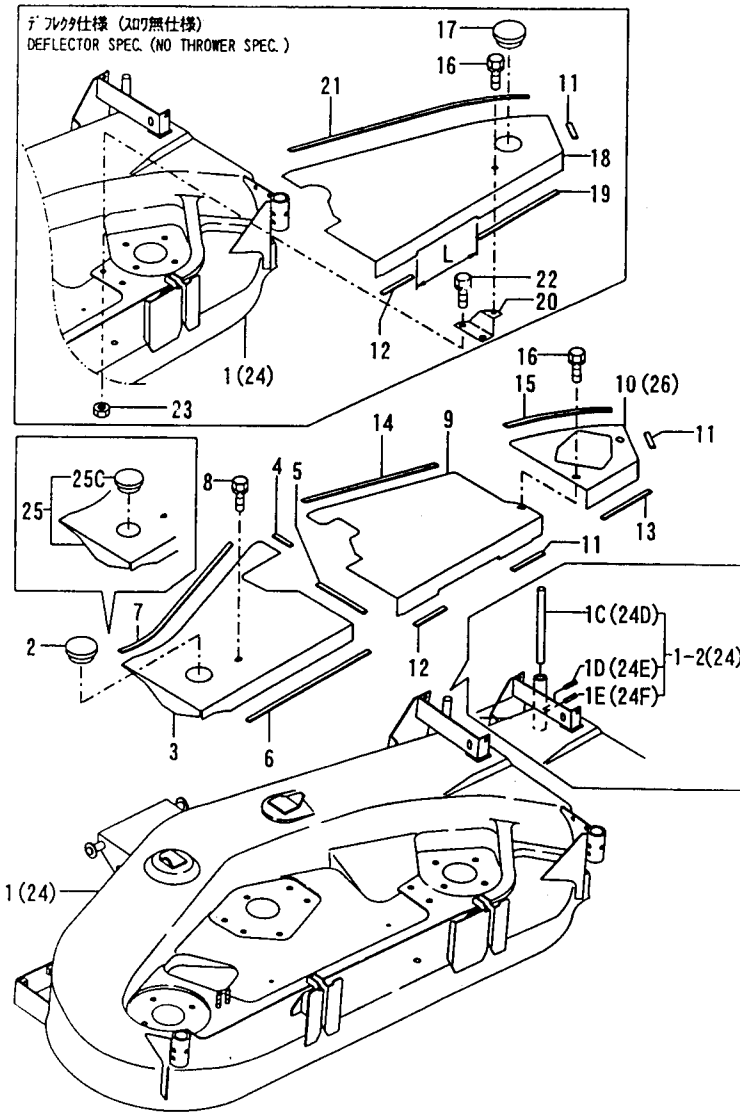
38. MOWER DECK

1103
(1101)
NPC-3226

38. MOWER DF

98.03.23

(A)=LD16 (D)=
(B)=LD18 (E)=
(C)=LD18MJ (F)=



REF. NO.	LEV. 0	PART NO.	DESCRIPTION	Q'TY						I	P/U	A	R
				(A)	(B)	(C)	(D)	(E)	(F)				
25	.	7A6155-61700	COVER LJ				1						1
I 25C	..	1E6470-37420	CAP 60 (C=F810001)				1				W		1
I 26	.	7A6155-61800	COVER(R)				1						1

N109117

(1)L=REFER NO.18 170MM,NO.18-1 190MM
(2)D=REFER NO.3 53MM,NO.3-1 55MM

REMARKS
(1)L=参照品NO.18/170mm NO.18-1/190mm (1)L=REFER NO.18 170MM,NO.18-1 190MM
(2)D=参照品NO.3 / 53mm,NO3-1 / 55mm (2)D=REFER NO.3 53MM,NO.3-1 55MM

N109117

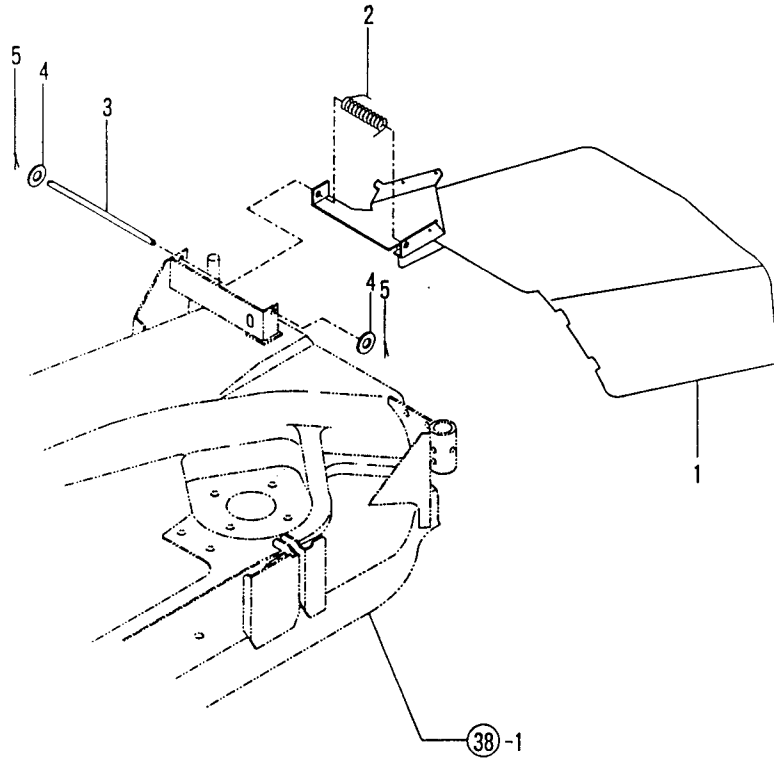
39. ABANDON COVER

1104
(1101)
NPC-3226

39. ABANDON COVER

98.03.23

(A)=LD16 (D)=
(B)=LD18 (E)=
(C)=LD18MJ (F)=



N109118

REF. NO.	LEV. 0	PART NO.	DESCRIPTION	Q'TY						I	P/U	A	R
				(A)	(B)	(C)	(D)	(E)	(F)				
1	.	1A6150-61910	DEFLECTOR COMPL.	1	1							1	
1-1	.	1A6150-61911	DEFLECTOR COMPL.	1	1	1						N	1
		(A=F610001) (B=F610001)											
2	.	1A6150-61980	SPRING 3.0X 18X 71	1	1	1							1
3	.	198511-63120	PIN,OPR.SEAT HINGE	1	1	1							1
4	.	22117-080000	WASHER 8	2	2	2							10
5	.	22417-200160	COTTER PIN 2.0X16	2	2	2							10

N109118

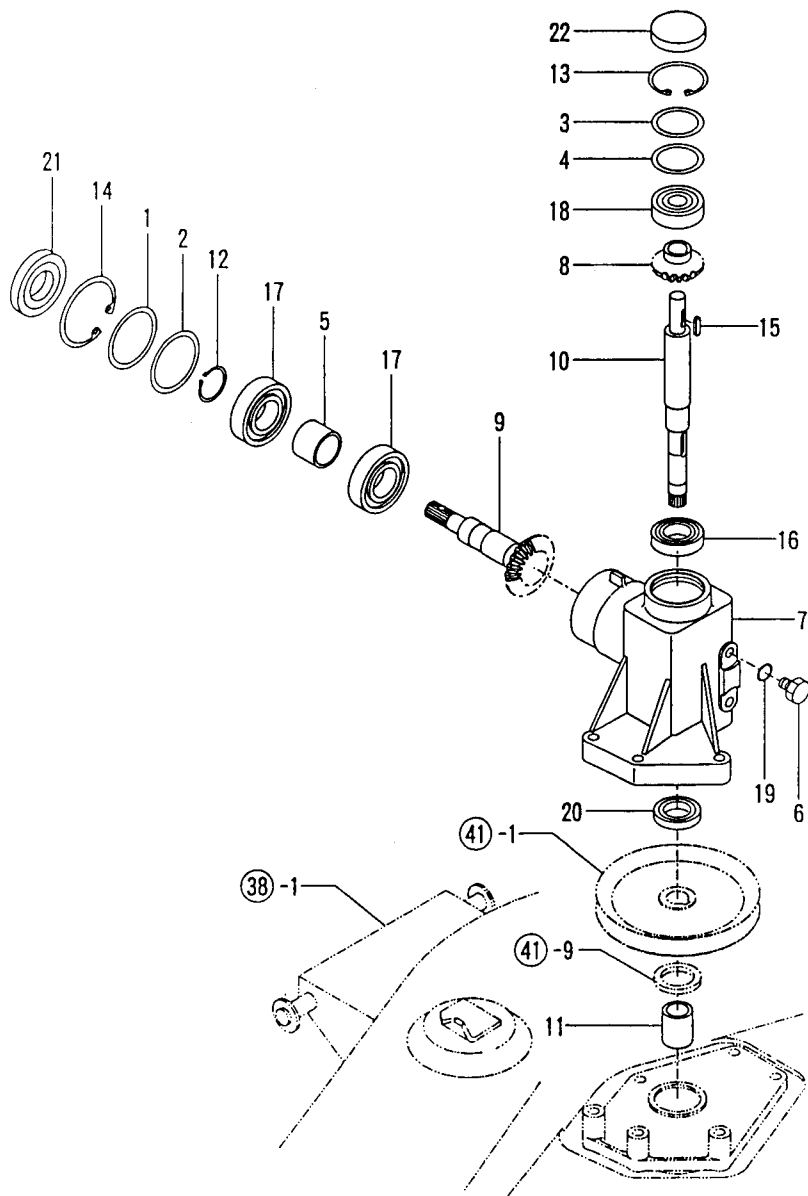
40. MOWER IN-PUT

1105
(1101)
NPC-3226

40. MOWER IN-

98.03.23

(A)=LD16
(B)=LD18
(C)=LD18MJ
(D)=
(E)=
(F)=



REF. NO.	LEV. 0	PART NO.	DESCRIPTION	Q'TY						I	P	U	A	R
				(A)	(B)	(C)	(D)	(E)	(F)					
1	.	194194-13570	SHIM T=0.1	1	1	1								1
2	.	194194-13580	SHIM T=0.3	1	1	1								1
3	.	194200-25590	SHIM T=0.1	1	1	1								5
4	.	194200-25600	SHIM T=0.3	1	1	1								5
5	.	198511-26200	COLLAR 30X36X27.3	1	1	1								1
6	.	1A1040-48070	PLUG 10	2	2	2								2
7	.	1A6150-62010	CASE, BEVEL GEAR	1	1	1								1
8	.	1A6150-62070	GEAR 16T, BEVEL	1	1	1								1
9	.	1A6150-62090	GEAR 21T, BEVEL	1	1	1								1
10	.	1A6150-62100	SHAFT, BEVEL GEAR	1	1	1								1
11	.	1A6150-62200	COLLAR 20X27X32	1	1	1								1
12	.	22242-000300	CIRCLIP 30	1	1	1								10
13	.	22252-000471	CIRCLIP 47	1	1	1								10
14	.	22252-000621	CIRCLIP 62	1	1	1								10
15	.	22550-050200	KEY 5X20	1	1	1								1
16	.	24101-060054	BALL BEARING	1	1	1								1
17	.	24101-062064	BALL BEARING	2	2	2								1
18	.	24101-063034	BALL BEARING	1	1	1								1
19	.	24311-000125	O-RING 1A P-12.5	2	2	2								10
20	.	24421-254208	SEAL TC25 42 08, OIL	1	1	1								1
21	.	24421-306210	SEAL TC30 62 10, OIL	1	1	1								1
22	.	27260-470001	PLUG 47, COLLAR BORE	1	1	1								1

N109119

N109119

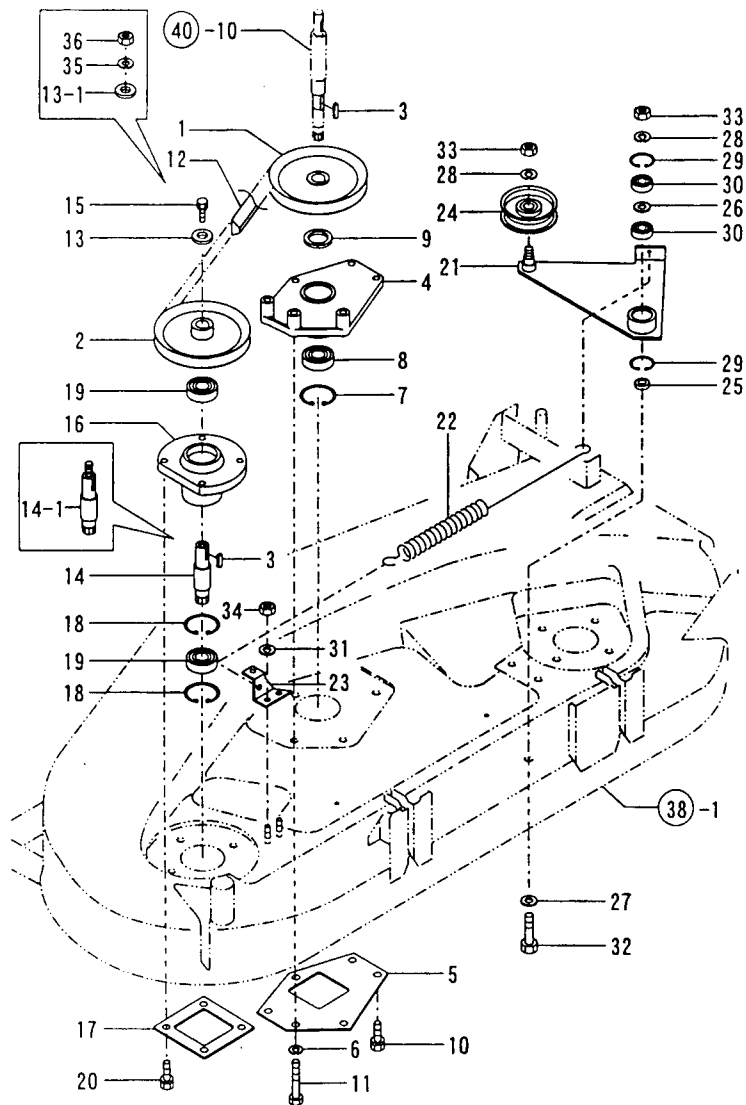
41. BLADE DRIVE

1106
(1101)
NPC-3226

41. BLADE DRIVE

98.03.23

(A)=LD16 (D)=
(B)=LD18 (E)=
(C)=LD18MJ (F)=



N109120

(1)NO THROEWR SPEC IS TWO ITEMS.

REF. NO.	LEV. 0	PART NO.	DESCRIPTION	Q'TY						I	P	U	A	R
				(A)	(B)	(C)	(D)	(E)	(F)					
1	.	1A6150-63010	V-PULLEY 146B1	1	1	1								1
2	.	1A6150-63160	V-PULLEY 146B2	2	2	2								1
3	.	22550-070200	KEY 7X20	3	3	3								1
4	.	1A6150-63030	HOLDER,CENTER PULLEY	1	1	1								1
5	.	1A6150-63050	SUPPORT A,HOLDER	1	1	1								1
6	.	22217-100000	SPRING WASHER 10	3	3	3								10
7	.	22252-000471	CIRCLIP 47	1	1	1								10
8	.	24104-062044	BALL BEARING	1	1	1								1
9	.	24430-304205	SEAL VC304205,OIL	1	1	1								1
10	.	26013-100252	BOLT W/WASHER M10X25	3	3	3								10
11	.	26116-100652	BOLT M10X 65 PLATED	3	3	3								10
12	.	25123-009001	V-BELT SP.B 90 H	1	1	1								1
13	.	1A1040-43900	SPRING WASHER	1	1	1								1
13-1	.	1E6020-25340	SPACER 9X28X4.5	1	1	1						N	1	(1
		(A=F610045) (B=F610091)												
I 13-2	.	22157-120000	WASHER 12	1	1	1						S	10	(1
		(A=F610150) (B=F810001) (C=F810001)												
14	.	1A6150-63100	SHAFT, BLADE	1	1	1								(1
I 14-1	.	1A6150-63101	SHAFT, BLADE	1	1	1						S		(1
		(A=F610150) (B=F810001) (C=F810001)												
I 15	.	26013-080202	BOLT W/WASHER M8X20	1	1	1						Z	10	(1
		(A=F610150) (B=F810001) (C=F810001)												
16	.	1A6150-63250	HOLDER,SIDE PULLEY	2	2	2								1
17	.	1A6150-63270	SUPPORT B,HOLDER	2	2	2								1
18	.	22252-000471	CIRCLIP 47	4	4	4								10
19	.	24104-062044	BALL BEARING	4	4	4								1
20	.	26013-100252	BOLT W/WASHER M10X25	8	8	8								10
21	.	1A6150-63300	ARM, TENSION	1	1	1								1
22	.	1A6150-63350	SPRING, TENSION	1	1	1								1
23	.	1A6150-63400	BRACKET COMP.,HOOK	1	1	1								1
24	.	1A6150-63500	ROLLER, TENSION	1	1	1								1
25	.	1E8060-65760	ROLLER 12X22X5.8	1	1	1								1
26	.	22117-120000	WASHER 12	1	1	1								10
27	.	22137-120000	WASHER 12,POLISHED	1	1	1								10
28	.	22217-120000	SPRING WASHER	2	2	2								10
29	.	22252-000320	CIRCLIP 32	2	2	2								10
30	.	24104-062014	BALL BEARING 6201UU	2	2	2								1
31	.	22217-080000	SPRING WASHER 8	2	2	2								10
32	.	26116-120502	BOLT M12X 50	1	1	1								10
33	.	26716-120002	NUT 12	2	2	2								10
34	.	26716-080002	NUT M 8	2	2	2								10
I 35	.	22217-120000	SPRING WASHER	1	1	1						W	10	(1
		(A=F610150) (B=F810001) (C=F810001)												
I 36	.	26716-120002	NUT 12	1	1	1						W	10	(1
		(A=F610150) (B=F810001) (C=F810001)												

REMARKS
(1)スロワシノシヨウハコズカニ2コトナリヌ

(1)NO THROEWR SPEC IS TWO ITEMS.

N109120

42. BLADE

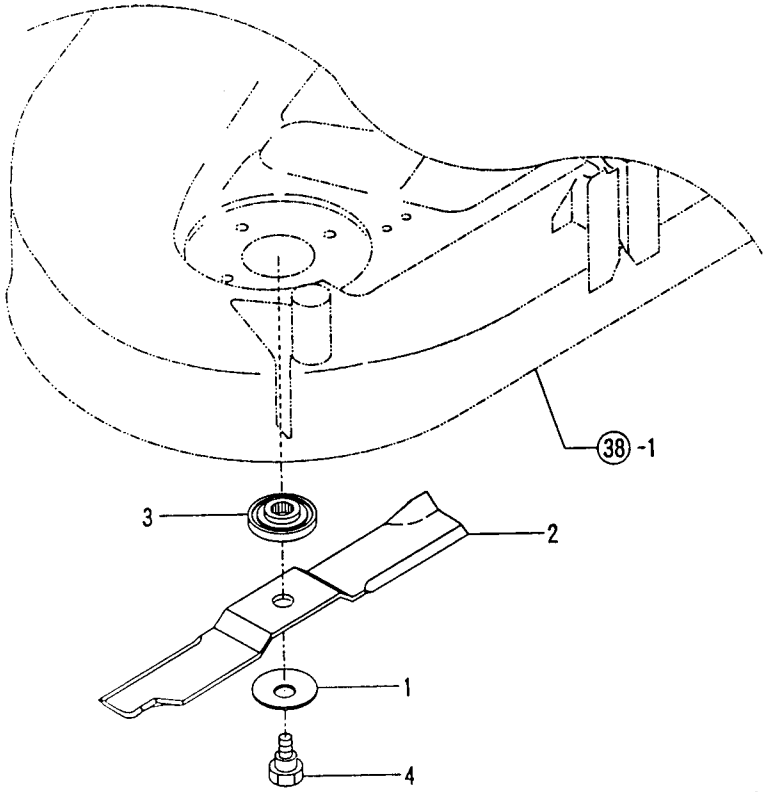
1107
(1101)
NPC-3226

42. BLADE

98.03.23

(A)=LD16
(B)=LD18
(C)=LD18MJ

(D)=
(E)=
(F)=



REF. NO.	LEV. 0	PART NO.	DESCRIPTION	-----Q'TY-----						I	P/U	A	R
				(A)	(B)	(C)	(D)	(E)	(F)				
1	.	197108-14120	SPRING, CONICAL	3	3	3							1
2	.	1A6150-64110	BLADE	3	3								1
2-1	.	1A6150-64111	BLADE	3	3	3					N		1
(A=F610001) (B=F610001)													
3	.	1A6150-64200	BRACKET, BLADE	3	3	3							1
4	.	1A6150-64210	BOLT M12, SHOULDER	3	3								1
4-1	.	1A6150-64211	BOLT M12, SHOULDER	3	3	3					N		1
(A=F510001) (B=F510001)													

N109121

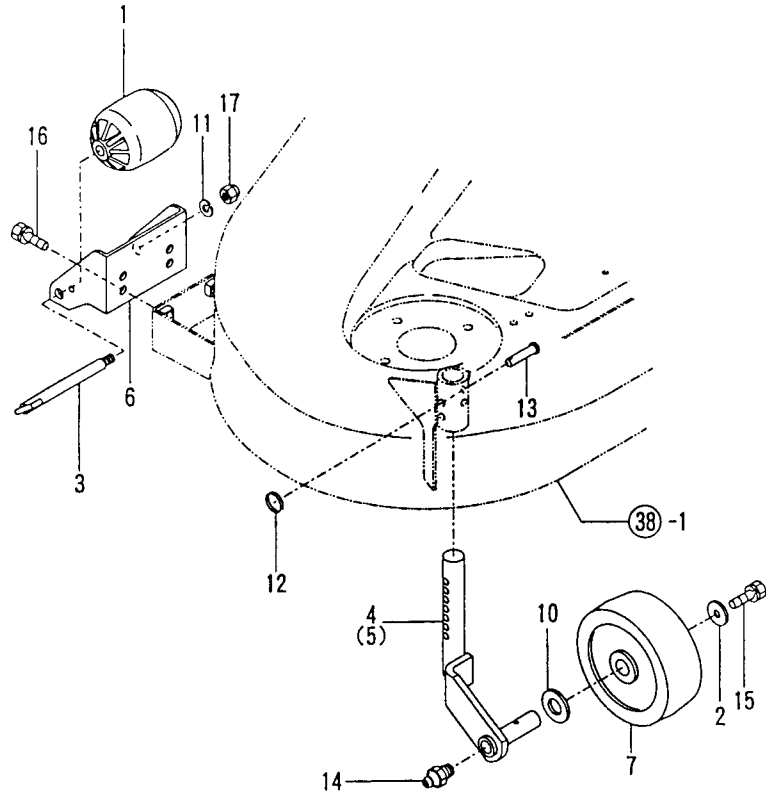
43. GAUGE WHEEL

1108
(1101)
NPC-3226

43. GAUGE WHEEL

98.03.23

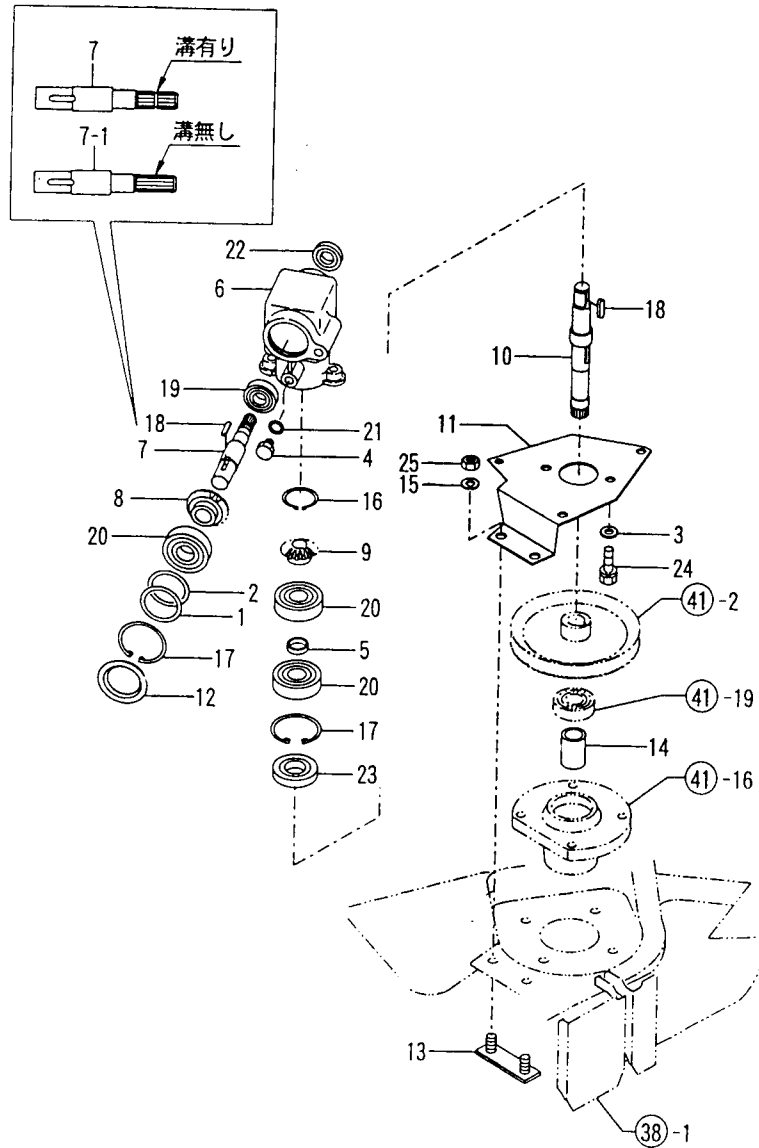
(A)=LD16 (D)=
(B)=LD18 (E)=
(C)=LD18MJ (F)=



REF. NO.	LEV. 0	PART NO.	DESCRIPTION	Q'TY						I	P	U	A	R
				(A)	(B)	(C)	(D)	(E)	(F)					
1	.	1W6521-10080	ROLLER	4	4	4								1
2	.	1E4070-46290	WASHER 9X30X3.2	2	2	2								1
3	.	1W6501-50020	SHAFT	4	4	4								1
I 3-	1	1A6150-66100 (A=F610150) (B=F610352) (C=F610352)	SHAFT	4	4	4						N		1
4	.	1W6522-50630	ARM L, CASTER	1	1	1								1
5	.	1W6522-50640	FORK	1	1	1								1
6	.	1W6522-60530	BRACKET	2	2	2								1
7	.	1A6150-66010	WHEEL ASSY., GAUGE	2	2	2								1
10	.	22137-200000	WASHER 20, POLISHED	2	2	2								10
11	.	22217-100000	SPRING WASHER 10	4	4	4								10
12	.	1E4010-76220	LOCK SPRING	2	2	2								5
13	.	22487-080400	PIN 8X 40	2	2	2								1
14	.	24761-070000	NIPPLE MT6, GREASE	2	2	2								1
14-	1	24761-010000	NIPPLE M6F, GREASE	2	2	2						R		5
15	.	26013-080202 (A=F510001) (B=F510001)	BOLT W/WASHER M8X20	2	2	2								10
16	.	26013-100202	BOLT W/WASHER M10X20	4	4	4								10
17	.	26667-100002	CAP NUT M10	4	4	4								10
I 17-	1	26716-100002 (A=F610150) (B=F610352) (C=F610352)	NUT 10	4	4	4						N		10

N109122

4.4. THROWER DRIVE



1110
(1109)
NPC-3226

4.4. THROWER DRIVE

98.03.23

(A)=LD16 (D)=
(B)=LD18 (E)=
(C)=LD18MJ (F)=

REF. NO.	LEV. 0	PART NO.	DESCRIPTION	Q'TY						I P/U A R
				(A)	(B)	(C)	(D)	(E)	(F)	
1	.	198511-25580	SHIM 41X51X0.1	1	1	1				1
2	.	198511-25590	SHIM 41X51X0.3	1	1	1				1
3	.	172110-36010	COLLAR	2	2	2				1
4	.	1A1040-48070	PLUG 10	2	2	2				2
5	.	1E7070-57060	COLLAR 20X25X6	1	1	1				1
6	.	1A6150-71010	CASE, THROWER BEVEL	1	1	1				1
7	.	1A6150-71150	SHAFT, OUTPUT I=4.48	1	1					1
7-1	.	1A6150-71151	SHAFT, OUTPUT (A=F610001) (B=F610001)	1	1	1				S 1
8	.	1A6150-71160	GEAR 17T, BEVEL	1	1	1				1
9	.	1A6150-71170	GEAR 15T, BEVEL	1	1	1				1
10	.	1A6150-71200	SHAFT	1	1	1				1
11	.	1A6150-71250	STAY CMP., THROWR.DR.	1	1					1
11-1	.	1A6150-71251	STAY CMP., THROWR.DR. (A=F610001) (B=F610001)	1	1	1				N 1
12	.	1A1700-92310	COVER W/FLNG.52,BLND	1	1	1				1
13	.	1A6150-71350	PLATE 25X81	1	1	1				1
14	.	1A6150-71370	COLLAR 20X27X38.7	1	1	1				1
15	.	22217-100000	SPRING WASHER 10	2	2	2				10
16	.	22242-000170	CIRCLIP 17	1	1	1				10
17	.	22252-000521	CIRCLIP 52	2	2	2				10
18	.	22550-050200	KEY 5X20	2	2	2				1
19	.	24101-062034	BALL BEARING	1	1	1				1
20	.	24101-063044	BALL BEARING	3	3	3				1
21	.	24311-000125	O-RING 1A P-12.5	2	2	2				10
22	.	24421-173507	SEAL TC17 35 07, OIL	1	1	1				1
23	.	24421-255210	OIL SEAL TC255210	1	1	1				1
24	.	26013-100252	BOLT W/WASHER M10X25	2	2	2				10
25	.	26716-100002	NUT 10	2	2	2				10

N109123

N109123

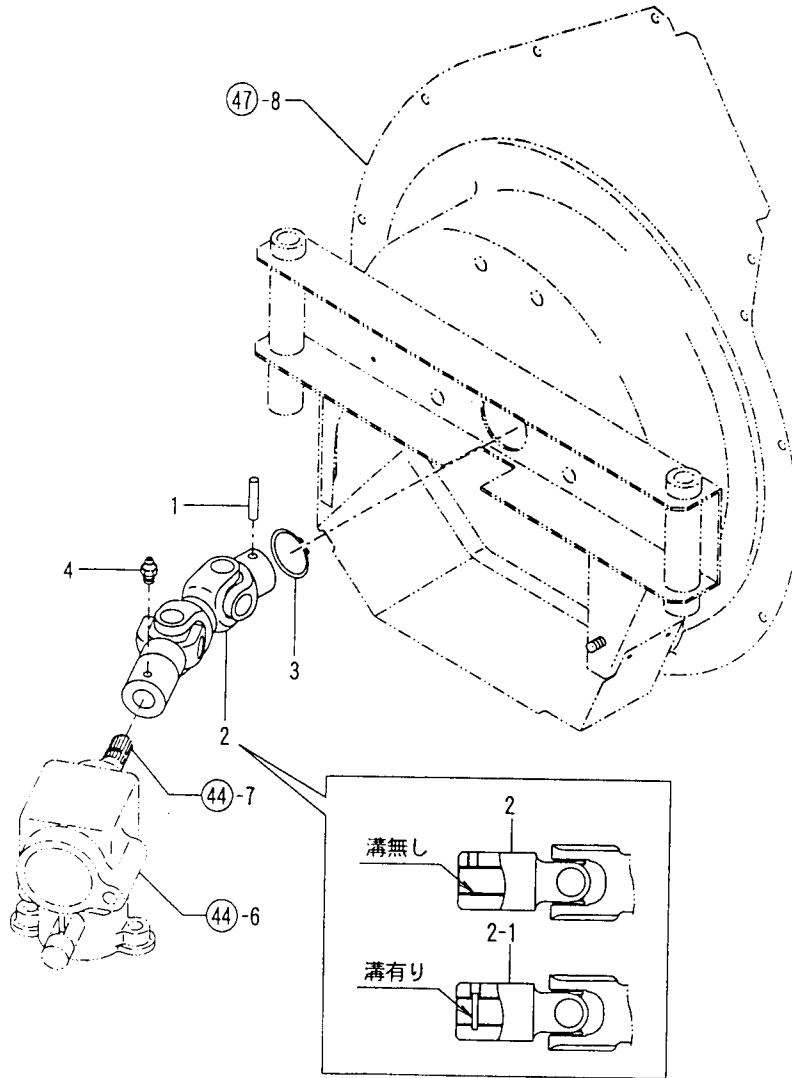
45. THROWER JOINT

1111
(1109)
NPC-3226

45. THROWER JOINT

98.03.23

(A)=LD16 (D)=
(B)=LD18 (E)=
(C)=LD18MJ (F)=



REF. NO.	LEV. 0	PART NO.	DESCRIPTION	-----Q'ITY-----						I	P/U	A	R
				(A)	(B)	(C)	(D)	(E)	(F)				
1	.	1C6560-42290	PIN, STRGHT. FIRM SET	1	1	1						1	
2	.	1A6150-72100	JOINT 173	1	1							1	
2-1	.	1A6150-72101	JOINT 173	1	1	1					S	1	
(A=F610001) (B=F610001)													
3	.	22242-000320	CIRCLIP 32	1	1	1						10	
4	.	24761-010000	NIPPLE M6F, GREASE	1	1	1						5	

N109124

N109124

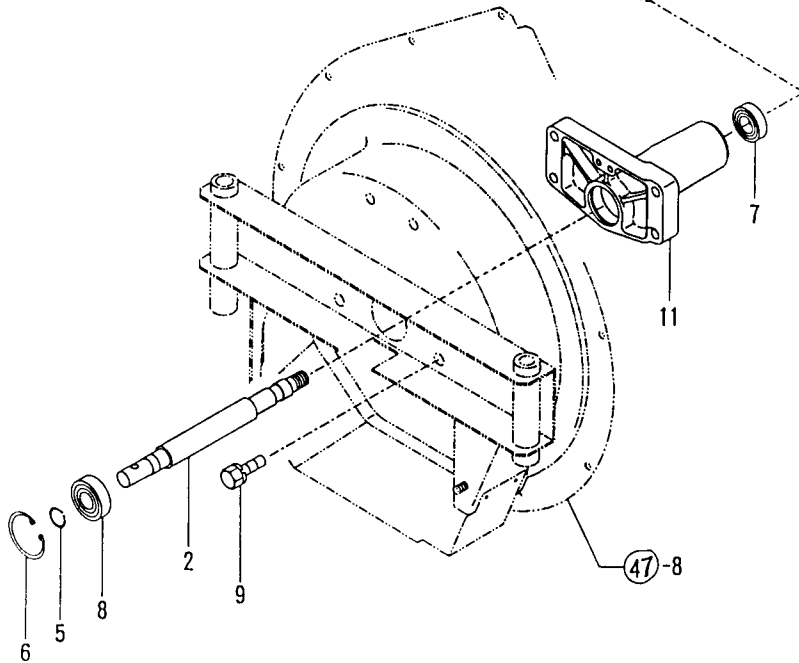
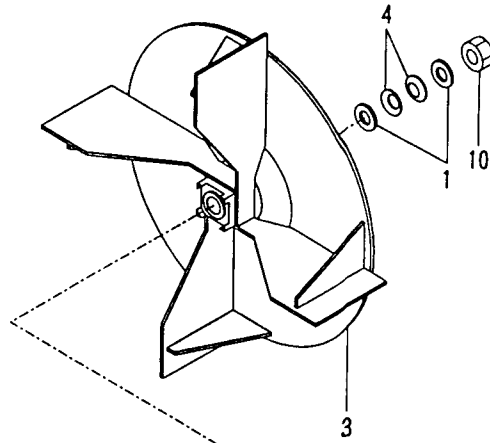
46. THROWER FAN

1112
(1109)
NPC-3226

46. THROWER

98.03.23

(A)=LD16 (D)=
(B)=LD18 (E)=
(C)=LD18MJ (F)=



REF. NO.	LEV. 0	PART NO.	DESCRIPTION	Q'TY						I	P	U	A	R
				(A)	(B)	(C)	(D)	(E)	(F)					
1	.	1E8060-64480	WASHER 14X26X2.5	2	2	2								1
2	.	1A6150-72010	SHAFT, THROWER FAN	1	1	1								1
3	.	1A6150-72200	FAN 360 COMPL.	1	1	1								1
4	.	1A6150-72300	SPRING H14, BLLVLL.	2	2	2								1
5	.	22242-000170	CIRCLIP 17	1	1	1								10
6	.	22252-000401	CIRCLIP 40	1	1	1								10
7	.	24104-060034	BALL BEARING	1	1	1								1
8	.	24104-062034	BALL BEARING	1	1	1								1
9	.	26013-100302	BOLT M10X 30	4	4	4								10
10	.	26732-140002	NUT M14	1	1	1								10
I 10-1	.	26736-140002	NUT M14	1	1	1							R	10
		(A=F610150) (B=F810001)												
11	.	1A6150-72050	CASE, THROWER SHAFT	1	1	1								1

N109125

N109125

47. THROWER CASE

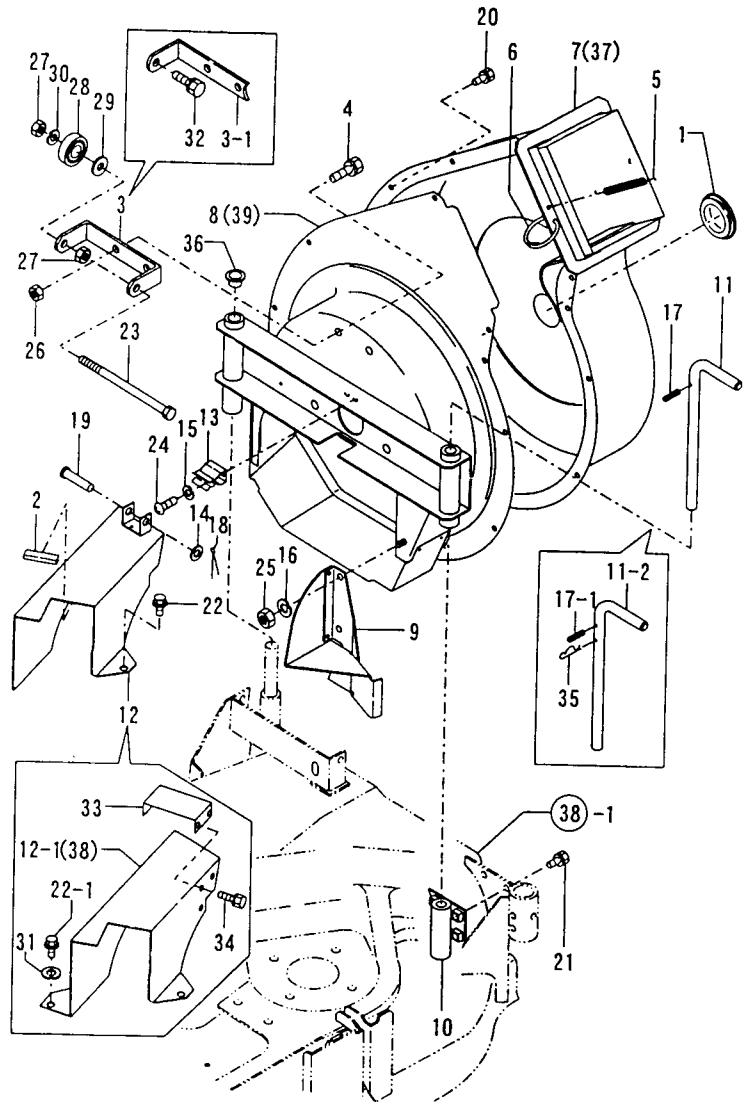
1113
(1109)
NPC-3226

47. THROWER CASE

98.03.23

(A)=LD16
(B)=LD18
(C)=LD18MJ

(D)=
(E)=
(F)=



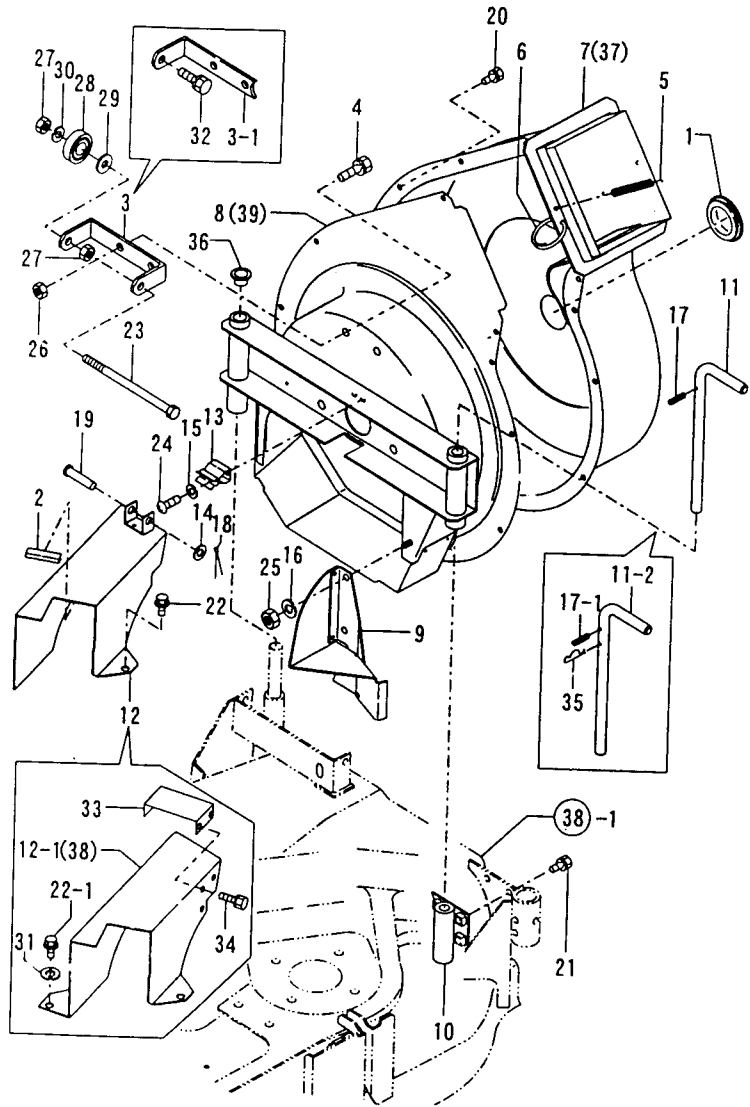
N109126

REF. NO.	LEV. 0	PART NO.	DESCRIPTION	Q'TY						I	P	U	A	R
				(A)	(B)	(C)	(D)	(E)	(F)					
1	.	195160-13870	CAP, ROTARY CASE	1	1	1								1
2	.	1E6680-26620	MOLDINGS A, CHN. COVER	1	1									1
2-1	.	1E6680-26621	MOLDINGS A, CHAIN CVR	1	1	1							N	1
3	.	(A=F510001) (B=F510001) 1A6150-73550	PLATE 25X135	1	1									1
3-1	.	1A6150-73551	PLATE 25X123	1	1	1							N	1
4	.	(A=F610001) (B=F610001) 26013-100202	BOLT W/WASHER M10X20	2	2	2								10
5	.	1A1140-66050	SPRING, STAND	2	2									1
5-1	.	1A6150-73650	SPRING, HOOK	2	2	2							N	1
6	.	(A=F610001) (B=F610001) 194130-71430	SPRING, LOCK PIN	1	1									1
6-1	.	1A6150-73560	SPRING	1	1								N	1
6-2	.	(A=F510001) (B=F510001) 1A6150-73560	SPRING	1	1								Z	1
7	.	(A=F610001) (B=F610001) 1A6150-73010	CASING COMP., THROWER	1	1									1
7-1	.	7A6150-73010	CASING COMP., THROWER	1	1								N	1
8	.	(A=F610080) (B=F610143) 1A6150-73100	CASE COMPL., THROWER	1	1									1
I 8-1	.	1A6150-73101	CASE COMPL., THROWER	1	1								N	1
9	.	(A=F610150) (B=F610352) 1A6150-73250	PLATE, COMP., INLET	1	1	1								1
I 9-1	.	1A6150-73251	PLATE, COMP., INLET	1	1	1							N	1
10	.	(A=F610150) (B=F610352) (C=F610352) 1A6150-73300	PIPE, THROWER SUPPORT	1	1	1								1
11	.	1A6150-73350	LEVER L	1	1									1
I 11-1	.	1A6150-73351	LEVER L	1	1								N	1
I 11-2	.	(A=F610109) (B=F610230) 1A6150-73352	LEVER L	1	1	1							S	1
12	.	(A=F610150) (B=F610352) 1A6150-73400	COVER, JOINT	1	1									1
12-1	.	1A6150-73411	COVER, JOINT	1	1								S	1
12-2	.	(A=F610001) (B=F610001) 7A6150-73410	COVER, JOINT EU	1	1								N	1
13	.	(A=F610080) (B=F610149) 1E8080-78690	CATCHER	1	1								Z	1
14	.	(A=F610001) (B=F610001) 22117-100000	WASHER 10	1	1								Z	10
15	.	(A=F610001) (B=F610001) 22217-060000	SPRING WASHER 6	2	2								Z	10
16	.	(A=F610001) (B=F610001) 22217-080000	SPRING WASHER 8	2	2	2								10
17	.	22351-040025	PIN 4X25, SPRING	1	1									10
I 17-1	.	22351-050032	SPRING PIN 5X32	1	1	1							S	10
18	.	(A=F610150) (B=F610352) 22417-200160	COTTER PIN 2.0X16	1	1								Z	10
19	.	(A=F610001) (B=F610001) 22487-100400	PIN 10X 40	1	1								Z	1
20	.	(A=F610001) (B=F610001) 26013-060122	BOLT M 6X 12	11	11	11								10
21	.	26013-080162	BOLT W/WASHER M8X16	3	3	3								10
I 22	.	26018-080162	BOLT M 8X 16	1	1									20

** CONTINUE **

N109126

47. THROWER CASE



N109126

1114
(1109)
NPC-3226

47. THROWER C

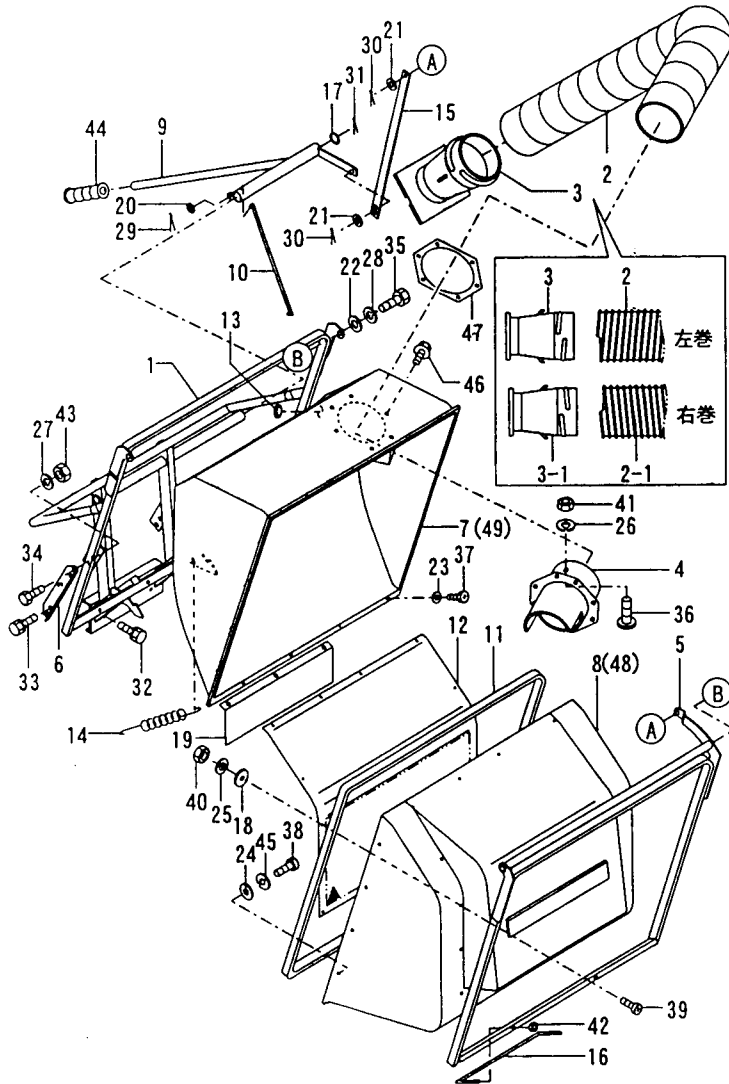
98.03.23

(A)=LD16 (D)=
(B)=LD18 (E)=
(C)=LD18MJ (F)=

REF. NO.	LEV. 0	PART NO.	DESCRIPTION	Q'TY						I P/U A R
				(A)	(B)	(C)	(D)	(E)	(F)	
22-1	.	26018-080162	BOLT M 8X 16	2	2	2				K 20
		(A=F610001) (B=F610001)								
22-2	.	26013-080162	BOLT W/WASHER M8X16	2	2	2				Q 10
		(A=F610050) (B=F610116) (C=F610116)								
23	.	1A6150-73430	BOLT M10X155	1	1					Z 1
		(A=F610001) (B=F610001)								
24	.	26557-060122	SCREW M 6X 12,PAN HD	2	2					Z 10
		(A=F610001) (B=F610001)								
25	.	26716-080002	NUT M 8	2	2	2				10
26	.	26716-100002	NUT 10	2	2	2				10
27	.	26716-100002	NUT 10	2	2	2				10
27-1	.	26716-100002	NUT 10	1	1	1				K 10
		(A=F610001) (B=F610001)								
28	.	24104-062004	BALL BEARING	1	1	1				1
		(B)=22117-100000	WASHER 10	1	1	1				10
30	.	22217-100000	SPRING WASHER 10	1	1	1				10
I 31	.	22157-080000	WASHER 8	2	2	2				W 10
		(A=F610050) (B=F610116) (C=F610116)								
32	.	26013-100302	BOLT M10X 30	1	1					W 10
		(A=F610001) (B=F610001)								
33	.	1A6150-73460	COVER, JOINT	1	1	1				W 1
		(A=F610001) (B=F610001)								
34	.	26013-060122	BOLT M 6X 12	3	3	3				W 10
		(A=F610001) (B=F610001)								
I 35-1	.	194080-75790	PIN 28, SNAP	1	1	1				S 3
		(A=F610150) (B=F610352)								
I 36	.	1A1380-48150	PLUG 15,RUBBER	1	1	1				W 1
		(A=F610150) (B=F810001)								
I 37	.	7A6155-73010				1				1
I 38	.	7A6155-73410	COVER, JOINT J			1				1
I 39	.	7A6155-73100				1				1

N109126

48. CATCHER



N109127

1115
1109
NPC-3226

48. CATCHER

98.03.23

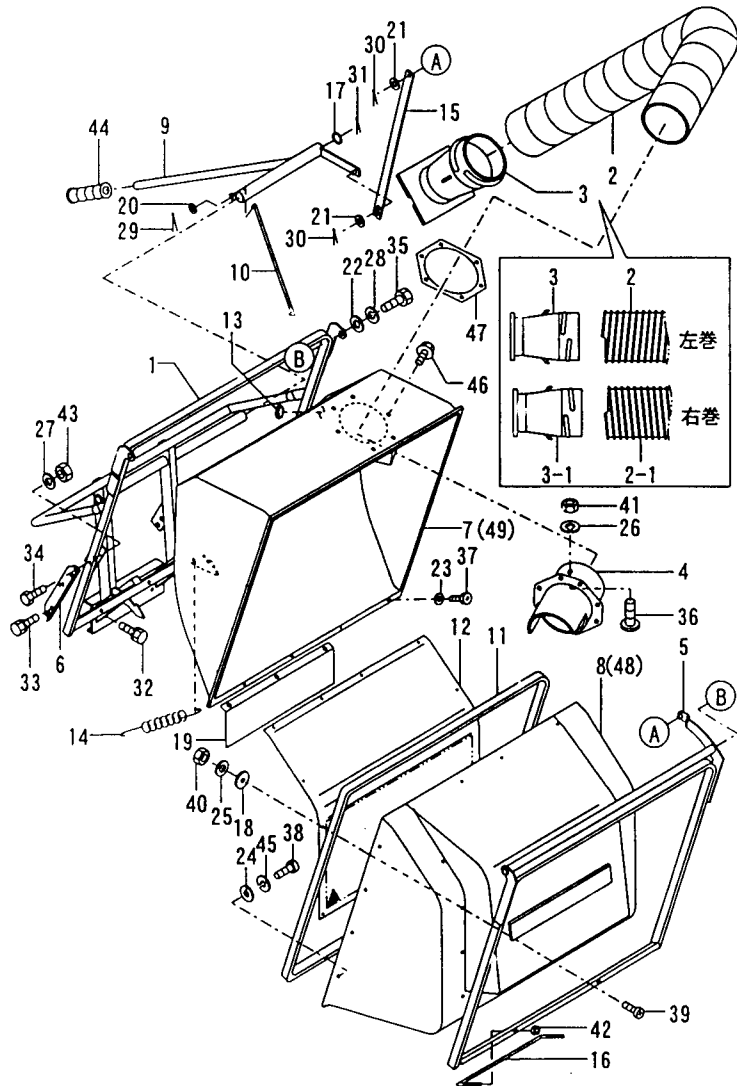
(A)=LD16 (D)=
(B)=LD18 (E)=
(C)=LD18MJ (F)=

REF. NO.	LEV. 0	PART NO.	DESCRIPTION	Q'TY						I	P	U	A	R
				(A)	(B)	(C)	(D)	(E)	(F)					
1	.	1A6150-76100	FRAME COMP.,BOX	1	1									
1-1	.	1A6150-76101	FRAME COMP.,BOX	1	1								N	1
		(A=F610001) (B=F610001)												
I 1-2	.	1A6150-76102	FRAME COMP.,BOX	1	1	1							N	
		(A=F610150) (B=F810001)												
2	.	1A6150-76300	SPOUT	1	1									1
2-1	.	1A6150-76301	SPOUT	1	1								S	1
		(A=F610001) (B=F610001)												
I 2-2	.	1A6150-76302	SPOUT	1	1	1								P
		(A=F610150) (B=F810001)												
3	.	1A6150-76320	CHUTE	1	1									1
3-1	.	1A6150-76321	SHUTE	1	1	1							S	1
		(A=F610001) (B=F610001)												
4	.	1A6150-76350	PIPE, THROWER INLET	1	1	1								1
5	.	1A6150-76400	FRAME COMP.,COVER	1	1	1								1
6	.	1A6150-76500	STAY,BOX FRAME	2	2	2								1
7	.	1A6150-76630	BOX,FRONT	1	1									1
8	.	1A6150-76640	BOX,REAR	1	1	1								1
8-1	.	7A6150-76640	BOX,REAR PL	1	1									N
		(A=F610080) (B=F610143)												
9	.	1A6150-76650	LEVER COMP.,BOX	1	1									1
9-1	.	1A6150-76651	LEVER COMP.,BOX	1	1									N
		(A=F610001) (B=F610001)												1
I 9-2	.	1A6150-76652	LEVER COMP.,BOX	1	1	1								N
		(A=F610150) (B=F810001)												
10	.	1A6150-76700	ROD,NOTCH	1	1	1								1
11	.	1A6150-76710	SEAL 3.2	1	1	1								1
12	.	1A6150-76730	METAL,BOX	1	1	1								1
13	.	1A6150-76740	GROMMET 31	1	1	1								1
14	.	1A6150-76780	SPRING,HOOK RETURN	1	1	1								1
15	.	1A6150-76810	ROD	1	1									
15-1	.	1A6150-76811	ROD	1	1									N
		(A=F610001) (B=F610001)												1
I 15-2	.	1A6150-76812	ROD	1	1	1								N
		(A=F610150) (B=F810001)												
16	.	1A6150-76820	HOOK	1	1	1								1
17	.	1A6150-76830	WASHER 35X45X3	1	1	1								1
18	.	1A6150-76840	WASHER 7X26X3	11	11	11								1
19	.	1A6150-76850	PLATE	1	1	1								1
20	.	22137-080000	WASHER 8, POLISHED	2	2	2								10
21	.	22137-120000	WASHER 12, POLISHED	2	2	2								10
22	.	22137-140000	WASHER 14, POLISHED	2	2	2								10
23	.	22157-060000	WASHER 6	16	16	16								10
24	.	22157-060000	WASHER 6	13	13	13								10
25	.	22217-060000	SPRING WASHER 6	11	11	11								10
26	.	22217-060000	SPRING WASHER 6	2	2	2								10
27	.	22217-100000	SPRING WASHER 10	4	4	4								10
28	.	22217-140000	SPRING WASHER 14	2	2	2								10
29	.	22417-200160	COTTER PIN 2.0X16	2	2	2								10
30	.	22417-320320	COTTER PIN 3.2X32	2	2									10
30-1	.	22417-320250	COTTER PIN 3.2X25	2	2	2								R
		(A=F610001) (B=F610001)												10
31	.	22417-500400	COTTER PIN 5.0X40	1	1	1								10
32	.	26013-100252	BOLT W/WASHER M10X25	4	4	4								10

** CONTINUE **

N109127

48. CATCHER



N109127

1116
(1109)
NPC-3226

48. CATCHER

98.03.23

(A)=LD16 (D)=
(B)=LD18 (E)=
(C)=LD18MJ (F)=

REF. NO.	LEV. 0	PART NO.	DESCRIPTION	QTY						I	P	U	A	R
				(A)	(B)	(C)	(D)	(E)	(F)					
33	.	26013-100252	BOLT W/WASHER M10X25	4	4	4								10
34	.	26116-100252	BOLT M10X 25 PLATED	4	4	4								10
35	.	26116-140252	BOLT M14X 25 PLATED	2	2	2								10
36	.	26587-060162	SCREW M 6X 16	2	2									10
36-1	.	26587-060122	SCREW M 6X 12	2	2	2							N	10
		(A=F510001) (B=F510001)												
37	.	26587-060162	SCREW M 6X 16	16	16	16								10
38	.	26587-060162	SCREW M 6X 16	16	16	16								10
39	.	26587-060162	SCREW M 6X 16	11	11	11								10
40	.	26716-060002	NUT 6	11	11	11								10
41	.	26716-060002	NUT 6	2	2	2								10
42	.	26716-080002	NUT M 8	4	4	4								10
43	.	26716-100002	NUT 10	4	4	4								10
44	.	192040-56220	GRIP,HANDLE	1	1									1
44-1	.	1A6150-76940	GRIP	1	1	1							N	
		(A=F610001) (B=F610001)												
45	.	22217-060000	SPRING WASHER 6	16	16	16								10
46	.	1A6150-76230	BOLT 8X 16	6	6	6							W	1
		(A=F510001) (B=F510001)												
I 47	.	1A6150-76370	PIPE	1	1	1							W	
		(A=F610150) (B=F810001)												
1 48	.	7A6155-76640	BOX,REAR PL						1					0
I 49	.	7A6155-76630	BOX,FRONT PL						1					

N109127

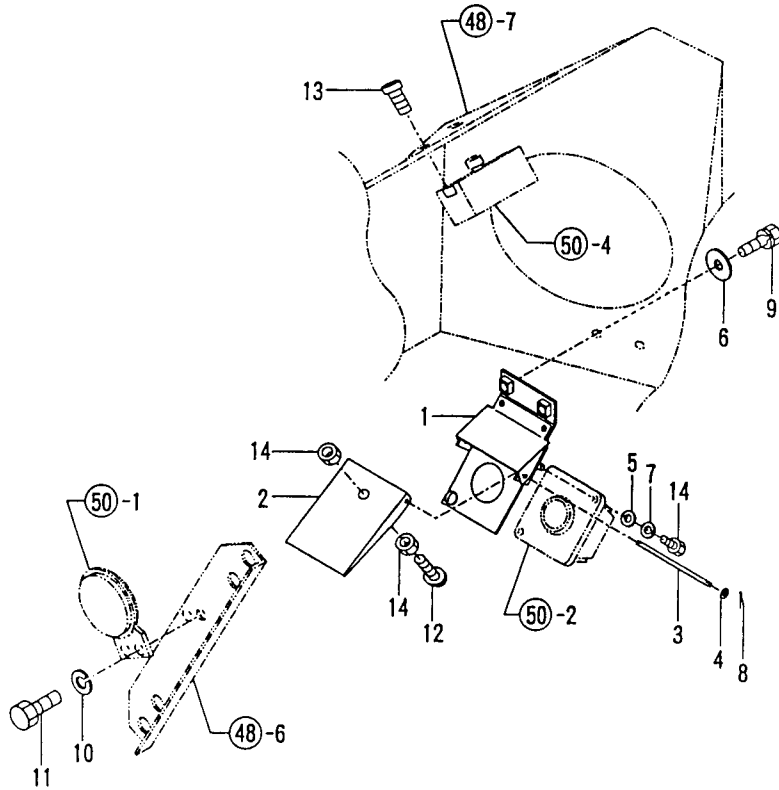
49. SENSOR STAY

1J01
(1109)
NPC-3226

49. SENSOR STAY

98.03.23

(A)=LD16 (D)=
(B)=LD18 (E)=
(C)=LD18MJ (F)=



REF. NO.	LEV. 0	PART NO.	DESCRIPTION	Q'TY						I P/U A R
				(A)	(B)	(C)	(D)	(E)	(F)	
1	.	1A6150-76860	STAY COMP., SENSOR	1	1	1				1
2	.	1A6150-76910	COVER	1	1	1				1
3	.	1A6150-76930	SHAFT 6X96	1	1	1				1
4	.	22117-060000	WASHER 6	2	2	2				10
5	.	22137-060000	WASHER 6, POLISHED	2	2	2				10
6	.	22157-080000	WASHER 8	2	2	2				10
7	.	22217-060000	SPRING WASHER 6	2	2	2				10
8	.	22417-200100	COTTER PIN 2.0X10	2	2	2				10
9	.	26013-080202	BOLT W/WASHER M8X20	2	2	2				10
10	.	22217-060000	SPRING WASHER 6	2	2	2				10
11	.	26116-060162	BOLT 6X16	2	2	2				10
12	.	26557-060252	SCREW M 6X 25	1	1	1				10
13	.	26587-060162	SCREW M 6X 16	2	2	2				10
14	.	26716-060002	NUT 6	4	4	4				10

N109128

N109128

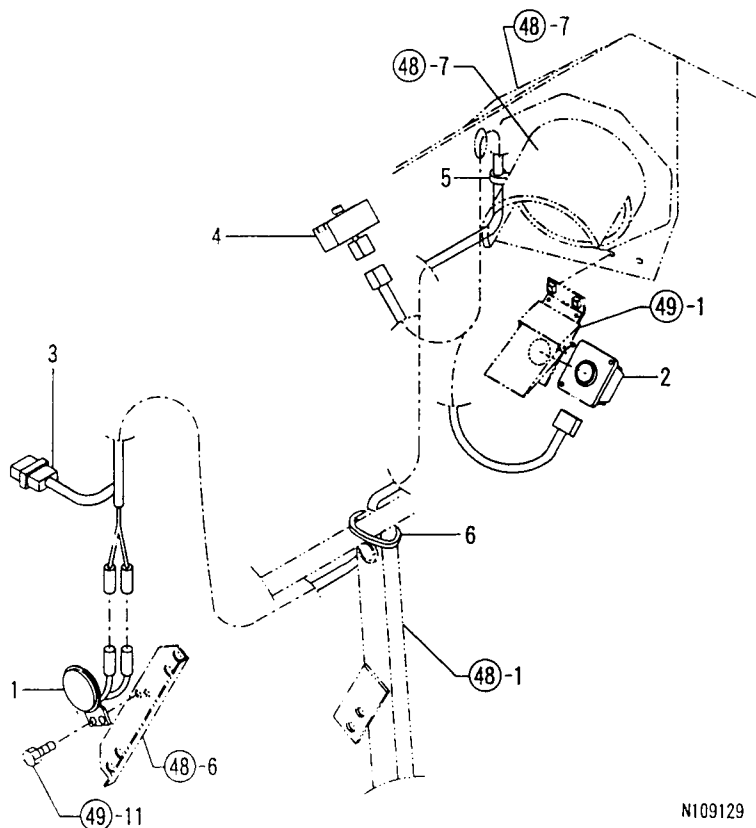
50. CATCHER ELECTRICAL PARTS

1J02
(1109)
NPC-3226

50. CATCHER ELECTRICAL PARTS

98.03.23

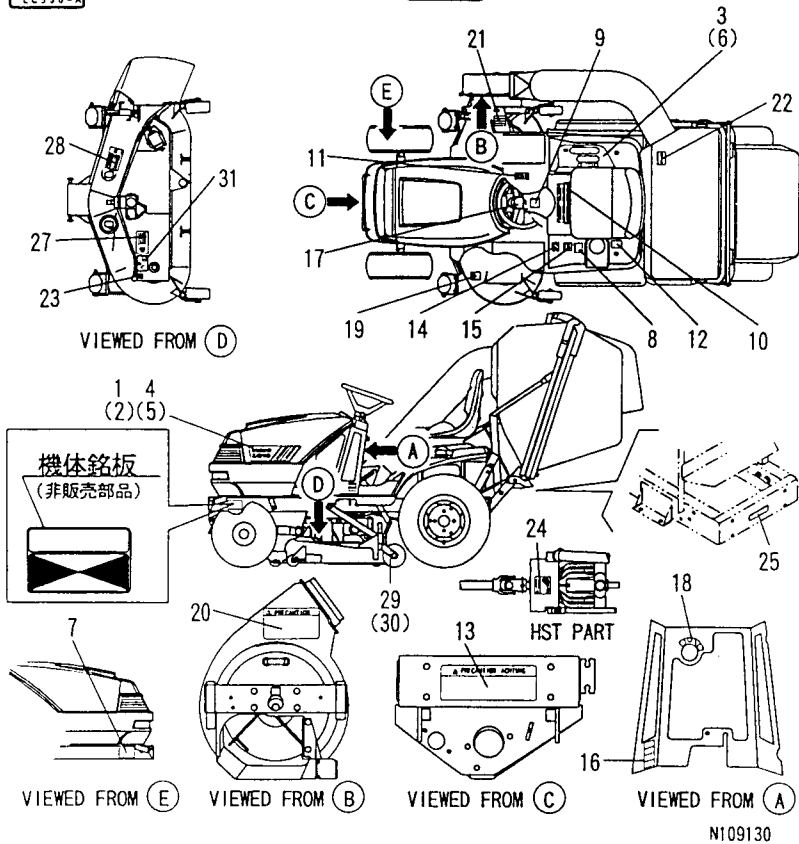
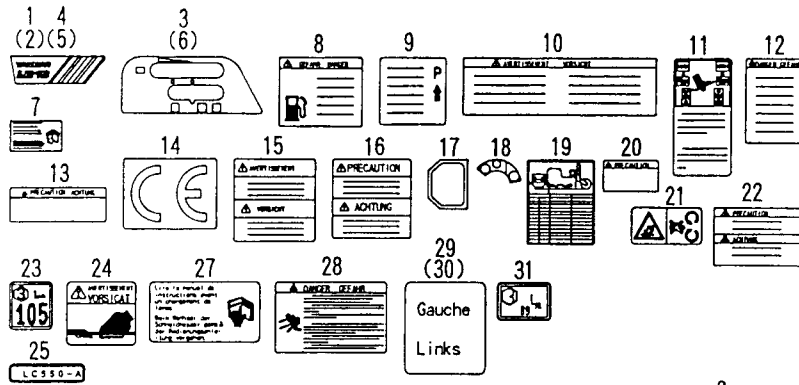
(A)=LD16 (D)=
(B)=LD18 (E)=
(C)=LD18MJ (F)=



N109129

REF. NO.	LEV. 0	PART NO.	DESCRIPTION	Q'TY						I P/U A R
				(A)	(B)	(C)	(D)	(E)	(F)	
1	-	194151-57100	HORN	1	1	1				1
2	-	1A6150-76900	SENSOR ASSY.,GRASS	1	1	1				1
3	-	1A6150-76920	HARNESS,CATCHER	1	1	1				1
4	-	1E6780-82120	STOP UNIT,HORN	1	1					1
I 4-1	-	1E6780-82121	STOP UNIT,HORN	1	1					N
		(A=F610150) (B=F810001)								
I 5	-	1E6020-83890	CLIP	1	1					Z 1
		(A=F610001) (B=F610001)								
6	-	1E6102-84960	BAND 250,WIRE LOCK	3	3					1
G-1	-	1A6150-76950	BAND 250	3	3	3				R
		(A=F610001) (B=F610001)								

51. LABELS



↑-----↑
1J09
(1J08)

NPC-3226

51. LABELS

98.03.23

(A)=LD16 (D)=
(B)=LD18 (E)=
(C)=LD18MJ (F)=

REF. NO.	LEV. 0	PART NO.	DESCRIPTION	Q'TY						I	P	U	A	R
				(A)	(B)	(C)	(D)	(E)	(F)					
1	.	1A6150-91100	LABEL,18-L,SIDE						1					1
2	.	1A6150-91130	LABEL,18-R,SIDE						1					1
3	.	1A6150-91200	LABEL,LEVER						1					1
4	.	1A6230-91100	LABEL,16-L,SIDE						1					1
5	.	1A6230-91130	LABEL,16-R,SIDE						1					1
6	.	1A6230-91200	LABEL,LEVER						1					1
7	.	1A6150-91210	LABEL,BELT	1	1								Z	1
		(A=F610080)(B=F610143)												
8	.	1A6150-91250	LABEL,RAKE CAUTION	1	1									1
8-1	.	1A6150-91251	LABEL,RAKE CAUTION	1	1								N	1
		(A=F610080)(B=F610143)												
9	.	1A6150-91310	LABEL,PARK'G LEVER	1	1									1
9-1	.	1A6150-91311	LABEL,PARK'G LEVER	1	1								N	
		(A=F610080)(B=F610143)												
10	.	1A6150-91320	LABEL,OPERAT.PROCED.	1	1									1
10-1	.	1A6150-91321	LABEL,OPERAT.PROCED.	1	1								N	1
		(A=F610080)(B=F610143)												
11	.	1A6150-91330	LABEL,HST	1	1								Z	1
		(A=F610080)(B=F610143)												
12	.	1A6150-91360	LABEL,BATTERY	1	1								Z	1
		(A=F610080)(B=F610143)												
13	.	1A6150-91370	LABEL,ELEVAT.LINK	1	1									1
13-1	.	1A6150-91371	LABEL,ELEVAT.LINK	1	1								N	1
		(A=F610080)(B=F610143)												
14	.	1A6150-91400	MARK"CE"	1	1									1
15	.	1A6150-91410	LABEL,INCLINE WARN'G	1	1								Z	1
		(A=F610080)(B=F610143)												
16	.	1A6150-91430	LABEL,STEP	1	1								Z	1
		(A=F610080)(B=F610143)												
17	.	1W4905-70050	PLATE,NAME	1	1									1
18	.	1A6150-91340	LABEL,KEY	1	1									1
19	.	1A6150-92150	LABEL,CUTTING HEIGHT	1	1									1
20	.	1A6150-93100	LABEL,THROWER	2	2									1
20-1	.	1A6150-93101	LABEL,THROWER	1	1								N	1
		(A=F610080)(B=F610143)												
21	.	1A6150-93150	LABEL,COVER	1	1									1
I 21-1	.	1A6150-93151	LABEL,COVER	1	1								N	1
		(A=F610080)(B=F610143)												
22	.	1A6150-94100	LABEL,BOX	1	1								Z	1
		(A=F610080)(B=F610143)												
23	.	1A6150-92210	LABEL,S 105	1	1									1
I 24	.	1A6150-93200	LABEL,JOINT	1	1								Z	1
		(A=F610080)(B=F610143)												
25	.	1A6150-94300	LABEL"LC550A"	1	1									1
26	.	1E1061-86100	LABEL,A,HOUSING	1	1								Z	1
		(A=F610080)(B=F610143)												
I 27	.	1A6150-92100	LABEL	1	1								Z	1
		(A=F610080)(B=F610143)												
28	.	1A6150-92120	LABEL	1	1								Z	1
		(A=F610080)(B=F610143)												
29	.	1A6150-92130	LABEL	1	1								Z	1
		(A=F610080)(B=F610143)												
30	.	1A6150-92140	LABEL	1	1								Z	1
		(A=F610080)(B=F610143)												

** CONTINUE **

N109130

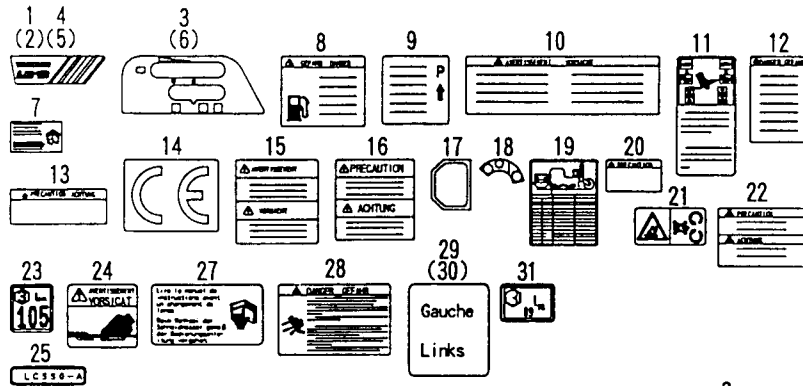
51. LABELS

1J10
(1J08)
NPC-3226

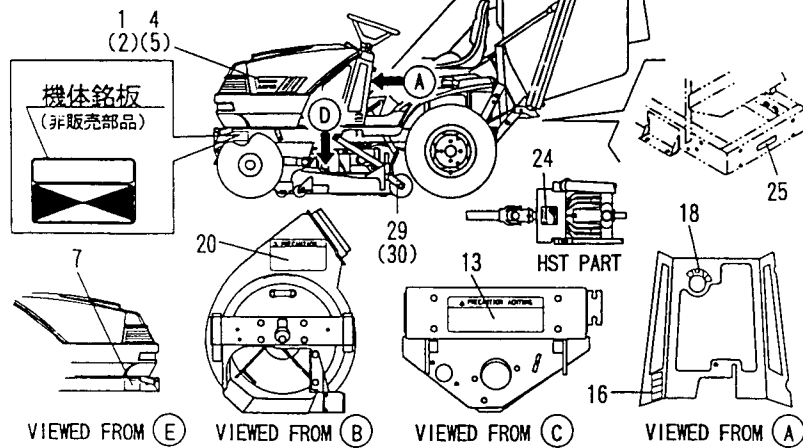
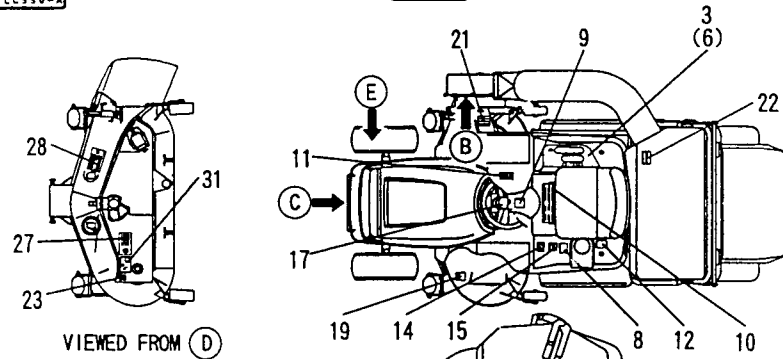
51. LABELS

98.03.23

(A)=LD16 (D)=
(B)=LD18 (E)=
(C)=LD18MJ (F)=



REF. NO.	LEV. 0	PART NO.	DESCRIPTION	Q'TY						I	P/U	A	R
				(A)	(B)	(C)	(D)	(E)	(F)				
31	-	1A6150-92200	LABEL	1	1								1
32	-	1A6150-92010	LABEL, RM48	1	1								



N109130

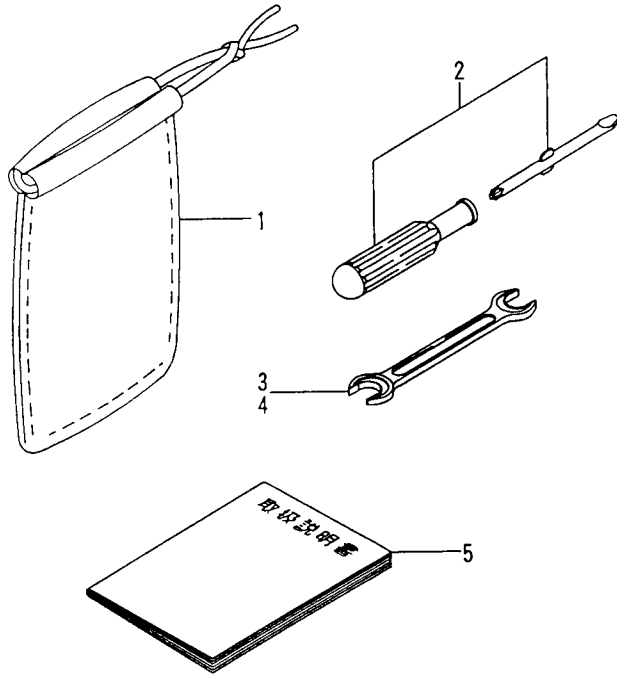
52. TOOLS

1J11
(1J08)
NPC-3226

52. TOOLS

98.03.23

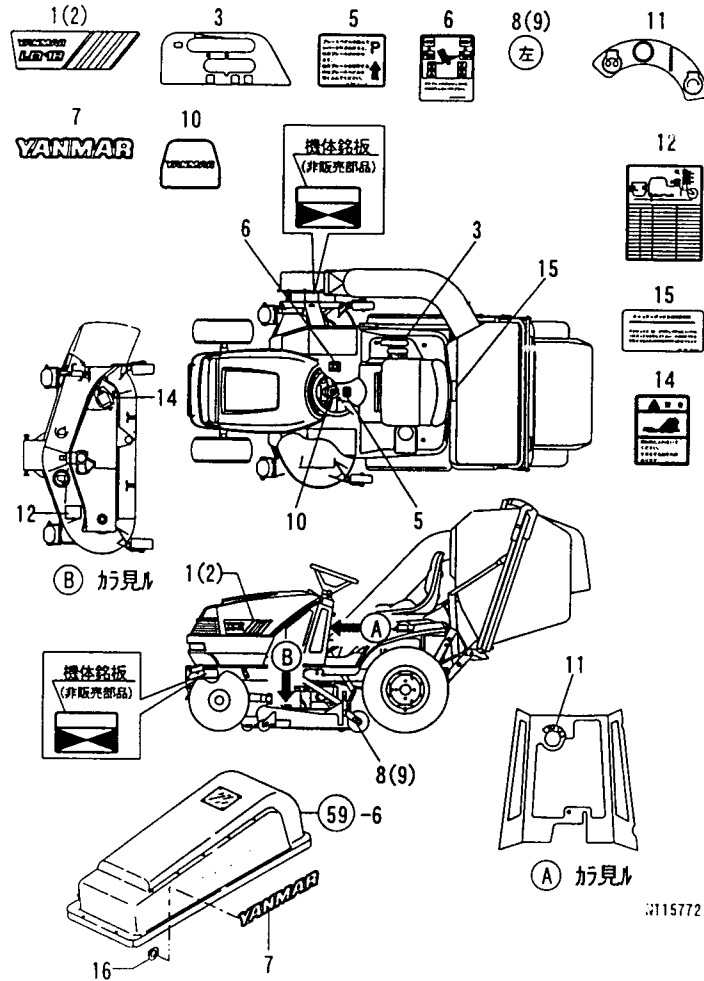
(A)=LD16 (D)=
(B)=LD18 (E)=
(C)=LD18MJ (F)=



REF. NO.	LEV. 0	PART NO.	DESCRIPTION	-----Q'TY-----						I P/U A R	
				(A)	(B)	(C)	(D)	(E)	(F)		
1	.	1A1680-83000	BAG, TOOL	1	1						
1- 1	.	1E6511-98910	BAG U, TOOL	1	1	1				N	1
		(A=F610001) (B=F610001)									
2	.	104200-92350	DRIVER, SCREW	1	1	1					1
3	.	28110-100120	WRENCH 10X12	1	1	1					1
4	.	28110-140170	WRENCH 14X17	1	1	1					1
5	.	1A6155-98500	MANUAL, RID. MOWER OP.				1				1

N109131

53. LABELS 18J



(1)LD-18MBJ SPEC.

1J12
(1J08)
NPC-3226

53. LABELS

98.03.23

(A)=LD16 (D)=
(B)=LD18 (E)=
(C)=LD18MJ (F)=

REF. NO.	LEV. 0	PART NO.	DESCRIPTION	Q'TY						I	P	U	A	R
				(A)	(B)	(C)	(D)	(E)	(F)					
1	-	1A6150-91100	LABEL 18-L,SIDE				1							1
2	-	1A6150-91130	LABEL 18-R,SIDE				1							1
3	-	1A6150-91200	LABEL,LEVER				1							1
5	-	1A6155-91310	LABEL, PARK'G LEVER				1							1
6	-	1A6155-91330	LABEL, HST				1							1
I 7	-	1E6680-97160	EMBLEM L 560				1							1 (1)
8	-	1W6902-60340	MARK, CASTER				1							1
9	-	1W6902-60350	MARK, CASTER				1							1
I 10	-	1W4905-70050	PLATE, NAME				1					W		1
I 11	-	1A6150-91340	(C=F610008) LABEL,KEY (C=F610008)				1					W		1
I 12	-	1A6150-92150	LABEL,CUTTING HEIGHT (C=F610008)				1					W		1
I 14	-	1A6155-93200	LABEL, JOINT				1					W		1
I 15	-	1A6155-94400	(C=F610008) LABEL,BOX (C=F610008)				1					W		
I 16	-	1E7074-62150	NUT 5,PUSH				5						10	(1)

REMARKS (1)LD-18MBJ SPEC. (1)LD-18MBJ SPEC.

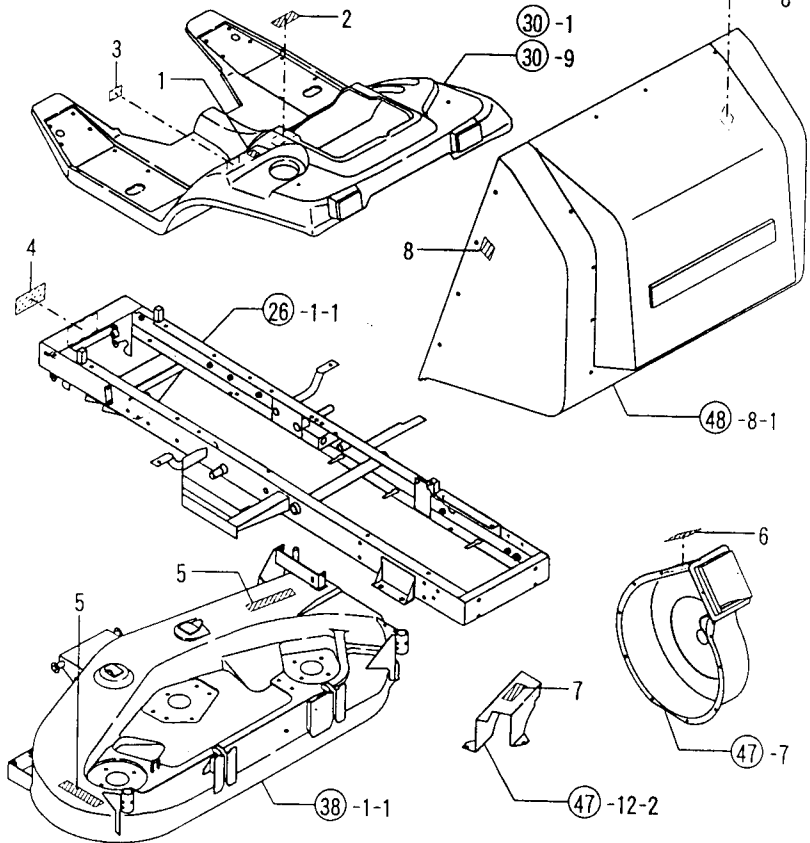
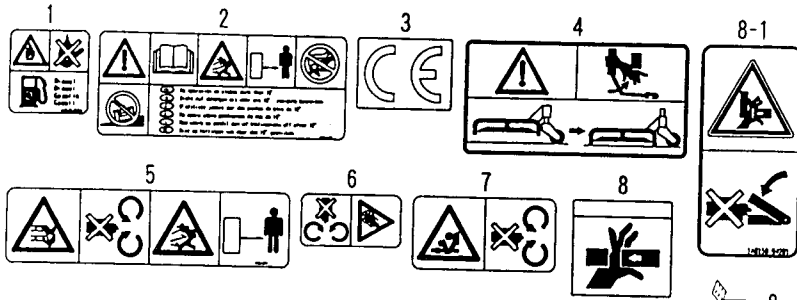
54. LABELS MOWER 48EU

1J13
(1J08)
NPC-3226

54. LABELS MOWER 48EU

98.03.23

(A)=LD16 (D)=
(B)=LD18 (E)=
(C)=LD18MJ (F)=



REF. NO.	LEV. 0	PART NO.	DESCRIPTION	Q'TY						I	P	U	A	R
				(A)	(B)	(C)	(D)	(E)	(F)					
1	.	1A6150-91251	LABEL,RAKE CAUTION	1	1									1
2	.	1A6150-91321	LABEL,OPERAT.PROCED.	1	1									1
3	.	1A6150-91400	MARK "CE"	1	1									1
4	.	1A6150-91371	LABEL,ELEVAT.LINK	1	1									1
5	.	1A6150-92110	LABEL	2	2									1
5-1	.	1A6150-92111	LABEL,DANGER BLADE	2	2							N		1
		(A=F610080) (B=F610143)												
6	.	1A6150-93101	LABEL,THROWER	1	1									1
7	.	1A6150-93151	LABEL,COVER	1	1									1
8	.	1A6150-94200	LABEL,CAUTION	2	2									1
8-1	.	1A6150-94201	LABEL,CAUTION	2	2							N		1
		(A=F610080) (B=F610143)												

N115773

N115773

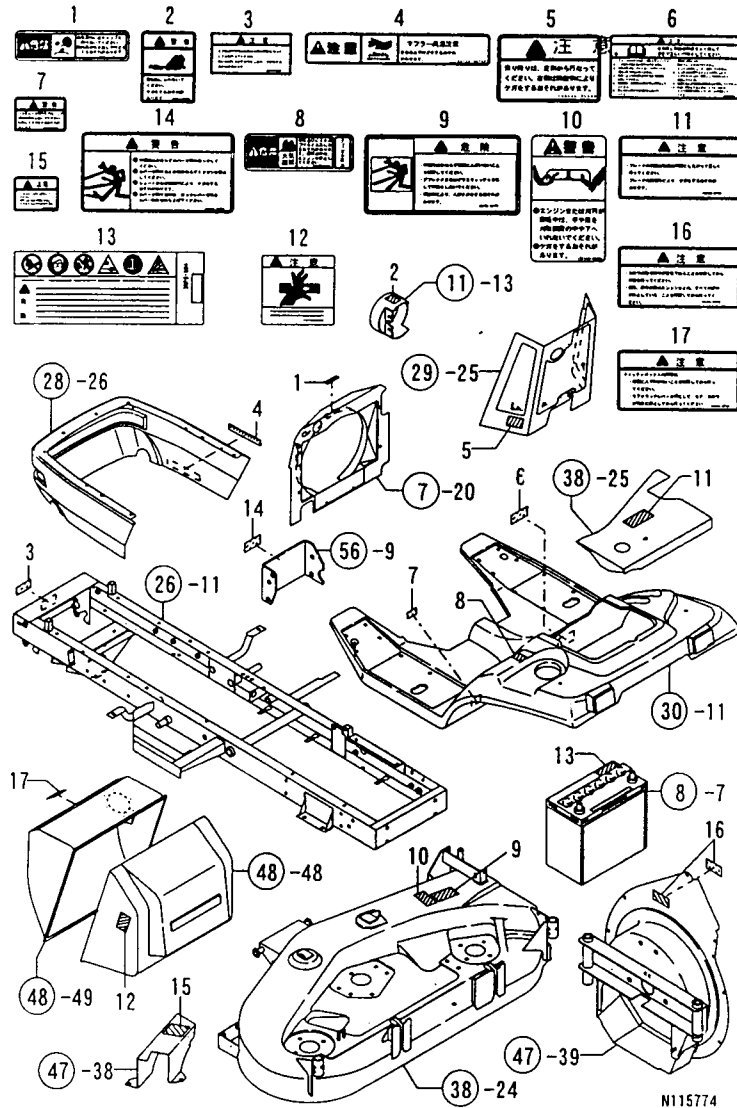
55. LABEL(SAFETY)

1J03
(1109)
NPC-3226

55. LABEL(ETY

98.03.23

(A)=LD16 (D)=
(B)=LD18 (E)=
(C)=LD18MJ (F)=



(1)LD-18MBJ SPEC.

REF. NO.	LEV. 0	PART NO.	DESCRIPTION	-----Q'TY-----						I	P	U	A	R
				(A)	(B)	(C)	(D)	(E)	(F)					
1	.	1E8500-97220	DA NGER ,RADIATOR			1								1
2	.	1A6155-93200	LABEL ,JOINT			1								1
3	.	1A6155-91370	LABEL ,ELEVAT.LINK			1								1
4	.	1E5120-86720	CAUTION ,MUFLER			1								1
5	.	1A6155-91430	LABEL			1								1
6	.	1A6155-91320	LABEL			1								1
7	.	1A6155-91410	LABEL			1								1
8	.	1E8230-97030	LABEL			1								1
9	.	1A6155-92120	LABEL			1								1
10	.	197118-10261	LABEL ,BLADE			2								1
I 11	.	1A6155-92100	LABEL ,CAUTION			1								1
I 12	.	1A6155-94200	LABEL ,CAUTION			1								1
I 13	.	1C6780-95950	LABEL (C=F610008)			1								1
I 14	.	1A6155-75990	LABEL ,INCLINE BACK			1								(1
I 15	.	1A6155-93150	LABEL ,COVER (C=F610008)			1								1
I 16	.	1A6155-93100	LABEL ,BOX (C=F610008)			2								1
I 17	.	1A6155-94100	LABEL ,BOX (C=F610008)			1								1

REMARKS (1)LD-18MBJ SPEC. (1)LD-18MBJ SPEC.

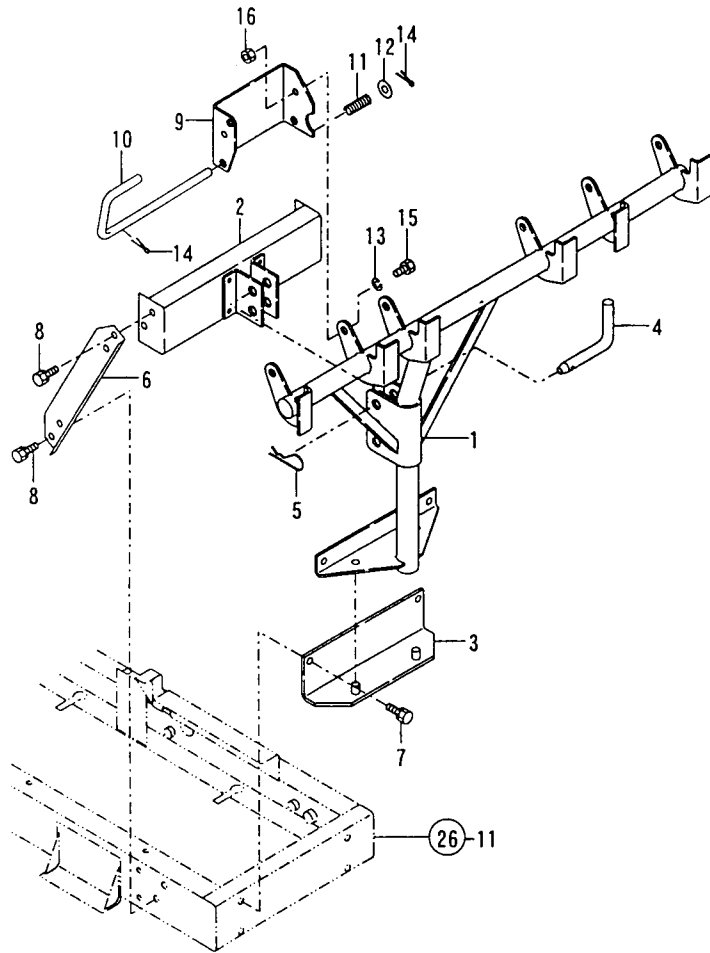
56. BACK FRAME(ADDITIONAL ITEM)

1J04
(1109)
NPC-3226

56. BACK FRAME(ADDITIONAL ITEM)

98.03.23

(A)=LD16 (D)=
(B)=LD18 (E)=
(C)=LD18MJ (F)=

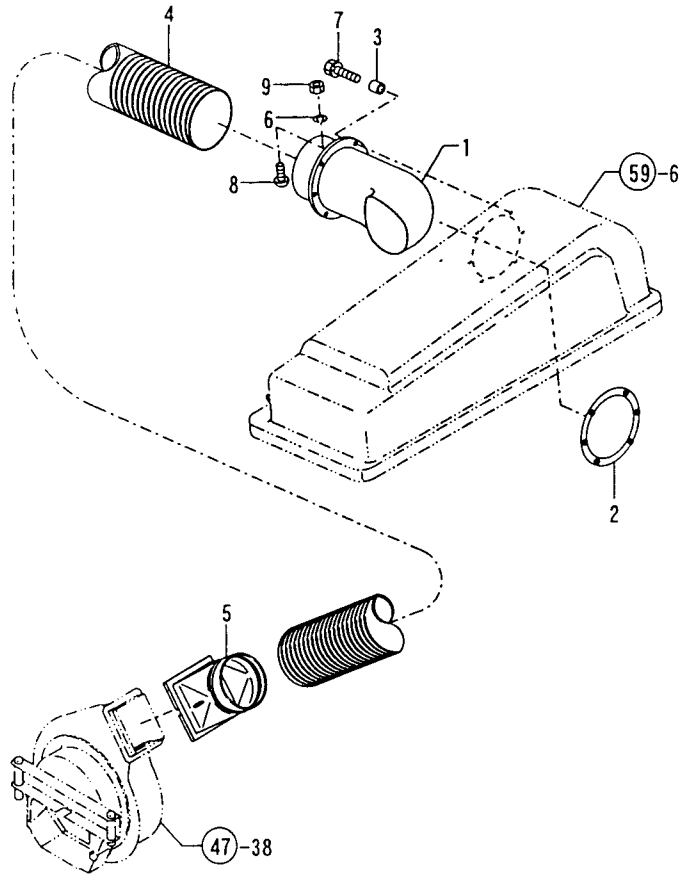


REF. NO.	LEV. 0	PART NO.	DESCRIPTION	-----QTY-----						I	P	U	A	R	
				(A)	(B)	(C)	(D)	(E)	(F)						
I 1	.	1A6150-75000	FLAME												
I 2	.	1A6150-75100	BRACKET												
I 3	.	1A6150-75150	BRACKET												
I 4	.	1A6150-75550	PIN												
I 5	.	1A6150-75560	PIN												
I 6	.	1A6150-76500	STAY,BOX FRAME												
I 7	.	26013-100252	BOLT W/WASHER M10X25												
I 8	.	26013-100252	BOLT W/WASHER M10X25												
I 9	.	7A6155-75600	BRACKET												
I 10	.	1A6150-75620	PIN												
I 11	.	1T3660-87230	SPRING 14X42												
I 12	.	22137-120000	WASHER 12,POLISHED												
I 13	.	22217-100000	SPRING WASHER 10												
I 14	.	22417-250200	COTTER PIN 2.5X20												
I 15	.	26116-100202	BOLT M10X 20 PLATED												
I 16	.	26716-100002	NUT 10												

N128764

N128764

57. SHOOT(ADDITIONAL ITEM)



-----+
 | 1J05 |
 | (1109) |
 -----+
 NPC-3226

57. SHOOT(ADDITIONAL ITEM)

98.03.23

(A)=LD16 (D)=
 (B)=LD18 (E)=
 (C)=LD18MJ (F)=

REF. NO.	LEV. 0	PART NO.	DESCRIPTION	-----Q'TY-----						I	P	U	A	R
				(A)	(B)	(C)	(D)	(E)	(F)					
I 1	.	1A6150-75200	ELBOW					1						
I 2	.	1A6150-75220	ELBOW					1						
I 3	.	1A6150-75240	COLER					6						
I 4	.	1A6150-75260	SHUTE					1						
I 5	.	1A6150-76321	SHUTE					1					1	
I 6	.	22217-060000	SPRING WASHER 6					2					10	
I 7	.	26013-100352	BOLT M10X 35											
I 8	.	26557-060122	SCREW M 6X 12,PAN HD					6					10	
I 9	.	26716-060002	NUT 6					2					10	

N128765

N128765

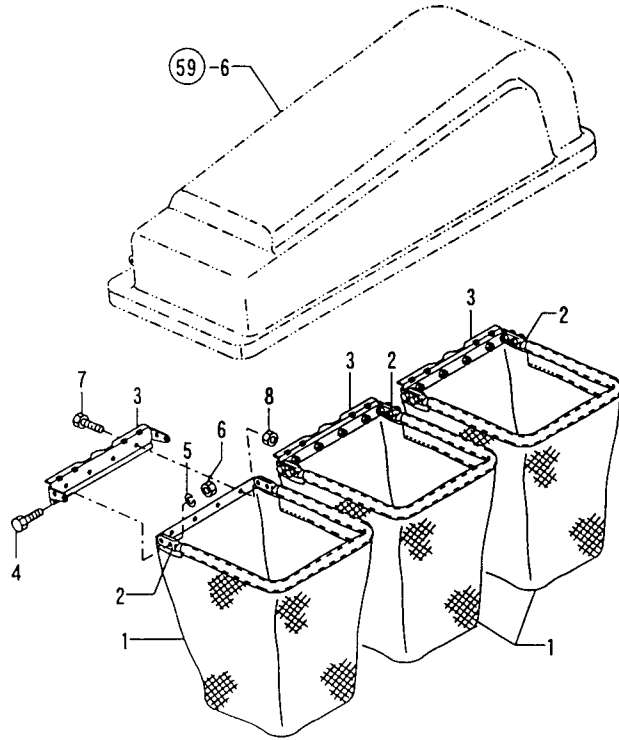
58. BAG (ADDITIONAL ITEM)

1J06
(1109)
NPC-3226

58. BAG (ADDITIONAL ITEM)

98.03.23

(A)=LD16 (D)=
(B)=LD18 (E)=
(C)=LD18MJ (F)=



REF. NO.	LEV. 0	PART NO.	DESCRIPTION	-----Q'TY-----						I	P/U	A	R
				(A)	(B)	(C)	(D)	(E)	(F)				
I 1	.	1A6150-75300	BACK				3						
I 2	.	1A6150-75310	BACK FRAME				3						
I 3	.	1A6150-75320	BACK BRACKET				3						
I 4	.	1A6150-75330	BOLT				12						
I 5	.	1A6150-75340	WASHER				12						
I 6	.	1A6150-75350	NUT 1/4-28				12						
I 7	.	1A6150-75360	BOLT				12						
I 8	.	1A6150-75370	NUT				12						

N128766

N128766

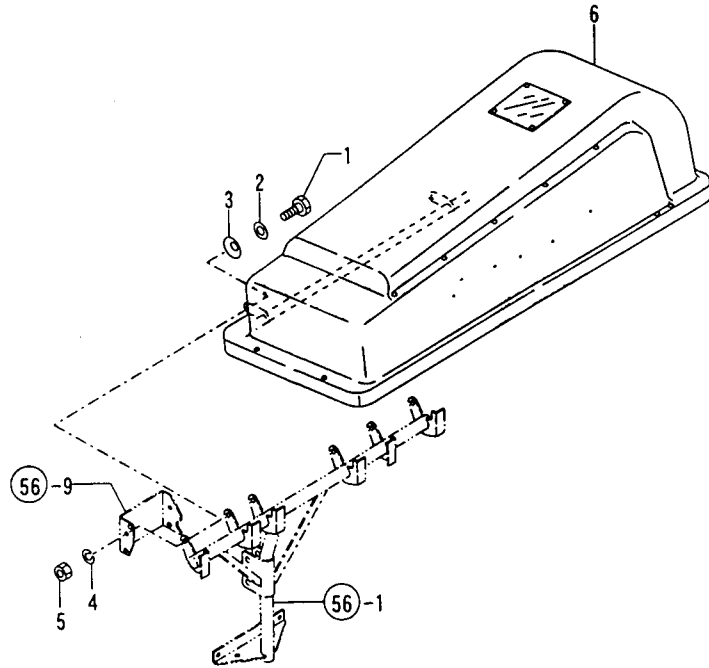
59. COVER (ADDITIONAL ITEM)

1J07
(1109)
NPC-3226

59. COVER (ADDITIONAL ITEM)

98.03.23

(A)=LD16 (D)=
(B)=LD18 (E)=
(C)=LD18MJ (F)=



REF. No.	LEV. 0	PART NO.	DESCRIPTION	-----Q'TY-----						I P/U A R
				(A)	(B)	(C)	(D)	(E)	(F)	
I 1	.	1A6150-75500	BOLT				2			
I 2	.	1A6150-75510	WASHER				2			
I 3	.	1A6150-75520	SPRING				2			
I 4	.	1A6150-75530	WASHER (SPRING				2			
I 5	.	1A6150-75540	NUT				2			
I 6	.	1A6150-75700	COVER				1			

N128767

PART NO.	DESCRIPTION	CATALOG NO.	GRP. NO.	REF. NO.	LOC NO.	PART NO.	DESCRIPTION	CATALOG NO.	GRP. NO.	REF. NO.	LOC. NO.
XM17878	COUPLER	NPC-3224	16	9	1C04	1A1735-56050	WASHER 12X22X1	NPC-3226	9	29	1F12
		NPC-3225	16	9	1E04	1A6030-61100	ELBOW PT1/2X20,90°	NPC-3226	6	17	1F08
XM27436	BALL BEARING	NPC-3224	16	5	1C04	1A6150-00680	RUBBER 4006,SHK.ABS.	NPC-3226	1	1	1F03
				16	1C04	1A6150-00700	RUBBER 1006,SHK.ABS.	NPC-3226	1	2	1F03
		NPC-3225	16	5	1E04	1A6150-00710	STAY COMP.,MOUNT	NPC-3226	1	3	1F03
				16	1E04	1A6150-02450	SUPPORT CMP.,CLEANER	NPC-3226	2	1	1F04
XM36410	CLAMP	NPC-3224	16	8	1C04	1A6150-02500	BAND 72X22	NPC-3226	2	2	1F04
		NPC-3225	16	8	1E04	1A6150-02510	HOSE(A), AIR INTAKE	NPC-3226	2	3	1F04
XM42927	SHAFT	NPC-3224	16	13	1C04	1A6150-02520	HOSE(B), AIR INTAKE	NPC-3226	2	4	1F04
				16	1E04	1A6150-02530	PIPE (C), AIR INTAKE	NPC-3226	2	5	1F04
XM47549	WASHER	NPC-3224	16	14	1C04	1A6150-02540	CUSHION,SUCTION PIPE	NPC-3226	7	10	1F10
		NPC-3225	16	14	1E04	1A6150-03100	FUEL TANK	NPC-3226	3	1	1F05
XM72174	PULLEY	NPC-3224	16	12	1C04	1A6150-03150	BAND L CMP.,FUEL TK.	NPC-3226	3	2	1F05
		NPC-3225	16	12	1E04	1A6150-03151	BAND L CMP.,FUEL TK.	NPC-3226	3	2-1	1F05
XM72701	COLLAR	NPC-3224	16	15	1C04	1A6150-03170	BAND R CMP.,FUEL TK.	NPC-3226	3	3	1F05
				16	1E04	1A6150-03171	BAND R CMP.,FUEL TK.	NPC-3226	3	3-1	1F05
XM82099	FLYWHEEL ASSY	NPC-3224	16	10	1C04	1A6150-03210	FELT 150X36X75	NPC-3226	3	4	1F05
		NPC-3225	16	10	1E04	1A6150-03211	FELT 200X36X75	NPC-3226	3	4-1	1F05
XM82110	FLYWHEEL	NPC-3224	16	11	1C04	1A6150-03250	TUBE 150,SPIRAL	NPC-3226	4	4	1F06
		NPC-3225	16	11	1E04					6	1F06
XM91967	PLATE ASSY	NPC-3224	16	2	1C04	1A6150-04250	LEVER, HYDRAULIC	NPC-3226	5	1	1F07
		NPC-3225	16	2	1E04	1A6150-05080	STRAINER,200-MESH	NPC-3226	6	1	1F08
XM91968	PLATE	NPC-3224	16	3	1C04	1A6150-05150	CYLINDER 35X88,HYD.	NPC-3226	6	35	1F08
		NPC-3225	16	3	1E04	1A6150-05310	FLANGE R1/4	NPC-3226	6	2	1F08
XM91969	STATOR	NPC-3224	16	4	1C04	1A6150-05450	OIL FILTER	NPC-3226	6	3	1F08
		NPC-3225	16	4	1E04	1A6150-05520	HOSE P204B8070	NPC-3226	6	6	1F08
XYSPS4008	SCREW	NPC-3224	16	7	1C04					7	1F08
		NPC-3225	16	7	1E04	1A6150-05530	HOSE P204AB046	NPC-3226	6	8	1F08
X2114275010	SWITCH ASSY, MAGNET	NPC-3224	15	14-1	1C03					9-1	1F08
		NPC-3225	15	14-1	1E03	1A6150-05540	HOSE P204AB043	NPC-3226	6	9	1F08
X2114560130	LEVER KIT, SHIFT	NPC-3224	15	2	1C03	1A6150-05560	HOSE A,LP RUBBER	NPC-3226	6	10	1F08
		NPC-3225	15	2	1E03	1A6150-05570	HOSE B,L.P.RUBBER	NPC-3226	6	11	1F08
X2114715500	STOPPER SET, PINION	NPC-3224	15	3	1C03	1A6150-05571	HOSE B,L.P.RUBBER	NPC-3226	6	11-1	1F08
		NPC-3225	15	3	1E03	1A6150-05572	HOSE B,L.P.RUBBER	NPC-3226	6	11-2	1F08
X2114811000	WASHER KIT, THRUST	NPC-3224	15	4	1C03	1A6150-05580	JOINT PT1/2X20	NPC-3226	6	12	1F08
		NPC-3225	15	4	1E03	1A6150-05600	STAY COMP.,FILTER	NPC-3226	6	13	1F08
1A1040-43900	SPRING WASHER	NPC-3226	16	6	1G05	1A6150-05601	FILTER STAY	NPC-3226	6	13-1	1F08
			41	13	1I06	1A6150-05650	FLANGE, FILTER	NPC-3226	6	14	1F08
1A1040-48070	PLUG 10	NPC-3226	12	9	1F16	1A6150-06200	SHROUD COMPL.	NPC-3226	7	1	1F10
			40	6	1I05	1A6150-06201	SHROUD COMPL.	NPC-3226	7	1-1	1F10
			44	4	1I10	1A6150-06300	SEAL 3X10X360	NPC-3226	7	2	1F10
1A1041-11200	CAP,MAIN PULLEY	NPC-3226	38	2	1I02	1A6150-06350	SEAL 705	NPC-3226	7	3	1F10
				17	1I02	1A6150-07050	BATTERY 50B24R,DRY	NPC-3226	8	1	1F11
1A1070-28210	WINDOW 20,OIL CHECK	NPC-3226	12	8	1F16	1A6150-08100	GAUGE COMP.,FUEL	NPC-3226	9	2	1F12
1A1140-66050	SPRING STAND	NPC-3226	47	5	1I13	1A6150-08180	SWITCH,P.T.O.SAFETY	NPC-3226	9	3	1F12
1A1280-69500	PULLEY 105-50	NPC-3226	16	8	1G05	1A6150-08200	HARNESS (A), WIRE	NPC-3226	10	1	1F13
1A1380-23710	WASHER 16.5X23X2	NPC-3226	33	2	1H12	1A6150-08201	HARNESS (A), WIRE	NPC-3226	10	1-1	1F13
1A1380-48150	PLUG 15,RUBBER	NPC-3226	47	36	1I14	1A6150-08202		NPC-3226	10	1-2	1F13
1A1380-51700	KNOB,TOOL COMPARTM'T	NPC-3226	29	18	1H07	1A6150-08250	CABLE, BATTERY	NPC-3226	10	2	1F13
1A1550-56250	SPRING, BRAKE	NPC-3226	35	4	1H14	1A6150-08260	BATTERY EARTH CABLE	NPC-3226	10	3	1F13
1A1680-29180	BEARING	NPC-3226	13	9	1G02	1A6150-08270	CUSHION A,WR.HARNESS	NPC-3226	7	11	1F10
1A1680-56450	SPRING,DIFF.LEVER	NPC-3226	9	42	1F12	1A6150-11150	SHAFT,FRONT P.T.O.	NPC-3226	11	2	1F15
1A1680-83000	BAG,TOOL	NPC-3226	52	1	1J11	1A6150-11250	FAN,HST COOLING	NPC-3226	11	3	1F15
1A1700-92310	COVER W/FLNG.52,BLND	NPC-3226	44	12	1I10	1A6150-11300	DRIVE SHAFT	NPC-3226	11	4	1F15

PART NO.	DESCRIPTION	CATALOG NO.	GRP. NO.	REF. NO.	LOC NO.	PART NO.	DESCRIPTION	CATALOG NO.	GRP. NO.	REF. NO.	LOC NO.
1A6150-11350	JOINT COMP., FAN	NPC-3226	11	5	1F15	1A6150-15410	STAY, MOWER BRAKE	NPC-3226	18	1	1G07
1A6150-11500	COVER, HST FAN	NPC-3226	11	12	1F15	1A6150-15440	WIRE, RETURN	NPC-3226	18	2	1G07
1A6150-12001	CASE L, TRANSMISSION	NPC-3226	12	1	1F16	1A6150-15450	WIRE, MOWER BRAKE	NPC-3226	18	3	1G07
1A6150-12002	CASE L, TRANSMISSION	NPC-3226	12	1- 1	1F16	1A6150-15451	WIRE, MOWER BRAKE	NPC-3226	18	3- 1	1G07
1A6150-12003	CASE L, TRANSMISSION	NPC-3226	12	1- 2	1F16	1A6150-15500	COVER, BELT	NPC-3226	17	3	1G06
1A6150-12011	CASE R, TRANSMISSION	NPC-3226	12	2	1F16	1A6150-15501	COVER, BELT	NPC-3226	17	3- 1	1G06
1A6150-12012	HOUSING (R), TRANS.	NPC-3226	12	2- 1	1F16	1A6150-15510	BRAKE COMP., MOWER	NPC-3226	18	4	1G07
1A6150-12020	COLLAR 30X47X16	NPC-3226	13	1	1G02	1A6150-15511	BRAKE COMP., MOWER	NPC-3226	18	4- 1	1G07
1A6150-12030	U-BOLT M10	NPC-3226	12	3	1F16	1A6150-15530	STAY COMP., BELT CVR.	NPC-3226	18	7	1G07
1A6150-12040	BRACKET CMP., TRANSM.	NPC-3226	12	4	1F16	1A6150-15550	RETAINER COMP., BELT	NPC-3226	17	4	1G06
1A6150-12041	BRACKET CMP., TRANSM.	NPC-3226	12	4- 1	1F16	1A6150-15590	ARM	NPC-3226	18	6	1G07
1A6150-12042	BRACKET CMP., TRANSM.	NPC-3226	12	4- 2	1F16	1A6150-15610	SPRING, MOWER BRAKE	NPC-3226	18	8	1G07
1A6150-12043	BRACKET CMP., TRANSM.	NPC-3226	12	4- 3	1F16	1A6150-15611	SPRING	NPC-3226	18	8- 1	1G07
1A6150-12080	BOLT M8X195	NPC-3226	12	5	1F16					8- 2	1G07
1A6150-12100	STAY B L	NPC-3226	12	25	1F16	1A6150-15650	COLLAR 14X21.7X10	NPC-3226	18	19	1G07
1A6150-12120	STAY B R	NPC-3226	12	26	1F16	1A6150-15651	COLLAR	NPC-3226	18	19- 1	1G07
1A6150-12200	GEAR 11	NPC-3226	13	2	1G02	1A6150-15660	COLLAR 13.8X8.2X15	NPC-3226	18	9	1G07
1A6150-12210	GEAR 53	NPC-3226	13	3	1G02	1A6150-15670	COLLAR 10.5X6.5	NPC-3226	18	10	1G07
1A6150-12211	GEAR 53	NPC-3226	13	3- 1	1G02	1A6150-15680	SHOE ASSY, BRAKE	NPC-3226	18	5	1G07
1A6150-12221	SHAFT, COUNTER	NPC-3226	13	4	1G02	1A6150-17100	BRAKE ASSY	NPC-3226	14	2	1G03
1A6150-12222	SHAFT, COUNTER	NPC-3226	13	4- 1	1G02	1A6150-17110	SHOE, BRAKE	NPC-3226	14	4	1G03
1A6150-12230	LINER 25X31X3.5	NPC-3226	13	5	1G02	1A6150-17120	GASKET, BRAKE COVER	NPC-3226	14	5	1G03
1A6150-12231	LINER 25X31X3.5	NPC-3226	13	5- 1	1G02	1A6150-17140	COVER COMP., BRAKE	NPC-3226	14	6	1G03
1A6150-12232	LINER 25X31X3.5	NPC-3226	13	5- 2	1G02	1A6150-21150	AXLE ASSY, FRONT	NPC-3226	19	1	1G10
1A6150-12260	LINER 25X31X1	NPC-3226	13	6	1G02	1A6150-21151	AXLE ASSY, FRONT	NPC-3226	19	1- 1	1G10
1A6150-12261	LINER 20X31X10	NPC-3226	13	6- 1	1G02	1A6150-21200	PIN L COMP., KING	NPC-3226	19	2	1G10
1A6150-12270	PLUG 52X6.5	NPC-3226	13	14- 1	1G02	1A6150-21201	PIN L COMP., KING	NPC-3226	19	2- 1	1G10
1A6150-12500	SHAFT, BRAKE	NPC-3226	14	1	1G03	1A6150-21250	PIN R COMP., KING	NPC-3226	19	3	1G10
1A6150-12510	DRUM ASSY, BRAKE	NPC-3226	14	3	1G03	1A6150-21251	PIN R COMP., KING	NPC-3226	19	3- 1	1G10
1A6150-13010	HST ASSY.	NPC-3226	15	1	1G04	1A6150-21290	BUSH 25X28X30	NPC-3226	19	4	1G10
1A6150-13050	ARM, PRESS. RELEASE	NPC-3226	15	3	1G04	1A6150-21300	ARM COMP., KNUCKLE	NPC-3226	19	5	1G10
1A6150-13060	COLLAR 10.5X20X15	NPC-3226	15	4	1G04	1A6150-21301	ARM COMP., KNUCKLE	NPC-3226	19	5- 1	1G10
1A6150-13070	BAR 6	NPC-3226	15	5	1G04	1A6150-21350	WHEEL CAP	NPC-3226	19	6	1G10
1A6150-13080	PLATE	NPC-3226	15	13	1G04	1A6150-22200	SHAFT(L)	NPC-3226	20	1	1G11
1A6150-13090	SPRING, LOCK	NPC-3226	15	14	1G04	1A6150-22210	SHAFT(R)	NPC-3226	20	2	1G11
1A6150-13200	SEAL 173007	NPC-3226	15	1B	1G04	1A6150-22250	FLANGE COMP., AXLE	NPC-3226	20	3	1G11
1A6150-13210	SEAL TB183207	NPC-3226	15	1C	1G04	1A6150-22690	GEAR COMP., DIFF.	NPC-3226	21	1	1G12
1A6150-13220	SEALTCV163007	NPC-3226	15	1D	1G04	1A6150-22700	CASE, DIFFERENTIAL	NPC-3226	21	2	1G12
1A6150-13230	O-RING P3	NPC-3226	15	1E	1G04	1A6150-22750	SHIM 0.2, DIFF.CASE	NPC-3226	21	12	1G12
1A6150-13240	SEAL	NPC-3226	15	1G	1G04	1A6150-22760	SHIM 0.3, DIFF.CASE	NPC-3226	21	13	1G12
1A6150-15010	V-BELT LB35-AG6	NPC-3226	16	19	1G05	1A6150-22770	SHIM 0.1, DIFF.CASE	NPC-3226	21	15	1G12
1A6150-15070	V-PULLEY 121	NPC-3226	16	1	1G05	1A6150-22800	COVER, DIFF.CASE	NPC-3226	21	3	1G12
1A6150-15080	SHAFT(P T O)	NPC-3226	16	2	1G05	1A6150-23000	WHEEL KIT, FRONT TIRE	NPC-3226	22	1	1G13
1A6150-15081	SHAFT(P T O)	NPC-3226	16	2- 1	1G05	1A6150-23010	TIRE 16X6.50-8 COMP.	NPC-3226	22	2	1G13
1A6150-15100	CASE, P.T.O.	NPC-3226	16	3	1G05	1A6150-23020	TIRE 16X6.50-8	NPC-3226	22	3	1G13
1A6150-15101	CASE, P.T.O.	NPC-3226	16	3- 1	1G05	1A6150-23030	WHEEL 5.375IX8DC	NPC-3226	22	5	1G13
1A6150-15102	CASE, P.T.O.	NPC-3226	16	3- 2	1G05	1A6150-23250	WHEEL KIT, REAR TIRE	NPC-3226	22	7	1G13
1A6150-15200	DRIVE SHAFT	NPC-3226	16	4	1G05	1A6150-23260	TIRE 23X10.5-12 CMP.	NPC-3226	22	8	1G13
1A6150-15220	COLLAR 55X65X3	NPC-3226	16	5	1G05	1A6150-23270	TIRE 23X10.5-12	NPC-3226	22	9	1G13
1A6150-15221	COLLAR 55X65X4.5	NPC-3226	16	5- 1	1G05	1A6150-23280	WHEEL 7JA-12WDC	NPC-3226	22	11	1G13
1A6150-15250		NPC-3226	16	5- 2	1G05	1A6150-25050	GEAR 8, STEERING	NPC-3226	23	3	1G14
1A6150-15300	ARM, TENSION	NPC-3226	17	1	1G06	1A6150-25051	GEAR 8, STEERING	NPC-3226	23	3- 1	1G14
1A6150-15301	ARM COMP., TENSION	NPC-3226	17	1- 1	1G06	1A6150-25060	STOPPER	NPC-3226	23	4	1G14
1A6150-15370	FULCRUM COMP, TENSION	NPC-3226	17	2	1G06	1A6150-25061	STOPPER	NPC-3226	23	4- 1	1G14

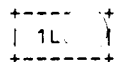
PART NO.	DESCRIPTION	CATALOG NO.	GRP. NO.	REF. NO.	LOC. NO.	PART NO.	DESCRIPTION	CATALOG NO.	GRP. NO.	REF. NO.	LOC. NO.
1A6150-25070	WHEEL COMP.,SECTOR	NPC-3226	23	5	1G14	1A6150-42740	SEAL 10X50X50	NPC-3226	29	15-	1 1H07
1A6150-25100	STEERING BOX	NPC-3226	23	6	1G14	1A6150-42750	SEAL 15X15X200	NPC-3226	29	16	1H07
1A6150-25101	STEERING BOX	NPC-3226	23	6-	1 1G14	1A6150-42760	SEAL 15X15X100	NPC-3226	29	17	1H07
1A6150-25120	SHAFT, STEERING	NPC-3226	23	7	1G14	1A6150-43010	FENDER	NPC-3226	30	1	1H08
1A6150-25121	SHAFT, STEERING	NPC-3226	23	7-	1 1G14	1A6150-43020	RUBBER, CUSHION	NPC-3226	30	2	1H08
1A6150-25130		NPC-3226	23	1-	1 1G14	1A6150-43030	REFLECTOR	NPC-3226	30	3	1H08
1A6150-25200	COLUMN COMPL.	NPC-3226	23	8	1G14	1A6150-43100	MAT L,RUBBER	NPC-3226	30	4	1H08
1A6150-25201	COLUMN ASSY	NPC-3226	23	8-	1 1G14	1A6150-43120	MAT R,RUBBER	NPC-3226	30	5	1H08
1A6150-25400	STAY B	NPC-3226	23	9	1G14	1A6150-44150	BRACKET COMP, SEAT	NPC-3226	31	3	1H09
1A6150-25401	STAY B	NPC-3226	23	9-	1 1G14	1A6150-44151	BRACKET COMP, SEAT	NPC-3226	31	3-	1 1H09
1A6150-26050	TIE-ROD ASSY	NPC-3226	25	2	1G16	1A6150-44152	BRACKET COMP.,SEAT	NPC-3226	31	3-	2 1H09
1A6150-26100	ROD, DRAG	NPC-3226	25	3	1G16	1A6150-44300	LEVER, GOVERNOR	NPC-3226	31	4	1H09
1A6150-26101	ROD, DRAG	NPC-3226	25	3-	1 1G16	1A6150-44330	SPRING,LEVER RETURN	NPC-3226	31	5	1H09
1A6150-31010	CHASSIS COMPL.	NPC-3226	26	1	1H02	1A6150-44333	SPRING,LEVER RETURN	NPC-3226	31	5-	1 1H09
1A6150-31450	COLLAR 20X11X65.5	NPC-3226	26	2	1H02	1A6150-44350	STAY ASSY, SEAT	NPC-3226	31	6	1H09
1A6150-31451		NPC-3226	26	2-	1 1H02	1A6150-51010	LEVER,	NPC-3226	32	4	1H11
1A6150-31550	BRACKET COMP.,HOSE	NPC-3226	26	3	1H02	1A6150-51100	WIRE, ACCEL	NPC-3226	32	5	1H11
1A6150-31650	SEAL 12X40X205	NPC-3226	26	7	1H02	1A6150-51101	WIRE, ACCEL	NPC-3226	32	5-	1 1H11
1A6150-35050	U-FITTINGS	NPC-3226	27	1	1H03	1A6150-51110	SPRING,ACCEL.WIRE LC	NPC-3226	32	6	1H11
1A6150-35060	HITCH, FRONT	NPC-3226	27	2	1H03	1A6150-53100	PEDAL COMP.,HST	NPC-3226	33	4	1H12
1A6150-35150	HOOK	NPC-3226	27	3	1H03	1A6150-53180	STOPPER,HST PEDAL	NPC-3226	33	5	1H12
1A6150-35200	LINK COMP.,REAR	NPC-3226	27	4	1H03	1A6150-53200	ARM COMP.,NEUTRAL	NPC-3226	33	6	1H12
1A6150-35250	SHAFT COMPL.,FULCRUM	NPC-3226	27	5	1H03	1A6150-53300	ROD A COMP.,CHANGE	NPC-3226	33	7	1H12
1A6150-35251	SHAFT COMPL.,FULCRUM	NPC-3226	27	5-	1 1H03	1A6150-53320	ROD B,CHANGE	NPC-3226	33	8	1H12
1A6150-35300	ARM B COMPL.	NPC-3226	27	6	1H03	1A6150-53321	ROD B,CHANGE	NPC-3226	33	8-	1 1H12
1A6150-35301	ARM B COMPL.	NPC-3226	27	6-	1 1H03	1A6150-53340	SPRING,HST ROD	NPC-3226	33	9	1H12
1A6150-35350	HOOK COMP.,REAR	NPC-3226	27	7	1H03	1A6150-53341	SPRING,HST ROD	NPC-3226	33	9-	1 1H12
1A6150-35351	HOOK COMP.,REAR	NPC-3226	27	7-	1 1H03	1A6150-53350	CAM COMP.,NEUTRAL	NPC-3226	33	10	1H12
1A6150-35400	ROD,THREADED	NPC-3226	27	8	1H03	1A6150-53380	SHAFT	NPC-3226	33	11	1H12
1A6150-35700	COLLAR 12.7X17.3X5.5	NPC-3226	27	12	1H03	1A6150-53420	CAM A	NPC-3226	34	4	1H13
1A6150-35750		NPC-3226	27	31	1H04	1A6150-53430	CAM B	NPC-3226	34	5	1H13
1A6150-41100	BONNET	NPC-3226	28	3	1H06	1A6150-53440	LEVER COMP.,CRUISE	NPC-3226	34	6	1H13
1A6150-41120	PAD, (RUBBER)	NPC-3226	28	4	1H06	1A6150-53470	SHAFT COMP.,CRUISE	NPC-3226	34	7	1H13
1A6150-41150	COVER	NPC-3226	28	5	1H06	1A6150-53500	PLATE ASSY, PRESSURE	NPC-3226	34	8	1H13
1A6150-41160	STAY	NPC-3226	28	6	1H06	1A6150-53600	ROD B COMP.,BRAKE	NPC-3226	35	10	1H14
1A6150-41300	HINGE COMP.,BONNET	NPC-3226	28	7	1H06	1A6150-54300	PEDAL ASSY	NPC-3226	36	3	1H15
1A6150-41400	COVER "A", COOLER	NPC-3226	28	8	1H06	1A6150-54301	PEDAL ASSY	NPC-3226	36	3-	1 1H15
1A6150-41550	SEAT COMP.,HINGE	NPC-3226	28	9	1H06	1A6150-54360	LOCK PLATE	NPC-3226	36	4	1H15
1A6150-42010	HOUSE COMP.,COLUMN	NPC-3226	29	4	1H07	1A6150-54370	COLLAR 8X14X7	NPC-3226	28	2-	1 1H06
1A6150-42011	HOUSE COMP.,COLUMN	NPC-3226	29	4-	1 1H07				36	2-	1 1H15
1A6150-42300	COVER C COMP.,COLUMN	NPC-3226	29	5	1H07	1A6150-54400	LINK, BRAKE	NPC-3226	36	5	1H15
1A6150-42380	STAY L,COLUMN FRONT	NPC-3226	29	6	1H07	1A6150-54540	ROD A COMP.,BRAKE	NPC-3226	35	1	1H14
1A6150-42390	STAY R,COLUMN FRONT	NPC-3226	29	7	1H07	1A6150-54580	ROD C,BRAKE	NPC-3226	35	2	1H14
1A6150-42400	COVER L COMP.,COLUMN	NPC-3226	29	8	1H07	1A6150-54650	SPRING,PAKING BRAKE	NPC-3226	36	6	1H15
1A6150-42401	COVER L COMP.,COLUMN	NPC-3226	29	8-	1 1H07	1A6150-54700	LINK COMP.,BRAKE ROD	NPC-3226	35	3	1H14
1A6150-42500	COVER R COMP.,COLUMN	NPC-3226	29	9	1H07	1A6150-57100	LEVER, P.T.O.	NPC-3226	37	2	1H16
1A6150-42580	SEAL,COLUMN COVER	NPC-3226	29	10	1H07	1A6150-57200	WIRE,P.T.O.CLUTCH	NPC-3226	37	3	1H16
1A6150-42581	SEAL,COLUMN COVER	NPC-3226	29	10-	1 1H07	1A6150-57201	WIRE,P.T.O.CLUTCH	NPC-3226	37	3-	1 1H16
1A6150-42590	SEAL,COLUMN COVER B	NPC-3226	29	23	1H07	1A6150-57210	SPR'G,CLTCH WIRE ARM	NPC-3226	37	4	1H16
1A6150-42700	HANDLE PANEL	NPC-3226	29	11	1H07	1A6150-57211	SPRING	NPC-3226	37	4-	1 1H16
1A6150-42710	SEAL 10X30X160	NPC-3226	29	12	1H07	1A6150-57220	LINK	NPC-3226	37	5	1H16
1A6150-42720	SEAL 10X30X210	NPC-3226	29	13	1H07	1A6150-61000	DECK ASSY, MOWER	NPC-3226	38	1	1I02
1A6150-42730	SEAL A,STEERING	NPC-3226	29	14	1H07	1A6150-61001	DECK ASSY, MOWER	NPC-3226	38	1-	1 1I02
1A6150-42740	SEAL 10X50X50	NPC-3226	29	15	1H07	1A6150-61320		NPC-3226	38	1C	1I02

PART NO.	DESCRIPTION	CATALOG NO.	GRP. NO.	REF. NO.	LOC. NO.	PART NO.	DESCRIPTION	CATALOG NO.	GRP. NO.	REF. NO.	LOC. NO.	
1A6150-61320		NPC-3226	38	240	1I02	1A6150-71250	STAY CMP.,THROWR.DR.	NPC-3226	44	11	1I10	
1A6150-61700	COVER (L)	NPC-3226	38	3	1I02	1A6150-71251	STAY CMP.,THROWR.DR.	NPC-3226	44	11- 1	1I10	
1A6150-61701	COVER (L)	NPC-3226	38	3- 1	1I02	1A6150-71350	PLATE 25X81	NPC-3226	44	13	1I10	
1A6150-61750	COVER R	NPC-3226	38	18	1I02	1A6150-71370	COLLAR 20X27X38.7	NPC-3226	44	14	1I10	
1A6150-61751	COVER(R	NPC-3226	38	18- 1	1I02	1A6150-72010	SHAFT,THROWER FAN	NPC-3226	46	2	1I12	
1A6150-61770	COVER	NPC-3226	38	9	1I02	1A6150-72050	CASE,THROWER SHAFT	NPC-3226	46	11	1I12	
1A6150-61800	GRILLE R	NPC-3226	38	10	1I02	1A6150-72100	JOINT 173	NPC-3226	45	2	1I11	
1A6150-61801	COVER(R	NPC-3226	38	10- 1	1I02	1A6150-72101	JOINT 173	NPC-3226	45	2- 1	1I11	
1A6150-61830	SEAL 3X10X50	NPC-3226	38	4	1I02	1A6150-72200	FAN 360 COMPL.	NPC-3226	46	3	1I12	
				11	1I02	1A6150-72300	SPRING H14,BLLVLL.	NPC-3226	46	4	1I12	
1A6150-61840	SEAL 3X10X85	NPC-3226	38	12	1I02	1A6150-73010	CASING COMP.,THROWER	NPC-3226	47	7	1I13	
1A6150-61850	SEAL 3X10X135	NPC-3226	38	5	1I02	1A6150-73100	CASE COMPL.,THROWER	NPC-3226	47	8	1I13	
				13	1I02	1A6150-73101	CASE COMPL.,THROWER	NPC-3226	47	8- 1	1I13	
1A6150-61860	SEAL 3X10X225	NPC-3226	38	19	1I02	1A6150-73250	PLATE COMP.,INLET	NPC-3226	47	9	1I13	
1A6150-61870	SEAL 3X10X345	NPC-3226	38	6	1I02	1A6150-73251	PLATE COMP.,INLET	NPC-3226	47	9- 1	1I13	
1A6150-61890	RUBBER 300,EDGE	NPC-3226	29	19	1H07	1A6150-73300	PIPE,TROWER SUPPORT	NPC-3226	47	10	1I13	
				38	14	1I02	1A6150-73350	LEVER L	NPC-3226	47	11	1I13
1A6150-61891	RUBBER 250,EDGE	NPC-3226	29	19- 1	1H07	1A6150-73351	LEVER L	NPC-3226	47	11- 1	1I13	
				38	14- 1	1I02	1A6150-73352	LEVER L	NPC-3226	47	11- 2	1I13
1A6150-61900	RUBBER 220,EDGE	NPC-3226	38	15	1I02	1A6150-73400	COVER, JOINT	NPC-3226	47	12	1I13	
1A6150-61910	DEFLECTOR COMPL.	NPC-3226	39	1	1I04	1A6150-73411	COVER, JOINT	NPC-3226	47	12- 1	1I13	
1A6150-61911	DEFLECTOR COMPL.	NPC-3226	39	1- 1	1I04	1A6150-73430	BOLT M10X155	NPC-3226	47	23	1I14	
1A6150-61960	STAY R, COVER	NPC-3226	38	20	1I02	1A6150-73460	COVER, JOINT	NPC-3226	47	33	1I14	
1A6150-61980	SPRING 3.OX 18X 71	NPC-3226	39	2	1I04	1A6150-73550	PLATE 25X135	NPC-3226	47	3	1I13	
1A6150-62010	CASE,BEVEL GEAR	NPC-3226	40	7	1I05	1A6150-73551	PLATE 25X123	NPC-3226	47	3- 1	1I13	
1A6150-62070	GEAR 16T,BEVEL	NPC-3226	40	8	1I05	1A6150-73560	SPRING	NPC-3226	47	6- 1	1I13	
1A6150-62090	GEAR 21T,BEVEL	NPC-3226	40	9	1I05					6- 2	1I13	
1A6150-62100	SHAFT,BEVEL GEAR	NPC-3226	40	10	1I05	1A6150-73650	SPRING,HOOK	NPC-3226	47	5- 1	1I13	
1A6150-62200	COLLAR 20X27X32	NPC-3226	40	11	1I05	1A6150-75000	FLAME	NPC-3226	56	1	1J04	
1A6150-63010	V-PULLEY 146B1	NPC-3226	41	1	1I06	1A6150-75100	BRACKET	NPC-3226	56	2	1J04	
1A6150-63030	HOLDER,CENTER PULLEY	NPC-3226	41	4	1I06	1A6150-75150	BRACKET	NPC-3226	56	3	1J04	
1A6150-63050	SUPPORT A,HOLDER	NPC-3226	41	5	1I06	1A6150-75200	ELBOW	NPC-3226	57	1	1J05	
1A6150-63100	SHAFT,BLADE	NPC-3226	41	14	1I06	1A6150-75220	ELBOW	NPC-3226	57	2	1J05	
1A6150-63101	SHAFT,BLADE	NPC-3226	41	14- 1	1I06	1A6150-75240	COLER	NPC-3226	57	3	1J05	
1A6150-63160	V-PULLEY 146B2	NPC-3226	41	2	1I06	1A6150-75260	SHUTE	NPC-3226	57	4	1J05	
1A6150-63250	HOLDER,SIDE PULLEY	NPC-3226	41	16	1I06	1A6150-75300	BACK	NPC-3226	58	1	1J06	
1A6150-63270	SUPPORT B,HOLDER	NPC-3226	41	17	1I06	1A6150-75310	BACK FRAME	NPC-3226	58	2	1J06	
1A6150-63300	ARM, TENSION	NPC-3226	41	21	1I06	1A6150-75320	BACK BRACKET	NPC-3226	58	3	1J06	
1A6150-63350	SPRING, TENSION	NPC-3226	41	22	1I06	1A6150-75330	BOLT	NPC-3226	58	4	1J06	
1A6150-63400	BRACKET COMP.,HOOK	NPC-3226	41	23	1I06	1A6150-75340	WASHER	NPC-3226	58	5	1J06	
1A6150-63500	ROLLER, TENSION	NPC-3226	41	24	1I06	1A6150-75350	NUT 1/4-28	NPC-3226	58	6	1J06	
1A6150-64110	BLADE	NPC-3226	42	2	1I07	1A6150-75360	BOLT	NPC-3226	58	7	1J06	
1A6150-64111	BLADE	NPC-3226	42	2- 1	1I07	1A6150-75370	NUT	NPC-3226	58	8	1J06	
1A6150-64200	BRACKET,BLADE	NPC-3226	42	3	1I07	1A6150-75500	BOLT	NPC-3226	59	1	1J07	
1A6150-64210	BOLT M12,SHOULDER	NPC-3226	42	4	1I07	1A6150-75510	WASHER	NPC-3226	59	2	1J07	
1A6150-64211	BOLT M12,SHOULDER	NPC-3226	42	4- 1	1I07	1A6150-75520	SPRING	NPC-3226	59	3	1J07	
1A6150-66010	WHEEL ASSY.,GAUGE	NPC-3226	43	7	1I08	1A6150-75530	WASHER(SPRING	NPC-3226	59	4	1J07	
1A6150-66100	SHAFT	NPC-3226	43	3- 1	1I08	1A6150-75540	NUT	NPC-3226	59	5	1J07	
1A6150-71010	CASE,THROWER BEVEL	NPC-3226	44	6	1I10	1A6150-75550	PIN	NPC-3226	56	4	1J04	
1A6150-71150	SHAFT, OUTPUT I=4.48	NPC-3226	44	7	1I10	1A6150-75560	PIN	NPC-3226	56	5	1J04	
1A6150-71151	SHAFT, OUTPUT	NPC-3226	44	7- 1	1I10	1A6150-75620	PIN	NPC-3226	56	10	1J04	
1A6150-71160	GEAR 17T,BEVEL	NPC-3226	44	8	1I10	1A6150-75700	COVER	NPC-3226	59	6	1J07	
1A6150-71170	GEAR 15T,BEVEL	NPC-3226	44	9	1I10	1A6150-76100	FRAME COMP.,BOX	NPC-3226	48	1	1I15	
1A6150-71200	SHAFT	NPC-3226	44	10	1I10	1A6150-76101	FRAME COMP.,BOX	NPC-3226	48	1- 1	1I15	

PART NO.	DESCRIPTION	CATALOG NO.	GRP. NO.	REF. NO.	LOC. NO.	PART NO.	DESCRIPTION	CATALOG NO.	GRP. NO.	REF. NO.	LOC. NO.
1A6150-76102	FRAME COMP.,BOX	NPC-3226	48	1- 2	1I15	1A6150-91340	LABEL,KEY	NPC-3226	53	11	1J12
1A6150-76230	BOLT 8X 16	NPC-3226	48	46	1I16	1A6150-91360	LABEL,BATTERY	NPC-3226	51	12	1J09
1A6150-76300	SPOUT	NPC-3226	48	2	1I15	1A6150-91370	LABEL,ELEVAT.LINK	NPC-3226	51	13	1J09
1A6150-76301	SPOUT	NPC-3226	48	2- 1	1I15	1A6150-91371	LABEL,ELEVAT.LINK	NPC-3226	51	13- 1	1J09
1A6150-76302	SPOUT	NPC-3226	48	2- 2	1I15				54	4	1J13
1A6150-76320	CHUTE	NPC-3226	48	3	1I15	1A6150-91400	MARK "CE"	NPC-3226	51	14	1J09
1A6150-76321	SHUTE	NPC-3226	48	3- 1	1I15				54	3	1J13
			57	5	1J05	1A6150-91410	LABEL,INCLINE WARN'G	NPC-3226	51	15	1J09
1A6150-76350	PIPE,THROWER INLET	NPC-3226	48	4	1I15	1A6150-91430	LABEL,STEP	NPC-3226	51	16	1J09
1A6150-76370	PIPE	NPC-3226	48	47	1I16	1A6150-92010	LABEL, RM48	NPC-3226	51	32	1J10
1A6150-76400	FRAME COMP.,COVER	NPC-3226	48	5	1I15	1A6150-92100	LABEL	NPC-3226	51	27	1J09
1A6150-76500	STAY,BOX FRAME	NPC-3226	48	6	1I15	1A6150-92110	LABEL	NPC-3226	54	5	1J13
			56	6	1J04	1A6150-92111	LABEL,DANGER BLADE	NPC-3226	54	5- 1	1J13
1A6150-76630	BOX,FRONT	NPC-3226	48	7	1I15	1A6150-92120	LABEL	NPC-3226	51	28	1J09
1A6150-76640	BOX,REAR	NPC-3226	48	8	1I15	1A6150-92130	LABEL	NPC-3226	51	29	1J09
1A6150-76650	LEVER COMP.,BOX	NPC-3226	48	9	1I15	1A6150-92140	LABEL	NPC-3226	51	30	1J09
1A6150-76651	LEVER COMP.,BOX	NPC-3226	48	9- 1	1I15	1A6150-92150	LABEL,CUTTING HEIGHT	NPC-3226	51	19	1J09
1A6150-76652	LEVER COMP.,BOX	NPC-3226	48	9- 2	1I15				53	12	1J12
1A6150-76700	ROD,NOTCH	NPC-3226	48	10	1I15	1A6150-92200	LABEL	NPC-3226	51	31	1J10
1A6150-76710	SEAL 3.2	NPC-3226	48	11	1I15	1A6150-92210	LABEL,S 105	NPC-3226	51	23	1J09
1A6150-76730	METAL,BOX	NPC-3226	48	12	1I15	1A6150-93100	LABEL,THROWER	NPC-3226	51	20	1J09
1A6150-76740	GROMMET 31	NPC-3226	48	13	1I15	1A6150-93101	LABEL,THROWER	NPC-3226	51	20- 1	1J09
1A6150-76780	SPRING,HOOK RETURN	NPC-3226	48	14	1I15				54	6	1J13
1A6150-76810	ROD	NPC-3226	48	15	1I15	1A6150-93150	LABEL,COVER	NPC-3226	51	21	1J09
1A6150-76811	ROD	NPC-3226	48	15- 1	1I15	1A6150-93151	LABEL,COVER	NPC-3226	51	21- 1	1J09
1A6150-76812	ROD	NPC-3226	48	15- 2	1I15				54	7	1J13
1A6150-76820	HOOK	NPC-3226	48	16	1I15	1A6150-93200	LABEL,JOINT	NPC-3226	51	24	1J09
1A6150-76830	WASHER 35X45X3	NPC-3226	48	17	1I15	1A6150-94100	LABEL,BOX	NPC-3226	51	22	1J09
1A6150-76840	WASHER 7X26X3	NPC-3226	48	18	1I15	1A6150-94200	LABEL,CAUTION	NPC-3226	54	8	1J13
1A6150-76850	PLATE	NPC-3226	48	19	1I15	1A6150-94201	LABEL,CAUTION	NPC-3226	54	8- 1	1J13
1A6150-76860	STAY COMP.,SENSOR	NPC-3226	49	1	1J01	1A6150-94300	LABEL "LC550A"	NPC-3226	51	25	1J09
1A6150-76900	SENSOR ASSY.,GRASS	NPC-3226	50	2	1J02	1A6155-07050	BATTERY 50B24R	NPC-3226	8	7	1F11
1A6150-76910	COVER	NPC-3226	49	2	1J01	1A6155-15500	COVER, BELT	NPC-3226	17	16	1G06
1A6150-76920	HARNESS,CATCHER	NPC-3226	50	3	1J02	1A6155-75990	LABEL,INCLINE BACK	NPC-3226	55	14	1J03
1A6150-76930	SHAFT 6X96	NPC-3226	49	3	1J01	1A6155-91310	LABEL, PARK'G LEVER	NPC-3226	53	5	1J12
1A6150-76940	GRIP	NPC-3226	48	44- 1	1I16	1A6155-91320	LABEL	NPC-3226	55	6	1J03
1A6150-76950	BAND 250	NPC-3226	50	6- 1	1J02	1A6155-91330	LABEL, HST	NPC-3226	53	6	1J12
1A6150-91100	LABEL 18-L,SIDE	NPC-3226	51	1	1J09	1A6155-91370	LABEL,ELEVAT.LINK	NPC-3226	55	3	1J03
			53	1	1J12	1A6155-91410	LABEL	NPC-3226	55	7	1J03
1A6150-91130	LABEL 18-R,SIDE	NPC-3226	51	2	1J09	1A6155-91430			55	5	1J03
			53	2	1J12	1A6155-92100	LABEL,BLADE	NPC-3226	55	11	1J03
1A6150-91200	LABEL,LEVER	NPC-3226	51	3	1J09	1A6155-92120			55	9	1J03
			53	3	1J12	1A6155-93100			55	16	1J03
1A6150-91210	LABEL,BELT	NPC-3226	51	7	1J09	1A6155-93150	LABEL,COVER	NPC-3226	55	15	1J03
1A6150-91250	LABEL,RAKE CAUTION	NPC-3226	51	8	1J09	1A6155-93200	LABEL, JOINT	NPC-3226	53	14	1J12
1A6150-91251	LABEL,RAKE CAUTION	NPC-3226	51	8- 1	1J09				55	2	1J03
			54	1	1J13	1A6155-94100	LABAL,BOX	NPC-3226	55	17	1J03
1A6150-91310	LABEL,PARK'G LEVER	NPC-3226	51	9	1J09	1A6155-94200	LABEL,CAUTION	NPC-3226	55	12	1J03
1A6150-91311	LABEL,PARK'G LEVER	NPC-3226	51	9- 1	1J09	1A6155-94400	LABEL,BOX	NPC-3226	53	15	1J12
1A6150-91320	LABEL,OPERAT.PROCED.	NPC-3226	51	10	1J09	1A6155-98500	MANUAL,RID.MOWER OP.	NPC-3226	52	5	1J11
1A6150-91321	LABEL,OPERAT.PROCED.	NPC-3226	51	10- 1	1J09	1A6210-13690	WHEEL 3552,THRST.STR	NPC-3226	13	16	1G02
			54	2	1J13	1A6230-43010	FENDER	NPC-3226	30	9	1H08
1A6150-91330	LABEL,HST	NPC-3226	51	11	1J09	1A6230-91100	LABEL 16-L,SIDE	NPC-3226	51	4	1J09
1A6150-91340	LABEL,KEY	NPC-3226	51	18	1J09	1A6230-91130	LABEL 16-R,SIDE	NPC-3226	51	5	1J09

PART NO.	DESCRIPTION	CATALOG NO.	GRP. NO.	REF. NO.	LOC. NO.	PART NO.	DESCRIPTION	CATALOG NO.	GRP. NO.	REF. NO.	LOC. NO.
1A6230-91200	LABEL, LEVER	NPC-3226	51	6	1J09	1E6680-26621	MOLDINGS A, CHAIN CVR	NPC-3226	29	3	1H07
1C6281-52310	PIN 6, COME-OFF SNAP	NPC-3226	16	7	1G05				47	2- 1	1I13
			35	15	1H14	1E6680-97160	EMBLEM L 560	NPC-3226	53	7	1J12
1C6281-52320	PIN 8, COME-OFF SNAP	NPC-3226	27	9- 1	1H03	1E6681-26250	RETAINER, SNAP RING	NPC-3226	27	4	1G11
1C6400-63230	CLUTCH SPRING	NPC-3226	15	6	1G04	1E6681-76410	MOLDINGS 525	NPC-3226	38	21	1I02
				6- 1	1G04	1E6740-42060	COLLAR 17X25X 9	NPC-3226	17	5	1G06
1C6560-42290	PIN, STRGHT. FIRM SEF	NPC-3226	45	1	1I11	1E6780-82120	STOP UNIT, HORN	NPC-3226	50	4	1J02
1C6600-47980	SPRING, DETENT SUPER	NPC-3226	18	21	1G07	1E6780-82121	STOP UNIT, HORN	NPC-3226	50	4- 1	1J02
1C6660-11120	PIN 8X32, STRAIGHT	NPC-3226	11	1	1F15	1E6820-03580	PIPE L1730, FUEL	NPC-3226	4	2	1F06
1C6780-95950	LABEL	NPC-3226	55	13	1J03	1E6820-51080	TENSION PULLEY 80	NPC-3226	17	7	1G06
1E1061-86100	LABEL A, HOUSING	NPC-3226	51	26	1J09	1E6910-04940	TAPE 20X70, SOFT	NPC-3226	30	10	1H08
1E4010-76220	LOCK SPRING	NPC-3226	27	9	1H03	1E7070-57060	COLLAR 20X25X6	NPC-3226	44	5	1I10
			43	12	1I08	1E7074-62150	NUT 5, PUSH	NPC-3226	53	16	1J12
1E4070-46290	WASHER 9X30X3.2	NPC-3226	43	2	1I08	1E8050-83240	MOLDINGS 440	NPC-3226	38	7	1I02
1E4780-12160	BOSS 35	NPC-3226	23	1	1G14	1E8060-64480	WASHER 14X26X2.5	NPC-3226	46	1	1I12
1E5120-86720	CAUTION, MUFFLER	NPC-3226	55	4	1J03	1E8060-65760	ROLLER 12X22X5.8	NPC-3226	41	25	1I06
1E5020-25340	SPACER 9X28X4.5	NPC-3226	41	13- 1	1I06	1E8080-55240	BEARING	NPC-3226	13	9- 1	1G02
1E6020-83890	CLIP	NPC-3226	50	5	1J02	1E8080-65830	BALL M10, LINK	NPC-3226	25	4	1G16
1E6023-16050	BALL, LINK	NPC-3226	25	1	1G16	1E8080-78690	CATCHER	NPC-3226	28	10	1H06
1E6030-73130	COLLAR 14.5X32X3.2	NPC-3226	36	8- 1	1H15				47	13	1I13
1E6102-84960	BAND 250, WIRE LOCK	NPC-3226	2	26	1F04	1E8130-53120	COLLAR 8.5X11X20	NPC-3226	12	19	1F16
			4	5	1F06	1E8130-66770	ELBOW 1/2-20 W/SEAT	NPC-3226	6	18	1F08
			6	37	1F08	1E8130-66791	ELEMENT COMPL.	NPC-3226	6	4	1F08
				39	1F08	1E8230-97030		NPC-3226	55	8	1J03
				39- 1	1F08	1E8350-33850	SEAL 30X50, DUST	NPC-3226	6	15	1F08
			10	7	1F13	1E8500-97220	DANGER, RADIATOR	NPC-3226	55	1	1J03
				8	1F13	1F4190-82250	COLLAR 25X32X42	NPC-3226	23	10	1G14
				12- 1	1F13	1S7065-11450	COLLAR 8X14X7	NPC-3226	28	2	1H06
			32	14	1H11				36	2	1H15
			37	11	1H16	1T3660-87230	SPRING 14X42	NPC-3226	27	13	1H03
				11- 1	1H16				56	11	1J04
			50	6	1J02	1W0151-09066	SCREW	NPC-3226	28	1	1H06
1E6102-84970	BAND 140, WIRE LOCK	NPC-3226	9	43	1F12	1W3851-00950	LAMP KIT	NPC-3226	9	1	1F12
			10	9	1F13	1W3851-20230	BULB	NPC-3226	9	16	1F12
				10	1F13	1W3852-70061	METER, FUEL	NPC-3226	9	15	1F12
				11	1F13	1W3854-70150	HARNESS	NPC-3226	9	17	1F12
				12	1F13	1W3985-11710	BUSHING	NPC-3226	31	2	1H09
				19	1F13	1W4473-10020	WHEEL, STEERING	NPC-3226	24	1	1G15
				20	1F13	1W4473-20030	CAP	NPC-3226	24	2	1G15
				20- 1	1F13	1W4540-10060	CONTROL VALVE	NPC-3226	5	2	1F07
1E6150-73410	WASHER 12X33X4.5	NPC-3226	37	13	1H16	1W4621-60320	MASK, FRONT	NPC-3226	28	11	1H06
1E6192-53660	RETURN SPRING, MAIN	NPC-3226	14	7	1G03	1W4647-50140	ADJUSTER L	NPC-3226	31	7	1H09
1E6251-32530	RUBBER 74.5X16X1.5	NPC-3226	29	1- 1	1H07	1W4647-50150	ADJUSTER R	NPC-3226	31	8	1H09
1E6470-37420	CAP 60	NPC-3226	38	2- 1	1I02	1W4647-50160	BASE, OPR. SEAT PLATE	NPC-3226	31	9	1H09
				17- 1	1I02	1W4850-10060	HEADLIGHT	NPC-3226	9	4	1F12
				25C	1I03	1W4851-20110	VALVE	NPC-3226	9	6	1F12
1E6511-98910	BAG U, TOOL	NPC-3226	52	1- 1	1J11	1W4851-40030	WIRE ASSY	NPC-3226	9	7	1F12
1E6570-65750	GRIP, CONT. LEVER BLK.	NPC-3226	5	3	1F07	1W4905-70050	PLATE, NAME	NPC-3226	51	17	1J09
1E6570-65751	GRIP, CONTROL LEVER	NPC-3226	5	3- 1	1F07	1W4981-10441	RUBBER	NPC-3226	53	10	1J12
1E6650-63400	COLLAR 20.2X27.2X3M	NPC-3226	27	10	1H03	1W4981-10850	RUBBER	NPC-3226	33	1	1H12
1E6650-82101	SWITCH, KEY GLOW	NPC-3226	9	27	1F12	1W4981-90090	CAP	NPC-3226	36	1	1H15
1E6650-82150	KEY, WATERPROOF	NPC-3226	9	28	1F12	1W4982-11340	SPRING	NPC-3226	15	7	1G04
1E6680-26620	MOLDINGS A, CHN. COVER	NPC-3226	47	2	1I13	1W6501-50020	SHAFT	NPC-3226	31	1	1H09
									43	3	1I08

PART NO.	DESCRIPTION	CATALOG NO.	GRP. NO.	REF. NO.	LOC. NO.	PART NO.	DESCRIPTION	CATALOG NO.	GRP. NO.	REF. NO.	LOC. NO.
1W6521-10080	ROLLER	NPC-3226	43	1	1I08	114371-77140	COVER ASSY, REAR	NPC-3224	15	6	1C03
1W6522-50630	ARM L, CASTER	NPC-3226	43	4	1I08			NPC-3225	15	6	1E03
1W6522-50640	FORK	NPC-3226	43	5	1I08	114371-77160	HOLDER ASSY, BRUSH	NPC-3224	15	7	1C03
1W6522-60530	BRACKET	NPC-3226	43	6	1I08			NPC-3225	15	7	1E03
1W6902-60340	MARK, CASTER	NPC-3226	53	8	1J12	114371-77170	COVER KIT, DUST	NPC-3224	15	11	1C03
1W6902-60350	MARK, CASTER	NPC-3226	53	9	1J12			NPC-3225	15	11	1E03
101304-59020	JOINT 12, PIPE	NPC-3224	14	1	1C02	114371-77180	SHIFT LEVER KIT	NPC-3224	15	2-	1 1C03
					3A 1C02			NPC-3225	15	2-	1 1E03
		NPC-3225	14	1	1E02	114371-79040	BRUSH (-)	NPC-3224	15	8	1C03
					3A 1E02			NPC-3225	15	8	1E03
102100-67080	BOLT, ADJUSTING	NPC-3224	12	92	1B16	114371-79050	BRUSH (+)	NPC-3224	15	9	1C03
		NPC-3225	12	89	1D16			NPC-3225	15	9	1E03
102103-55520	O-RING	NPC-3224	14	14	1C02	114371-79060	SPRING, BRUSH	NPC-3224	15	10	1C03
		NPC-3225	14	14	1E02			NPC-3225	15	10	1E03
104200-55321	VALVE, TAPER	NPC-3224	14	10	1C02	114371-79070	BOLT M 6X 37	NPC-3224	15	17	1C03
		NPC-3225	14	10	1E02			NPC-3225	15	17	1E03
104200-55330	SPRING, TAPER VALVE	NPC-3224	14	11	1C02	119209-35030	O-RING	NPC-3224	9	26-	2 1B12
		NPC-3225	14	11	1E02	119209-59810	PIPE (1), FUEL INJECT	NPC-3224	13	23-	1 1C01
104200-55750	SCREW M 4	NPC-3224	14	19	1C02	119209-59820	PIPE (2), FUEL INJECT	NPC-3224	13	27-	1 1C01
		NPC-3225	14	19	1E02	119209-59830	PIPE (3), FUEL INJECT	NPC-3224	13	31-	1 1C01
104200-59170	GASKET 12	NPC-3224	14	4	1C02	119225-01340	GASKET, (NON-ASB.)	NPC-3225	1	25	1D03
		NPC-3225	14	4	1E02	119225-07910	LIFTER, ENGINE	NPC-3224	4	2	1B06
104200-92350	DRIVER, SCREW	NPC-3226	52	2	1J11			NPC-3225	4	6	1D06
104500-55710	ELEMENT, FUEL	NPC-3224	14	18-	1C02	119225-13101	MANIFOLD, EXHAUST	NPC-3224	6	1	1B09
		NPC-3225	14	18-	1E02			NPC-3225	6	2	1D09
104514-42780	V-BELT (HM-33)	NPC-3224	10	15	1B13	119225-14200	CAM ASSY, F.I. PUMP	NPC-3224	7	18	1B10
		NPC-3225	10	15	1D13			NPC-3225	7	18	1D10
105010-11230	SCREW, VALVE	NPC-3224	4	33	1B06	119225-35300	VALVE ASSY, OIL PRESS	NPC-3224	9	16	1B12
					37 1B06			NPC-3225	9	16	1D12
		NPC-3225	4	38	1D06	119225-51100	PLUNGER W/BARREL	NPC-3224	11	4	1B14
					42 1D06			NPC-3225	11	4	1D14
105025-59550	PIPE, FUEL RETURN	NPC-3224	13	39	1C01	119225-51300	VALVE W/SEAT, DELIV.	NPC-3224	11	22	1B14
		NPC-3225	13	41	1E01			NPC-3225	11	22	1D14
105225-22400	CIRCLIP	NPC-3225	8	25	1D11	119225-59040	PIPE ASSY, FUEL OIL	NPC-3224	14	3-	1 1C02
105225-44790	CAP	NPC-3224	16	21	1C04			NPC-3225	14	3-	1 1E02
		NPC-3225	16	21	1E04	119225-59560	PIPE, FUEL OIL	NPC-3224	13	47	1C01
105546-51330	SPRING, DELIV. VALVE	NPC-3224	11	25	1B14			NPC-3225	13	49	1E01
		NPC-3225	11	25	1D14	119225-59810	PIPE (1), FUEL INJECT	NPC-3224	13	23	1C01
106383-44720	SPACER	NPC-3224	16	17	1C04			NPC-3225	13	25	1E01
		NPC-3225	16	17	1E04	119232-61540	SPRING, LEVER	NPC-3224	12	43	1B15
106383-44730	WASHER	NPC-3224	16	18	1C04			NPC-3225	12	43	1D15
		NPC-3225	16	18	1E04	119255-21590	FLYWHEEL ASSY	NPC-3224	8	12	1B11
110250-55610	RING, RETAINING	NPC-3224	14	15	1C02			NPC-3225	8	12	1D11
		NPC-3225	14	15	1E02	119255-53100	HOLDER, NOZZLE	NPC-3224	13	7	1C01
114250-11120	SPRING, VALVE	NPC-3224	4	17	1B06			NPC-3225	13	7	1E01
		NPC-3225	4	21	1D06	119258-01770	PAN, LUB OIL	NPC-3224	3	6	1B05
114250-11180	RETAINER, SPRING	NPC-3224	4	18	1B06			NPC-3225	3	6	1D05
		NPC-3225	4	22	1D06	119258-12500	CLEANER ASSY, AIR	NPC-3226	2	6	1F04
114250-53130	SEAT, NOZZLE SPRING	NPC-3224	13	9	1C01	119258-12530	COVER ASSY.	NPC-3226	2	7	1F04
		NPC-3225	13	11	1E01	119258-13500	SILENCER	NPC-3224	6	7	1B09
114250-53400	SHIM PACK	NPC-3224	13	11	1C01			NPC-3225	6	9	1D09
		NPC-3225	13	13	1E01	119258-44500	RADIATOR COMPL.	NPC-3226	7	5	1F10
114371-77110	ARMATURE	NPC-3224	15	5	1C03	119258-44740	FAN(D300, SUCTION	NPC-3224	10	17	1B13
		NPC-3225	15	5	1E03			NPC-3225	10	17	1D13



PART NO.	DESCRIPTION	CATALOG NO.	GRP. NO.	REF. NO.	LOC. NO.	PART NO.	DESCRIPTION	CATALOG NO.	GRP. NO.	REF. NO.	LOC. NO.
119258-49010	TUBE A, WATER	NPC-3226	2	20	1F04	119260-13110	GASKET, EXH.MANIFOLD	NPC-3224	6	2	1B09
119258-49020	TUBE B, WATER	NPC-3226	2	21	1F04			NPC-3225	6	1	1D09
119258-55620	F.O.FILTER ASSY	NPC-3224	14	9	1C02	119260-13202	GASKET, (NON-ASB.)	NPC-3224	6	6	1B09
		NPC-3225	14	9	1E02			NPC-3225	6	3	1D09
119258-55621	F.O.FILTER ASSY	NPC-3224	14	9- 1	1C02	119260-14100	GEAR, CAMSHAFT	NPC-3224	7	7	1B10
		NPC-3225	14	9- 1	1E02			NPC-3225	7	7	1D10
119258-77060	BRACKET(STARTOR	NPC-3224	15	20	1C03	119260-14200	TAPPET	NPC-3224	7	1	1B10
		NPC-3225	15	20	1E03			NPC-3225	7	1	1D10
119259-66900	SUPPORT, ACCEL STOP	NPC-3224	12	90	1B16	119260-14400	ROD, PUSH	NPC-3224	7	2	1B10
		NPC-3225	12	87	1D16			NPC-3225	7	2	1D10
119260-01200	BOLT, CYL.HEAD	NPC-3224	1	23	1B03	119260-14580	CAMSHAFT ASSY	NPC-3224	7	3	1B10
		NPC-3225	1	24	1D03			NPC-3225	7	3	1D10
119260-01490	HOUSING ASSY, GEAR	NPC-3224	2	17	1B04	119260-21200	GEAR, CRANKSHAFT	NPC-3224	8	5	1B11
		NPC-3225	2	14	1D04			NPC-3225	8	5	1D11
119260-01590	COVER ASSY,GEAR CASE	NPC-3224	2	1	1B04	119260-21650	V-PULLEY	NPC-3224	8	8	1B11
		NPC-3225	2	1	1D04			NPC-3225	8	8	1D11
119260-02020	BOLT	NPC-3224	1	6	1B03	119260-22300	PIN, PISTON	NPC-3225	8	24	1D11
		NPC-3225	1	6	1D03	119260-23200	BOLT, ROD	NPC-3225	8	31	1D11
119260-02410	BUSH, CAMSHAFT	NPC-3224	1	16	1B03	119260-23910	BUSH, PISTON PIN	NPC-3225	8	30	1D11
		NPC-3225	1	22	1D03	119260-25100	GEAR W/BUSH, IDLE	NPC-3224	7	11	1B10
119260-02800	MAIN BEARING	NPC-3225	1	16	1D03			NPC-3225	7	11	1D10
119260-02870	BEARING,THRUST .25US	NPC-3225	1	26	1D03	119260-32000	PUMP ASSY, LUB. OIL	NPC-3224	9	1	1B12
119260-02930	THRUST BEARING	NPC-3225	1	19	1D03			NPC-3225	9	1	1D12
119260-03020	PLATE, SHELTER	NPC-3224	4	47	1B06	119260-35090	PIPE, OIL INLET	NPC-3224	9	25	1B12
		NPC-3225	4	51	1D06			NPC-3225	9	25	1D12
119260-03031	GASKET, (NON-ASB.)	NPC-3224	4	48	1B06	119260-42020	GASKET, C.W. PUMP	NPC-3224	10	13	1B13
		NPC-3225	4	52	1D06			NPC-3225	10	13	1D13
119260-07900	LIFTER, ENGINE	NPC-3224	4	1	1B06	119260-49530	COVER, THERMOSTAT	NPC-3224	10	19	1B13
		NPC-3225	4	5	1D06			NPC-3225	10	21	1D13
119260-11100	VALVE, SUCTION	NPC-3224	4	15	1B06	119260-49800	THERMOSTAT (71°C	NPC-3224	10	20	1B13
		NPC-3225	4	19	1D06			NPC-3225	10	22	1D13
119260-11110	VALVE, EXHAUST	NPC-3224	4	16	1B06	119260-59520	JOINT (B)	NPC-3224	13	37	1C01
		NPC-3225	4	20	1D06			NPC-3225	13	39	1E01
119260-11200	SUPPORT ASSY, ARM	NPC-3224	4	25	1B06	119260-59530	JOINT (A)	NPC-3224	13	38	1C01
		NPC-3225	4	30	1D06			NPC-3225	13	40	1E01
119260-11240	SHAFT ASSY, ARM	NPC-3224	4	26	1B06	119260-59820	PIPE (2),FUEL INJECT	NPC-3224	13	27	1C01
		NPC-3225	4	31	1D06			NPC-3225	13	29	1E01
119260-11260	SUPPORT, ROCKER ARM	NPC-3224	4	29	1B06	119260-59830	PIPE (3),FUEL INJECT	NPC-3224	13	31	1C01
		NPC-3225	4	29- 1	1B06			NPC-3225	13	33	1E01
		NPC-3225	4	34	1D06	119260-66530	FUEL CONTROLLER	NPC-3224	12	69	1B15
		NPC-3225	4	34- 1	1D06			NPC-3225	12	69	1D15
119260-11270	SCREW	NPC-3224	4	30	1B06	119265-01340	GASKET, CYL. HEAD	NPC-3224	1	24	1B03
		NPC-3225	4	35	1D06	119265-01341	GASKET, CYL. HEAD	NPC-3224	1	24- 1	1B03
119260-11280	SPRING	NPC-3224	4	31	1B06	119265-11260	SUPPORT, ROCKER ARM	NPC-3224	4	40A	1B06
		NPC-3225	4	36	1D06			NPC-3225	4	45A	1D06
119260-11310	GASKET, BONNET	NPC-3224	4	51	1B06	119265-11700	HEAD ASSY, CYLINDER	NPC-3224	4	5	1B06
		NPC-3225	4	55	1D06	119265-21700	CRANKSHAFT ASSY	NPC-3224	8	1	1B11
119260-11330	BONNET ASSY,(NON-ASB	NPC-3224	4	45- 1	1B06	119265-22090	PISTON W/RINGS	NPC-3224	8	16	1B11
119260-11340	SEAL, VALVE STEM	NPC-3224	4	21	1B06	119265-22300	PIN, PISTON	NPC-3224	8	24	1B11
		NPC-3225	4	25	1D06	119265-22500	RING SET	NPC-3224	8	18	1B11
119260-11370	CAP, VALVE	NPC-3224	4	22	1B06	119265-22601	PISTON W/RINGS	NPC-3224	8	16- 1	1B11
		NPC-3225	4	26	1D06	119265-22900	PISTON ASSY O.S=0.25	NPC-3224	8	34	1B11
119260-11800	GUIDE, VALVE	NPC-3224	4	9	1B06	119265-22930	PISTON W/RING OS=.25	NPC-3224	8	34- 1	1B11
		NPC-3225	4	13	1D06	119265-22950	RING SET O.S=0.25	NPC-3224	8	36	1B11

PART NO.	DESCRIPTION	CATALOG NO.	GRP. NO.	REF. NO.	LOC. NO.	PART NO.	DESCRIPTION	CATALOG NO.	GRP. NO.	REF. NO.	LOC. NO.
119265-23100	ROD ASSY, CONNECTING	NPC-3224	8	26	1B11	119620-02450	BEARING, THRUST	NPC-3224	7	4	1B10
		NPC-3225	8	26-1	1D11			NPC-3225	7	4	1D10
119265-23200	BOLT, ROD	NPC-3224	8	31	1B11	119620-11350	STUD	NPC-3224	4	41	1B06
		NPC-3225	8	31-1	1D11			NPC-3225	4	46	1D06
119265-42002	PUMP ASSY, C. WATER	NPC-3224	10	1	1B13	119620-11390	JOINT	NPC-3224	4	52	1B06
		NPC-3225	10	1	1D13			NPC-3225	4	56	1D06
119266-02410	BUSH	NPC-3224	1	16-1	1B03	119620-21500	BOLT, FLYWHEEL	NPC-3224	8	11	1B11
119270-12100	MANIFOLD, SUCTION	NPC-3224	5	1	1B08			NPC-3225	8	11	1D11
		NPC-3225	5	1	1D08	119620-21941	WASHER	NPC-3224	8	10	1B11
119270-12110	GASKET, SUC.MANIFOLD	NPC-3224	5	2	1B08			NPC-3225	8	10	1D11
		NPC-3225	5	2	1D08	119620-23910	BUSH, PISTON PIN	NPC-3224	8	30	1B11
119270-22091	PISTON W/RING	NPC-3225	8	16	1D11	119620-25912	BUSH	NPC-3224	7	13	1B10
119270-22920	PISTON W/RING OS=0.5	NPC-3225	8	40	1D11			NPC-3225	7	13	1D10
119270-22970	RING SET O.S=0.5	NPC-3225	8	42	1D11	119620-42350	V-PULLEY, C.W. PUMP	NPC-3224	10	16	1B13
119285-66080	SHAFT ASSY,REGULATOR	NPC-3224	12	53	1B15			NPC-3225	10	16	1D13
		NPC-3225	12	53	1D15	119620-51170	RETAINER	NPC-3224	11	7	1B14
119285-66500	STOP DEVICE, ENGINE	NPC-3224	12	64	1B15			NPC-3225	11	7	1D14
		NPC-3225	12	64	1D15	119620-51180	RETAINER	NPC-3224	11	8	1B14
119288-61200	CASE ASSY, GOVERNOR	NPC-3224	12	14	1B15			NPC-3225	11	8	1D14
		NPC-3225	12	14	1D15	119620-51190	SPRING, PLUNGER	NPC-3224	11	9	1B14
119288-61510	LEVER ASSY, GOVERNOR	NPC-3224	12	28	1B15			NPC-3225	11	9	1D14
		NPC-3225	12	28	1D15	119620-51250	SHIM PACK	NPC-3224	11	10	1B14
119305-35150	FILTER, LUB. OIL	NPC-3224	9	15	1B12			NPC-3225	11	10	1D14
		NPC-3225	9	15	1D12	119620-51340	HOLDER, DELIV. VALVE	NPC-3224	11	26	1B14
119462-59190	BOLT ASSY,PIPE JOINT	NPC-3224	14	5	1C02			NPC-3225	11	26	1D14
		NPC-3225	14	5	1E02	119620-51350	GASKET, DELIVERY	NPC-3224	11	27	1B14
119600-11450	PROTECTOR, NOZZLE	NPC-3224	4	23	1B06			NPC-3225	11	27	1D14
		NPC-3225	4	27	1D06	119620-51370	O-RING	NPC-3224	11	28	1B14
119600-11460	GASKET, NOZZLE	NPC-3224	4	24	1B06			NPC-3225	11	28	1D14
		NPC-3225	4	28	1D06	119620-51450	GUIDE, PLUNGER	NPC-3224	11	29	1B14
119600-52021	PUMP ASSY, FUEL FEED	NPC-3224	2	33-1	1B04			NPC-3225	11	29	1D14
		NPC-3225	2	24-1	1D04	119620-51461	PIN	NPC-3224	11	30	1B14
119600-61100	DRIVING SET, GOV.	NPC-3224	12	4	1B15			NPC-3225	11	30	1D14
		NPC-3225	12	4	1D15	119620-51510	PINION	NPC-3224	11	32	1B14
119600-61200	WEIGHT ASSY, GOV.	NPC-3224	12	5	1B15			NPC-3225	11	32	1D14
		NPC-3225	12	5	1D15	119620-51650	PLATE	NPC-3224	11	34	1B14
119600-61540	SHIFTER	NPC-3224	12	44	1B15			NPC-3225	11	34	1D14
		NPC-3225	12	44	1D15	119620-51660	SCREW	NPC-3224	11	35	1B14
119600-61541	SHIFTER,P.T.O.	NPC-3224	12	44-1	1B15			NPC-3225	11	35	1D14
		NPC-3225	12	44-1	1D15	119620-51670	PIN	NPC-3224	11	36	1B14
119600-61650	SPRING, STARTING	NPC-3224	12	46	1B15			NPC-3225	11	36	1D14
		NPC-3225	12	46	1D15	119620-51680	PIN	NPC-3224	11	37	1B14
119600-61900	RETAINER, SHAFT	NPC-3224	12	51	1B15			NPC-3225	11	37	1D14
		NPC-3225	12	51	1D15	119620-51700	TAPPET ASSY	NPC-3224	11	38	1B14
119600-66020	SPRING, REGULATOR	NPC-3224	12	61-1	1B15			NPC-3225	11	38	1D14
		NPC-3225	12	61-1	1D15	119620-53000	NOZZLE ASSY,F.INJECT	NPC-3224	13	3	1C01
119600-66840	NUT, CAP	NPC-3224	12	79	1B15			NPC-3225	13	3	1E01
		NPC-3225	12	75	1D15	119620-53080	NUT, VALVE W/CASE	NPC-3224	13	6	1E01
119620-01620	PARALLEL PIN 6X10	NPC-3224	3	1	1B05			NPC-3225	13	6	1E01
		NPC-3225	3	1	1D05	119620-53120	SPRING, VALVE	NPC-3224	13	8	1C01
119620-01800	SEAL HTC456208, OIL	NPC-3224	2	4	1B04			NPC-3225	13	10	1E01
		NPC-3225	2	4	1D04	119620-53140	SPACER, VALVE STOP	NPC-3224	13	10	1C01
119620-01950	SHIM SET	NPC-3224	2	26	1B04			NPC-3225	13	12	1E01
		NPC-3225	2	25	1D04	119620-59700	NUT	NPC-3224	13	42	1C01

PART NO.	DESCRIPTION	CATALOG NO.	GRP. NO.	REF. NO.	LOC NO.	PART NO.	DESCRIPTION	CATALOG NO.	GRP. NO.	REF. NO.	LOC. NO.
119620-59700	NUT	NPC-3225	13	44	1E01	119660-25052	SHAFT, IDLE GEAR	NPC-3224	7	10	1B10
119620-77820	CONNECTOR, GLOW PLUG	NPC-3224	4	58	1B06			NPC-3225	7	10	1D10
		NPC-3225	4	63	1D06	119660-32020	GASKET, L.O.PUMP	NPC-3224	9	11	1B12
119621-21680	BOLT M12X1.25, FLANGE	NPC-3224	8	9	1B11			NPC-3225	9	11	1D12
		NPC-3225	8	9	1D11	119660-51500	RACK	NPC-3224	11	31	1B14
119621-66021	SPRING, REGULATOR	NPC-3224	12	61	1B15			NPC-3225	11	31	1D14
		NPC-3225	12	61	1D15	119660-51530	RETAINER, RACK	NPC-3224	11	33	1B14
119621-66051	LEVER, REGULATOR	NPC-3224	12	62	1B15			NPC-3225	11	33	1D14
		NPC-3225	12	62	1D15	119660-61052	GASKET, (NON-ASB.)	NPC-3224	12	18	1B15
119623-01950	SHIM PACK	NPC-3224	2	26- 1	1B04			NPC-3225	12	18	1D15
		NPC-3225	2	25- 1	1D04	119660-61060	COVER, GOVERNOR CASE	NPC-3224	12	2	1B15
119629-49070	COCK, DRAIN	NPC-3226	7	14	1F10			NPC-3225	12	2	1D15
119629-49080	GASKET	NPC-3226	7	15	1F10	119660-61071	GASKET, (NON-ASB.)	NPC-3224	12	3	1B15
119631-77011	STARTING MOTOR	NPC-3224	15	1	1C03			NPC-3225	12	3	1D15
		NPC-3225	15	1	1E03	119660-61121	LINK L=88.8(NO COLOR)	NPC-3224	12	11	1B15
119631-77650	GEAR CASE CMP	NPC-3224	15	12	1C03			NPC-3225	12	11	1D15
		NPC-3225	15	12	1E03	119660-61140	LINK L=88.6(WHITE)	NPC-3224	12	12	1B15
119631-77651	CASE, GEAR	NPC-3224	15	12- 1	1C03			NPC-3225	12	12	1D15
		NPC-3225	15	12- 1	1E03	119660-61150	LINK L=89.0(RED)	NPC-3224	12	13	1B15
119631-77780	PINION CMP	NPC-3224	15	16	1C03			NPC-3225	12	13	1D15
		NPC-3225	15	16	1E03	119660-61300	NUT, GOVERNOR WEIGHT	NPC-3224	12	9	1B15
119632-77920	TIMER	NPC-3226	9	25	1F12			NPC-3225	12	9	1D15
119642-59540	PIPE ASSY, FUEL OVER	NPC-3224	13	35	1C01	119660-61341	SLEEVE, GOVERNOR	NPC-3224	12	10	1B15
		NPC-3225	13	37	1E01			NPC-3225	12	10	1D15
119642-59550	PIPE, FUEL RETURN	NPC-3224	13	40	1C01	119660-61460	SHIM SET	NPC-3224	12	19	1B15
		NPC-3225	13	42	1E01			NPC-3225	12	19	1D15
119642-59570	JOINT, OVER FLOW PIPE	NPC-3224	13	41	1C01	119660-61491	SHAFT, GOVERNOR LEVER	NPC-3224	12	27	1B15
		NPC-3225	13	43	1E01			NPC-3225	12	27	1D15
119643-66900	DIODE	NPC-3226	9	14	1F12	119660-61901	RETAINER, SHAFT	NPC-3224	12	52	1B15
			10	1A	1F13			NPC-3225	12	52	1D15
119645-77820	CONNECTOR, GLOW PLUG	NPC-3224	4	58- 1	1B07	119660-77201	GENERATOR	NPC-3224	16	1	1C04
		NPC-3225	4	63- 1	1D07			NPC-3225	16	1	1E04
119650-44580	FILTER	NPC-3226	7	6	1F10	119660-77710	CURRENT LIMITER(15A)	NPC-3226	9	18	1F12
119650-44900	SWITCH, WATER TEMP.	NPC-3224	10	27	1B13	119660-77711	CURRENT LIMITER(15A)	NPC-3226	9	18- 1	1F12
		NPC-3225	10	27	1D13	119808-12540	VALVE, UNLOADER	NPC-3226	2	8	1F04
119650-66510	LIMITER COMP., FUEL	NPC-3224	12	69- 1	1B15	119810-55340	LEVER	NPC-3224	14	12	1C02
		NPC-3225	12	69- 1	1D15			NPC-3225	14	12	1E02
119650-77910	RELAY, GROW	NPC-3226	9	19	1F12	119840-61870	SPRING	NPC-3224	12	76	1B15
				22	1F12			NPC-3225	12	86	1D16
119655-12560	ELEMENT	NPC-3226	2	9	1F04	119865-12600	STAY	NPC-3226	2	10	1F04
119656-66910	HOOK	NPC-3224	12	91	1B16	121023-01550	COVER, BLIND	NPC-3224	2	14	1B04
		NPC-3225	12	88	1D16			NPC-3225	2	32	1D04
119660-01551	COVER	NPC-3224	2	23	1B04	121250-44901	SWITCH, THERMO(110°C	NPC-3224	10	25	1B13
		NPC-3225	2	20	1D04			NPC-3225	10	25	1D13
119660-01562	GASKET, (NON-ASB.)	NPC-3224	2	24	1B04	121250-55620	SPRING	NPC-3224	14	16	1C02
		NPC-3225	2	21	1D04			NPC-3225	14	16	1E02
119660-01570	STUD M6X12	NPC-3224	2	25	1B04	121250-59080	PIPE, FUEL OIL	NPC-3224	14	3C	1C02
		NPC-3225	2	22	1D04			NPC-3225	14	3C	1E02
119660-01821	BEARING, FUEL CAM.	NPC-3224	7	17	1B10	121254-55510	CUP, STRAINER	NPC-3224	14	13	1C02
		NPC-3225	7	17	1D10			NPC-3225	14	13	1E02
119660-01911	PIPE, KNOCK	NPC-3224	2	5	1B04	121257-55720	SPRING, SCREEN	NPC-3224	14	16- 1	1C02
		NPC-3225	2	5	1D04			NPC-3225	14	16- 1	1E02
119660-25022	RETAINER, IDLE GEAR	NPC-3224	7	9	1B10	121257-55731	FLOAT	NPC-3224	14	21	1C02
		NPC-3225	7	9	1D10			NPC-3225	14	21	1E02

PART NO.	DESCRIPTION	CATALOG NO.	GRP. NO.	REF. NO.	LOC. NO.	PART NO.	DESCRIPTION	CATALOG NO.	GRP. NO.	REF. NO.	LOC. NO.
121267-44760	SPACER	NPC-3224	10	24	1B13	124550-66370	LOCK NUT M 6	NPC-3225	12	63	1D15
		NPC-3225	10	18	1D13	124722-49160	HOSE(B), WATER DRAIN	NPC-3226	7	17	1F10
121450-01560	STUD M 8X 22	NPC-3224	2	21	1B04	124756-67510	RETAINER, WIRE	NPC-3224	12	93	1B16
		NPC-3225	2	18	1D04			NPC-3225	12	90	1D16
121450-44531	CAP	NPC-3226	2	15	1F04	124766-59050	CLAMP 12	NPC-3224	13	46	1C01
121450-77330	ADJUSTER, BELT	NPC-3224	16	23	1C04				14	2	1C02
		NPC-3225	16	23	1E04					3B	1C02
121465-59950	BOLT M 6X 16, PLATED	NPC-3224	12	75	1B15			NPC-3225	13	48	1E01
		NPC-3225	12	85	1D16				14	2	1E02
121468-44510	SUB-TANK ASSY	NPC-3226	2	13	1F04					3B	1E02
121468-44540	PLUG, SUB-TANK	NPC-3226	2	16	1F04	124767-59080	PIPE, F.O.	NPC-3224	14	3	1C02
121470-44521	BODY, SUB-TANK	NPC-3226	2	14	1F04			NPC-3225	14	3	1E02
121470-44581	GASKET	NPC-3226	2	18	1F04	128300-77920	TIMER	NPC-3226	9	26	1F12
121520-01851	GASKET, (NON-ASB.)	NPC-3224	2	32	1B04	129100-01580	PARALLEL PIN 8X16	NPC-3224	8	2	1B11
		NPC-3225	2	23	1D04				15	19	1C03
121520-01860	COVER, BLIND	NPC-3224	2	33	1B04			NPC-3225	8	2	1D11
		NPC-3225	2	24	1D04				15	19	1E03
121520-34810	GUIDE, DIPSTICK	NPC-3224	9	13	1B12	129100-61930	NUT, CAP	NPC-3224	12	60	1B15
		NPC-3225	9	14	1D12			NPC-3225	12	60	1D15
121550-49111	JOINT PT1/4	NPC-3224	10	23	1B13	129107-44590	CAP, RADIATOR	NPC-3226	7	7	1F10
		NPC-3225	10	20	1D13	129132-34800	DIPSTICK	NPC-3224	9	14	1B12
121575-66830	SCREW, ADJUST	NPC-3224	12	78	1B15			NPC-3225	9	13	1D12
		NPC-3225	12	94	1D16	129150-35350	NUT	NPC-3224	9	24	1B12
124060-01050	PLUG PT1/8	NPC-3224	1	5	1B03			NPC-3225	9	24	1D12
		NPC-3225	1	5	1D03	129150-49080	COCK, DRAIN	NPC-3226	7	13	1F10
124060-21600	GEAR, RING	NPC-3224	8	15	1B11	129150-49090	BODY, 3-WAY COCK	NPC-3226	7	16	1F10
		NPC-3225	8	15	1D11	129150-49100	COCK ASSY, 3-WAY	NPC-3226	7	12	1F10
124066-59100	CLAMP 8	NPC-3224	13	36	1C01	129150-49360	GASKET 10	NPC-3224	10	28	1B13
		NPC-3225	13	38	1E01			NPC-3225	10	28	1D13
124085-02220	SEAL, OIL	NPC-3224	3	4	1B05	129150-59120	RETAINER, INJ. PIPE	NPC-3224	13	18	1C01
		NPC-3225	3	4	1D05			NPC-3225	13	20	1E01
124097-77710	YOKE ASSY.	NPC-3224	15	13	1C03	129150-59131	BOLT M4X14, HEX.SCKT.	NPC-3224	13	21	1C01
		NPC-3225	15	13	1E03			NPC-3225	13	23	1E01
124160-01751	CAP, LUB.OIL SUPPLY	NPC-3224	2	12	1B04	129155-51280	O-RING S6	NPC-3224	12	15	1B15
			4	46	1B06			NPC-3225	12	15	1D15
		NPC-3225	2	12	1D04	129155-51580	O-RING	NPC-3224	13	2	1C01
			4	50	1D06			NPC-3225	13	2	1E01
124160-11360	KNOB	NPC-3224	4	44	1B06	129155-61480	SPACER ASSY	NPC-3224	12	22	1B15
		NPC-3225	4	60	1D06			NPC-3225	12	22	1D15
124160-39450	SWITCH, OIL PRESSURE	NPC-3224	9	28	1B12	129155-61830	O-RING S10	NPC-3224	13	2- 1	1C01
		NPC-3225	9	28	1D12			NPC-3225	13	2- 1	1E01
124160-77020	COVER, TERMINAL	NPC-3226	10	6	1F13	129155-77800	PLUG, GLOW	NPC-3224	4	57	1B06
124195-77760	MAGNETIC SWITCH ASSY	NPC-3224	15	14	1C03			NPC-3225	4	62	1D06
		NPC-3225	15	14	1E03	129350-49530	COVER, THERMOSTAT	NPC-3224	10	19- 1	1B13
124195-77770	THROUGH BOLT	NPC-3224	15	15	1C03			NPC-3225	10	21- 1	1D13
		NPC-3225	15	15	1E03	129350-49541	GASKET, (NON-ASB.)	NPC-3224	10	21- 1	1B13
124450-44560	CLAMP	NPC-3226	2	17	1F04			NPC-3225	10	23- 1	1D13
124465-44950	GASKET 16	NPC-3224	10	26	1B13	129350-49800	THERMOSTAT (71°C	NPC-3224	10	20- 1	1B13
		NPC-3225	10	26	1D13			NPC-3225	10	22- 1	1D13
124550-55700	T.TNE(2TR22	NPC-3224	14	18	1C02	135210-61090	LEAD	NPC-3224	12	95	1B16
		NPC-3225	14	18	1E02			NPC-3225	12	95	1D16
124550-59820	BOLT 8, PIPE JOINT	NPC-3224	13	43	1C01	171056-49120	PLUG, DRAIN	NPC-3224	10	29	1B13
		NPC-3225	13	45	1E01			NPC-3225	10	29	1D13
124550-66370	LOCK NUT M 6	NPC-3224	12	63	1B15	172110-36010	COLLAR	NPC-3226	26	8	1D02

PART NO.	DESCRIPTION	CATALOG NO.	GRP. NO.	REF. NO.	LOC. NO.	PART NO.	DESCRIPTION	CATALOG NO.	GRP. NO.	REF. NO.	LOC. NO.	
172110-36010	COLLAR	NPC-3226	44	3	1I10	194630-47340	SHIM 0.4	NPC-3226	12	22	1F16	
172116-14610	PIPE (A), FUEL	NPC-3226	4	1	1F06	194630-48930	GROMMET 25	NPC-3226	6	16	1F08	
172122-14610	PIPE (B), FUEL	NPC-3226	2	11	1F04	194630-52190	SWITCH, SAFETY START	NPC-3226	9	11	1F12	
172123-76120	CONNECTOR PF1/4	NPC-3226	6	19	1F08	194630-52210	NUT M20	NPC-3226	9	12	1F12	
				20	1F08	194630-64770	NUT 10	NPC-3226	8	4	1F11	
172126-16540	CLAMP 10X70	NPC-3226	10	14	1F13	194640-34160	SHIM T=0.5	NPC-3226	16	22	1G05	
172141-76180	CONNECTOR	NPC-3226	6	22	1F08	194740-00160	WASHER 10, CONICAL	NPC-3226	32	1	1H11	
				24	1F08	194802-56100	HOUR-METER ASSY	NPC-3226	9	13	1F12	
172147-61520	SPACER	NPC-3226	34	14	1H13	194940-01230	KNOB, ACCELERAT. LEVER	NPC-3226	32	2	1H11	
172156-73720	COVER ASSY	NPC-3226	6	5	1F08				34	2	1H13	
172162-17330	SWITCH, WIPER	NPC-3226	9	8	1F12				37	1	1H16	
172162-61870	RUBBER 200, EDGE	NPC-3226	6	36	1F08	194940-25570	SHIM 0.1, CNTR. SHAFT	NPC-3226	13	7	1G22	
172165-79800	RUBBER 150	NPC-3226	6	40	1F09	194940-25580	SHIM 0.2, CNTR. SHAFT	NPC-3226	13	8	1G02	
172519-76140	CONNECTOR 3/8-53	NPC-3226	6	21	1F08	194990-22050	NUT W/WASHER 8	NPC-3224	2	30	1B04	
172631-78220	HOSE, SUCTION	NPC-3226	6	10-1	1F08				6	8	1B09	
172725-16160	ROD, CLAMP	NPC-3226	8	2	1F11				12	1	1B15	
172725-16380	GROMMET 15X20	NPC-3226	7	4	1F10			NPC-3225	2	29	1D04	
			29	2	1H07				6	4	1D09	
172725-21420	BEARING	NPC-3226	13	9-2	1G02				12	1	1D15	
172734-14620	PIPE L=300, FUEL	NPC-3226	2	12	1F04			NPC-3226	12	17-1	1F16	
174307-51700	SHIM SET	NPC-3224	12	29	1B15	194990-22140	NUT W/WASHER 8	NPC-3226	28	21	1H06	
				12	29	1D15	194990-34180	PIN 8X 35	NPC-3226	18	22	1G08
192040-56220	GRIP, HANDLE	NPC-3226	48	44	1I16	195160-13870	CAP, ROTARY CASE	NPC-3226	47	1	1I13	
194080-75790	PIN 28, SNAP	NPC-3226	47	35-1	1I14	197108-14120	SPRING, CONICAL	NPC-3226	42	1	1I07	
194130-71430	SPRING, LOCK PIN	NPC-3226	47	6	1I13	197118-10261		NPC-3226	55	10	1J03	
194150-01190	KNOB, THROTTLE LEVER	NPC-3226	32	2-1	1H11	198220-01261	PLATE, FRICTION	NPC-3226	32	3	1H11	
194151-04141	STRAINER, FUEL	NPC-3226	3	5	1F05				34	3	1H13	
194151-04150	GASKET	NPC-3226	3	6	1F05	198220-52180	RELAY, STARTER	NPC-3226	9	10	1F12	
194151-57100	HORN	NPC-3226	50	1	1J02	198230-61880	STOPPER	NPC-3226	31	27	1H09	
194190-34730	HOUSING, CORE	NPC-3226	22	4	1G13	198511-15620	BUSH, COLUMN	NPC-3226	23	2	1G14	
				10	1G13	198511-21150	PLUG 20, OIL	NPC-3226	12	7	1F16	
194190-61761	RUBBER, CUSHION	NPC-3226	26	9	1H02	198511-25580	SHIM 41X51X0.1	NPC-3226	44	1	1I10	
194193-13230	SHIM T=0.5	NPC-3226	16	25	1G05	198511-25590	SHIM 41X51X0.3	NPC-3226	44	2	1I10	
				25-1	1G05	198511-26200	COLLAR 30X36X27.3	NPC-3226	40	5	1I05	
194193-13240	SHIM T=0.25	NPC-3226	16	26	1G05	198511-31511	GEAR, DIFFERENTIAL	NPC-3226	21	4	1G12	
				26-1	1G05	198511-31561	PINION, DIFFERENTIAL	NPC-3226	21	5	1G12	
194194-13570	SHIM T=0.1	NPC-3226	40	1	1I05	198511-31570	SHAFT, DIFFERENTIAL	NPC-3226	21	6	1G12	
194194-13580	SHIM T=0.3	NPC-3226	40	2	1I05	198511-51450	CORD, EARTH	NPC-3226	10	5	1F13	
194200-25590	SHIM T=0.1	NPC-3226	40	3	1I05	198511-63100	SEAT COMPL.	NPC-3226	31	10	1H09	
194200-25600	SHIM T=0.3	NPC-3226	40	4	1I05	198511-63120	PIN, OPR. SEAT HINGE	NPC-3226	31	11	1H09	
194200-31851	SPACER T=0.9	NPC-3226	21	7	1G12				39	3	1I04	
194200-31861	SPACER T=1.0	NPC-3226	21	8	1G12	198511-66220	BOLT M8X18, RD. HEAD.	NPC-3226	28	12	1H06	
194200-31871	SPACER T=1.1	NPC-3226	21	9	1G12	22117-040000	WASHER 4	NPC-3224	12	47	1B15	
194200-31881	SPACER T=1.2	NPC-3226	21	10	1G12			NPC-3225	12	47	1D15	
194200-37510	SPRING, RETURN	NPC-3226	33	3	1H12	22117-060000	WASHER 6	NPC-3226	15	8	1G04	
			36	7	1H15				18	20	1G07	
194201-61750	CLAMP, BATTERY	NPC-3226	8	3	1F11					20-1	1G07	
194210-13561	BREATHER 10	NPC-3226	12	6	1F16				32	7-1	1H11	
194250-04301	CAP, TANK	NPC-3226	3	7	1F05				35	16-1	1H14	
194311-13550	SPACER	NPC-3226	16	21	1G05				49	4	1J01	
194450-52150	SWITCH, STOP LAMP	NPC-3226	9	9	1F12	22117-080000	WASHER 8	NPC-3226	18	18-1	1G07	
194550-51220	LINK, FUSIBLE 0.85RED	NPC-3226	10	4	1F13				31	12-1	1H09	
194630-01150	SPRING	NPC-3226	34	1	1H13					13-1	1H09	
194630-05340	PACKING	NPC-3226	29	1	1H07				33	14-1	1H12	

PART NO.	DESCRIPTION	CATALOG NO.	GRP. NO.	REF. NO.	LOC. NO.	PART NO.	DESCRIPTION	CATALOG NO.	GRP. NO.	REF. NO.	LOC. NO.
22117-080000	WASHER 8	NPC-3226	33	26	1H12	22137-120000	WASHER 12,POLISHED	NPC-3226	27	16	1H03
			35	5-	1H14					17	1H03
				11-	1H14				37	7	1H16
				12-	1H14				41	27	1I06
				17	1H14				48	21	1I15
			37	6-	1H16				56	12	1J04
				12-	1H16	22137-140000	WASHER 14,POLISHED	NPC-3226	48	22	1I15
			39	4	1I04	22137-200000	WASHER 20,POLISHED	NPC-3226	43	10	1I08
22117-100000	WASHER 10	NPC-3226	16	27	1G05	22157-060000	WASHER 6	NPC-3226	9	30	1F12
			31	15-	1H09				15	10	1G04
			33	12	1H12					10-	1G04
			47	14	1I13				28	13	1H06
				29	1I14					24	1H06
22117-120000	WASHER 12	NPC-3226	5	4	1F07				48	23	1I15
			27	14-	1H03					24	1I15
				15-	1H03	22157-080000	WASHER 8	NPC-3226	27	16-	2 1H03
				16-	1H03				28	14	1H06
				17-	1H03					25	1H06
			33	13	1H12				36	10	1H15
			37	7-	1H16				47	31	1I14
			41	26	1I06				49	6	1J01
22117-140000	WASHER 14	NPC-3226	36	8	1H15	22157-120000	WASHER 12	NPC-3226	41	13-	2 1I06
22137-040000	WASHER 4, POLISHED	NPC-3224	11	43	1B14	22190-060003	SEAL WASER 6	NPC-3224	12	80	1B15
		NPC-3225	11	43	1D14			NPC-3225	12	76	1D15
22137-060000	WASHER 6, POLISHED	NPC-3226	8	5	1F11	22190-120002	SEAL WASHER 12	NPC-3224	3	8	1B05
			32	7	1H11				12	81	1B15
			35	16	1H14			NPC-3225	3	9	1D05
			49	5	1J01				12	77	1D15
22137-080000	WASHER 8, POLISHED	NPC-3226	3	12	1F05	22207-030230	CIRCLIP 30X2.3	NPC-3226	20	5	1G11
			6	38	1F08	22212-100000	WASHER	NPC-3224	16	19	1C04
			12	10	1F16			NPC-3225	16	19	1E04
				24	1F16	22217-040000	SPRING WASHER 4	NPC-3224	11	44	1B14
			18	11	1G07			NPC-3225	11	44	1D14
				18	1G07	22217-050000	SPRING WASHER 5	NPC-3224	4	53	1B06
			31	12	1H09			NPC-3225	4	57	1D06
				13	1H09	22217-060000	SPRING WASHER 6	NPC-3226	47	15	1I13
				14	1H09				48	25	1I15
			33	14	1H12					26	1I15
			35	5	1H14					45	1I16
				11	1H14				49	7	1J01
				12	1H14					10	1J01
			36	9	1H15				57	6	1J05
			37	6	1H16	22217-080000	SPRING WASHER 8	NPC-3226	2	22	1F04
				12	1H16				12	11	1F16
			48	20	1I15				27	32	1H04
22137-100000	WASHER 10,POLISHED	NPC-3226	12	21	1F16				31	16	1H09
			15	9	1G04					17	1H09
			30	6	1H08					18	1H09
			31	15	1H09				41	31	1I06
			32	8	1H11				47	16	1I13
			34	9	1H13	22217-100000	SPRING WASHER 10	NPC-3226	16	23	1G05
22137-120000	WASHER 12,POLISHED	NPC-3226	24	3	1G15				25	5	1G16
			27	14	1H03				26	10	1H02
				15	1H03					10-	1 1H02

PART NO.	DESCRIPTION	CATALOG NO.	GRP. NO.	REF. NO.	LOC. NO.	PART NO.	DESCRIPTION	CATALOG NO.	GRP. NO.	REF. NO.	LOC. NO.
22217-100000	SPRING WASHER 10	NPC-3226	41	6	1I06	22351-020004	SPRING PIN 2X 4	NPC-3224	12	49	1B15
			43	11	1I08						
			44	15	1I10						
			47	30	1I14						
			48	27	1I15						
22217-120000	SPRING WASHER	NPC-3226	56	13	1J04	22351-030014	SPRING PIN 3X14	NPC-3224	12	50	1B15
			25	6	1G16						
			41	28	1I06						
				35	1I06						
22217-140000	SPRING WASHER 14	NPC-3226	17	8	1G06	22351-030020	SPRING PIN 3X20	NPC-3226	33	17	1H12
			20	6	1G11						
				7	1G11						
			48	28	1I15						
22242-000100	CIRCLIP 10	NPC-3224	4	40	1B06	22351-040025	SPRING PIN 4X25, SPRING	NPC-3226	47	17	1I13
				45	1D06						
22242-000120	CIRCLIP 12	NPC-3226	5	5	1F07	22351-050020	SPRING PIN 5X20	NPC-3226	23	15	1G14
22242-000170	CIRCLIP 17	NPC-3226	23	11	1G14						
22242-000180	CIRCLIP 18	NPC-3226	46	5	1I12	22351-050025	SPRING PIN 5X25	NPC-3226	38	1D	1I02
			14	8	1G03						
22242-000200	CIRCLIP 20	NPC-3224	7	15	1B10	22351-050040	SPRING PIN 5X40	NPC-3226	27	19	1H03
				15	1D10						
22242-000240	CIRCLIP 24	NPC-3226	13	10	1G02	22351-060012	SPRING PIN 6X12	NPC-3224	4	59	1B07
			22242-000250	CIRCLIP 25S	NPC-3226						
22242-000300	CIRCLIP 30	NPC-3226	23	12	1G14	22351-060025	SPRING PIN 6X25	NPC-3226	38	1E	1I02
				12	1I05						
22242-000320	CIRCLIP 32	NPC-3226	45	3	1I11	22351-060032	SPRING PIN 6X32	NPC-3226	33	18	1H12
				3	1I11						
22242-000360	CIRCLIP 36	NPC-3226	11	6	1F15	22351-080040	SPRING PIN 8X40	NPC-3226	27	20	1H03
			22242-000550	CIRCLIP 55	NPC-3226						
22252-000200	CIRCLIP 20	NPC-3224	8	25	1B11	22360-040000	SNAP PIN 4	NPC-3224	12	82	1B15
			22252-000300	CIRCLIP 30	NPC-3226						
22252-000320	CIRCLIP 32	NPC-3226	41	29	1I06	22360-060000	SNAP PIN 6	NPC-3224	12	83	1B16
			22252-000320	CIRCLIP 32	NPC-3226						
22252-000400	CIRCLIP 40	NPC-3226	17	9	1G06	22360-080000	SNAP PIN 8	NPC-3226	31	19	1H09
			22252-000400	CIRCLIP 40	NPC-3226						
22252-000401	CIRCLIP 40	NPC-3226	23	13-1	1G14	22360-100000	SNAP PIN 10	NPC-3226	30	7	1H08
			22252-000470	CIRCLIP 47	NPC-3226						
22252-000471	CIRCLIP 47	NPC-3226	16	11	1G05	22417-160160	COTTER PIN 1.6X16	NPC-3226	18	12	1G07
				11	1G05						
22252-000520	CIRCLIP 52	NPC-3226	23	13	1G14	22417-200100	COTTER PIN 2.0X10	NPC-3226	49	8	1J01
				13	1I05						
22252-000521	CIRCLIP 52	NPC-3226	40	13	1I05	22417-200160	COTTER PIN 2.0X16	NPC-3226	15	11	1G04
			22252-000620	CIRCLIP 62(H)	NPC-3226						
22252-000621	CIRCLIP 62	NPC-3226	40	14	1I05	22417-250160	COTTER PIN 2.5X16	NPC-3226	33	19	1H12
				14	1G14						
22272-000070	CIRCLIP E- 7	NPC-3226	23	14	1G14	22417-250200	COTTER PIN 2.5X20	NPC-3226	27	21	1H03
				14	1G14						
22272-000120	CIRCLIP E-12	NPC-3226	40	14	1I05	22417-250070	COTTER PIN 2.5X16	NPC-3226	48	29	1I15
				14	1G14						
22272-000070	CIRCLIP E- 7	NPC-3226	18	2A	1G07	22417-250070	COTTER PIN 2.5X16	NPC-3226	33	19	1H12
				2A-1	1G07						
22272-000090	CIRCLIP E- 9	NPC-3226	17	10	1G06	22417-250090	COTTER PIN 2.5X16	NPC-3226	35	6	1H14
				10	1G06						
22273-000070	CIRCLIP E- 7	NPC-3226	33	16	1H12	22417-250090	COTTER PIN 2.5X16	NPC-3226	31	20	1H09
				16	1H12						
22273-000090	CIRCLIP E- 9	NPC-3226	32	9	1H11						
				15	1H12						

PART NO.	DESCRIPTION	CATALOG NO.	GRP. NO.	REF. NO.	LOC NO.	PART NO.	DESCRIPTION	CATALOG NO.	GRP. NO.	REF. NO.	LOC NO.
22417-250200	COTTER PIN 2.5X20	NPC-3226	33	19- 1	1H12	23871-020000	PLUG PT1/4, SCREW	NPC-3224	4	12	1806
				27	1H12			NPC-3225	4	16	1006
			35	6- 1	1H14	23871-030000	PLUG PT3/8, SCREW	NPC-3224	4	12- 1	1806
				13- 1	1H14			NPC-3225	4	16- 1	1006
				14- 1	1H14	23887-120002	PLUG 12, HEX.	NPC-3224	3	9	1805
				18	1H14			NPC-3225	3	7	1005
			37	10	1H16	24101-060054	BALL BEARING	NPC-3226	13	12	1602
			56	14	1J04				40	16	1105
22417-320250	COTTER PIN 3.2X25	NPC-3226	48	30- 1	1I15	24101-062034	BALL BEARING	NPC-3224	7	24	1810
22417-320320	COTTER PIN 3.2X32	NPC-3226	27	25	1H03			NPC-3225	7	24	1010
			48	30	1I15			NPC-3226	44	19	1110
22417-500400	COTTER PIN 5.0X40	NPC-3226	48	31	1I15	24101-062044	BALL BEARING	NPC-3226	14	10	1603
22451-060000	WIRE 0.6	NPC-3224	12	96	1B16	24101-062064	BALL BEARING	NPC-3226	20	9	1611
		NPC-3225	12	96	1D16				40	17	1105
22487-060120	PIN, FLAT HEAD 6X 12	NPC-3226	18	14	1G07	24101-062094	BALL BEARING	NPC-3226	21	14	1612
22487-060160	PIN 6X 16	NPC-3226	18	14- 1	1G07	24101-063034	BALL BEARING	NPC-3226	40	18	1105
				14- 2	1G07	24101-063044	BALL BEARING	NPC-3226	44	20	1110
22487-060400	PIN 6X 40	NPC-3226	16	12	1G05	24102-063034	BALL BEARING 6303U	NPC-3224	7	23	1810
22487-080160	PIN 8X 16	NPC-3226	18	15	1G07			NPC-3225	7	23	1010
22487-080400	PIN 8X 40	NPC-3226	43	13	1I08	24104-060034	BALL BEARING	NPC-3226	46	7	1112
22487-080500	PIN 8X 50	NPC-3226	27	26	1H03	24104-060054	BALL BEARING	NPC-3226	16	14	1605
22487-100160	PIN 10X 16	NPC-3226	30	8- 1	1H08	24104-062004	BALL BEARING	NPC-3226	47	28	1114
22487-100200	PIN 10X20	NPC-3226	30	8	1H08	24104-062014	BALL BEARING 6201UU	NPC-3226	33	20	1H12
22487-100400	PIN 10X 40	NPC-3226	47	19	1I13				41	30	1106
22487-120240	PIN 12X24, FLAT HEAD	NPC-3226	27	27	1H03	24104-062034	BALL BEARING	NPC-3226	17	11	1606
22487-120300	PIN 12X 30	NPC-3226	27	27- 1	1H03				23	16- 1	1614
				28	1H03				46	8	1112
22487-120400	PIN 12X 40	NPC-3226	27	29	1H03	24104-062044	BALL BEARING	NPC-3226	16	15	1605
22512-040120	KEY 4X 12	NPC-3224	7	8	1B10				41	8	1106
				22	1B10					19	1106
			8	6	1B11	24104-062054	BALL BEARING	NPC-3226	22	6	1G13
		NPC-3225	7	8	1D10	24104-063034	BALL BEARING	NPC-3226	23	16	1G14
				22	1D10	24104-063054	BALL BEARING	NPC-3226	23	17	1G14
			8	6	1D11	24190-100003	BALL 5/16	NPC-3226	34	11	1H13
22512-070300	KEY 7X 30	NPC-3226	19	8	1G10	24311-000110	O-RING 1A P-11.0	NPC-3224	9	26- 1	1B12
22550-050200	KEY 5X20	NPC-3226	16	13	1G05			NPC-3226	6	29	1F08
			40	15	1I05	24311-000120	O-RING 1A P 12.0	NPC-3224	2	6	1804
			44	18	1I10				4	56	1806
22550-070200	KEY 7X20	NPC-3226	41	3	1I06				9	26	1B12
23000-013000	CLAMP 13	NPC-3226	4	3	1F06			NPC-3225	2	6	1004
23000-035000	CLAMP 35	NPC-3226	6	26	1F08				4	61	1006
23000-054000	CLAMP 54	NPC-3226	2	23	1F04				9	26	1D12
23010-038000	CLAMP 38	NPC-3226	2	24	1F04			NPC-3226	12	12	1F16
23065-070130	PIPE 7X 130	NPC-3226	2	19	1F04	24311-000125	O-RING 1A P-12.5	NPC-3226	40	19	1105
23065-120500	PIPE, VINYL 12X 500	NPC-3224	4	60	1B07				44	21	1110
		NPC-3225	4	1	1D06	24311-000180	O-RING 1A P-18.0	NPC-3226	12	13	1F16
23080-012000	CLAMP 12	NPC-3226	2	25	1F04	24311-000200	O-RING 1A P-20.0	NPC-3226	6	30	1F08
			7	18	1F10	24311-000210	O-RING 1A P-21.0	NPC-3224	10	11	1B13
23393-020000	JOINT 90RG11/4	NPC-3226	6	27	1F08	24311-000320	O-RING 1A P-32.0	NPC-3225	10	11	1D13
				28	1F08			NPC-3224	2	13	1804
23414-080012	GASKET 8	NPC-3224	13	44	1C01				4	54	1806
		NPC-3225	13	46	1E01			NPC-3225	2	13	1D04
23414-140000	GASKET 14, ROUND	NPC-3224	13	45	1C01				4	58	1D06
		NPC-3225	13	47	1E01	24311-000400	O-RING 1A P-40.0	NPC-3226	13	13	1602

PART NO.	DESCRIPTION	CATALOG NO.	GRP. NO.	REF. NO.	LOC NO.	PART NO.	DESCRIPTION	CATALOG NO.	GRP. NO.	REF. NO.	LOC NO.	
24311-240100	O-RING 1A P-10A	NPC-3224	14	20	1C02	26013-080202	BOLT W/WASHER M8X20	NPC-3226	16	16	1G05	
		NPC-3225	14	20	1E02					17	1G05	
24315-000080	O-RING 1B P-8.0	NPC-3226	15	1F	1G04				17	6	1G06	
24315-000110	O-RING 1B P-11.0	NPC-3226	6	23	1F08					13	1G06	
				25	1F08					14	1G06	
			15	1H	1G04					14-	1 1G06	
24321-000350	O-RING 1A G-35.0	NPC-3224	10	21	1B13				18	16	1G07	
		NPC-3225	10	23	1D13				23	20	1G14	
24341-000070	O-RING 1A S-7.0	NPC-3224	12	58	1B15				29	20-	2 1H07	
		NPC-3225	12	58	1D15					22	1H07	
24341-000240	O-RING 1A S-24.0	NPC-3224	2	15	1B04				31	26	1H09	
		NPC-3225	2	33	1D04				33	22	1H12	
24341-000280	O-RING 1A S-28.0	NPC-3224	12	66	1B15				41	15	1I06	
		NPC-3225	12	66	1D15				43	15	1I08	
24341-000480	O-RING 1A S-48.0	NPC-3226	6	31	1F08				49	9	1J01	
24421-173507	SEAL TC17 35 07, OIL	NPC-3226	44	22	1I10	26013-080252	BOLT M 8X 25	NPC-3226	12	23-	1 1F16	
24421-204708	SEAL TC20 47 08, OIL	NPC-3226	14	11	1G03				36	12	1H15	
24421-254208	SEAL TC25 42 08, OIL	NPC-3226	40	20	1I05	26013-080302	BOLT M 8X 30	NPC-3226	6	34	1F08	
24421-255210	OIL SEAL TC255210	NPC-3226	44	23	1I10				18	17	1G07	
24421-306210	SEAL TC30 62 10, OIL	NPC-3226	20	10	1G11				26	4	1H02	
			40	21	1I05	26013-080352	BOLT M 8X 35	NPC-3226	21	11	1G12	
24430-304205	SEAL VC304205,OIL	NPC-3226	41	9	1I06	26013-080452	BOLT M 8X 45	NPC-3226	19	12	1G10	
24550-012100	BUSH 12X10	NPC-3226	23	18	1G14	26013-080502	BOLT M 8X 50	NPC-3226	5	7	1F07	
24550-016150	DRY BUSH 16X15	NPC-3226	17	12	1G05	26013-080652	BOLT M 8X 65	NPC-3226	14	8	1C02	
24550-020120	BUSH 20X12, DRY	NPC-3226	33	21	1H12				NPC-3225	14	8	1E02
24761-010000	NIPPLE M6F, GREASE	NPC-3226	19	9	1G10	26013-100202	BOLT W/WASHER M10X20	NPC-3226	1	4	1F03	
			43	14-	1 1I08				11	9	1F15	
			45	4	1I11				29	24	1H07	
24761-060000	NIPPLE MT6X1, GREASE	NPC-3226	11	7	1F15				31	26-	1 1H09	
24761-070000	NIPPLE MT6, GREASE	NPC-3226	43	14	1I08				38	22	1I02	
25123-003502	V-BELT SP.B 35 H2	NPC-3226	16	20	1G05				43	16	1I08	
25123-009001	V-BELT SP.B 90 H	NPC-3226	41	12	1I06				47	4	1I13	
26013-060122	BOLT M 6X 12	NPC-3226	47	20	1I13	26013-100252	BOLT W/WASHER M10X25	NPC-3226	16	17-	1 1G05	
				34	1I14					17-	2 1G05	
26013-060142	BOLT M 6X 14	NPC-3226	11	8	1F15				41	10	1I06	
26013-060162	BOLT M 6X 16	NPC-3226	7	8	1F10					20	1I06	
			14	12	1G03				44	24	1I10	
			23	19	1G14				48	32	1I15	
26013-060252	BOLT M 6X 25	NPC-3226	9	31	1F12					33	1I16	
26013-080162	BOLT W/WASHER M8X16	NPC-3226	3	9	1F05				56	7	1J04	
			6	32	1F08					8	1J04	
			7	9	1F10	26013-100302	BOLT M10X 30	NPC-3226	46	9	1I12	
				19	1F10				47	32	1I14	
			10	13	1F13	26013-100352	BOLT M10X 35	NPC-3226	57	7	1J05	
			28	15	1H06	26013-100402	BOLT M10X 40	NPC-3226	33	23	1H12	
			29	20	1H07	26013-100502	BOLT M10X 50	NPC-3226	15	2	1G04	
				20-	1 1H07					2-	1 1G04	
			31	22	1H09				23	21	1G14	
			38	16	1F07	26013-100652	BOLT 10X65 W/SP.WSHR	NPC-3226	15	12	1G04	
			47	21	1F13	26013-100702	BOLT 10X70 W/SP.WSHR	NPC-3226	15	12-	1 1G04	
				22-	2 1I14	26013-120252	BOLT M12X 25	NPC-3226	16	18	1G05	
26013-080202	BOLT W/WASHER M8X20	NPC-3226	6	32-	1 1F08				19	10	1G10	
				33	1F08					11	1G10	
				41	1F09	26014-060202	BOLT M 6X 20	NPC-3224	2	34	1B04	

PART NO.	DESCRIPTION	CATALOG NO.	GRP. NO.	REF. NO.	LOC NO.	PART NO.	DESCRIPTION	CATALOG NO.	GRP. NO.	REF. NO.	LOC. NO.
26014-060202	BOLT M 6X 20	NPC-3225	2	30	1D04	26106-060182	BOLT M 6X 18 PLATED	NPC-3225	10	24	1D13
26014-080252	BOLT M 8X 25	NPC-3224	6	9	1B09	26106-060222	BOLT M 6X 22 PLATED	NPC-3224	3	5	1B05
			16	24	1C04			NPC-3225	3	5	1D05
		NPC-3225	6	10	1D09	26106-060282	BOLT M 6X 28 PLATED	NPC-3224	5	4	1B08
			16	24	1E04			NPC-3225	5	4	1D08
		NPC-3226	23	20- 1	1G14	26106-060302	BOLT M 6X 30 PLATED	NPC-3224	2	8	1B04
26018-060162	BOLT M6X16	NPC-3226	28	16	1H06				10	18	1B13
26018-060202	BOLT M 6X 20	NPC-3226	2	27	1F04			NPC-3225	2	8	1D04
			28	17	1H06				10	19	1D13
26018-080162	BOLT M 8X 16	NPC-3226	29	21	1H07	26106-060402	BOLT M 6X 40 PLATED	NPC-3224	2	9	1B04
			38	8	1I02				6	3	1B09
				16- 1	1I02			NPC-3225	2	9	1D04
			47	22	1I13				6	5	1D09
				22- 1	1I14	26106-060502	BOLT M 6X 50 PLATED	NPC-3224	2	10	1B04
26018-080202	BOLT M 8X 20	NPC-3226	31	21	1H09			NPC-3225	2	10	1D04
26018-080252	BOLT M8X 25	NPC-3226	12	23	1F16	26106-060652	BOLT M 6X 65 PLATED	NPC-3224	2	11	1B04
			28	18	1H06			NPC-3225	2	11	1D04
26018-080352	BOLT M8X35	NPC-3226	28	19	1H06	26106-060702	BOLT M 6X 70 PLATED	NPC-3224	12	84	1B16
26022-030252	SCREW M3X25,PAN HEAD	NPC-3226	9	32	1F12			NPC-3225	12	80	1D15
26022-040082	SCREW M 4X 8	NPC-3224	11	45	1B14	26106-060752	BOLT M 6X 75 PLATED	NPC-3224	12	85	1B16
		NPC-3225	11	45	1D14			NPC-3225	12	91	1D16
26022-040252	SCREW M 4X 25	NPC-3224	16	6	1C04	26106-060952	BOLT M 6X 95 PLATED	NPC-3224	12	68	1B15
		NPC-3225	16	6	1E04					86	1B16
26022-050102	SCREW M 5X 10	NPC-3226	9	34	1F12			NPC-3225	12	68	1D15
26022-060122	SCREW M 6X 12	NPC-3226	28	20	1H06					81	1D15
26023-060202	SCREW M 6X 20	NPC-3226	9	33	1F12	26106-080142	BOLT M 8X 14 PLATED	NPC-3224	4	3	1B06
26051-060002	NUT M 6	NPC-3226	9	35	1F12			NPC-3225	4	7	1D06
				36	1F12	26106-080162	BOLT M 8X 16 PLATED	NPC-3224	4	4	1B06
				37	1F12			NPC-3225	4	8	1D06
				38	1F12	26106-080202	BOLT M 8X 20 PLATED	NPC-3224	10	22- 1	1B13
26051-080002	NUT M 8	NPC-3226	1	5	1F03			NPC-3225	10	24- 1	1D13
			10	15	1F13	26106-080452	BOLT M 8X 45 PLATED	NPC-3224	4	42	1B06
			34	12	1H13				10	14	1B13
26106-060082	BOLT M 6X 8 PLATED	NPC-3224	3	10	1B05			NPC-3225	4	47	1D06
		NPC-3225	3	10	1D05				10	14	1D13
26106-060102	BOLT M 6X 10 PLATED	NPC-3224	12	59	1B15	26106-100402	BOLT M10X 40 PLATED	NPC-3224	16	22	1C04
		NPC-3225	12	59	1D15			NPC-3225	16	22	1E04
26106-060122	BOLT M 6X 12 PLATED	NPC-3224	1	25	1B03	26116-050102	BOLT M 5X 10 PLATED	NPC-3224	12	87	1B16
			2	16	1B04			NPC-3225	12	82	1D15
			3	11	1B05	26116-060162	BOLT 6X16	NPC-3226	49	11	1J01
			7	16	1B10	26116-060302	BOLT M 6X 30 PLATED	NPC-3224	12	88	1B16
			9	27	1B12			NPC-3225	12	83	1D16
		NPC-3225	1	23	1D03	26116-080252	BOLT M 8X 25 PLATED	NPC-3226	11	10	1F15
			2	34	1D04				33	24	1H12
			3	11	1D05	26116-080352	BOLT M 8X 35	NPC-3226	1	6	1F03
			7	16	1D10				12	14	1F16
			9	27	1D12					14- 1	1F16
26106-060162	BOLT M 6X 16 PLATED	NPC-3224	2	7	1B04				36	13- 1	1H15
			5	3	1B08	26116-080402	BOLT M 8X 40 PLATED	NPC-3226	27	28- 1	1H03
			7	25	1B10				36	13	1H15
		NPC-3225	2	7	1D04	26116-080552	BOLT 8X55	NPC-3226	12	16	1F16
			5	3	1D08					16- 1	1F16
			7	25	1D10	26116-080604	BOLT M8X 60	NPC-3226	3	10	1F05
26106-060182	BOLT M 6X 18 PLATED	NPC-3224	10	22	1B13	26116-081002	BOLT M 8X100 PLATED	NPC-3226	35	7	1H14

PART NO.	DESCRIPTION	CATALOG NO.	GRP. NO.	REF. NO.	LOC. NO.	PART NO.	DESCRIPTION	CATALOG NO.	GRP. NO.	REF. NO.	LOC. NO.
26116-081202	BOLT M 8X120 PLATED	NPC-3226	12	15	1F16	26716-080002	NUT M 8	NPC-3226	1	7	1F03
26116-100202	BOLT M10X 20 PLATED	NPC-3226	56	15	1J04				2	28	1F04
26116-100252	BOLT M10X 25 PLATED	NPC-3226	48	34	1I16				3	11	1F05
26116-100652	BOLT M10X 65 PLATED	NPC-3226	41	11	1I06				11	11	1F15
26116-100952	BOLT M10X 95 PLATED	NPC-3226	26	6	1H02				12	17	1F16
				6- 1	1H02				19	13	1G10
26116-120252	BOLT M12X 25 PLATED	NPC-3224	15	18	1C03				27	23- 1	1H03
		NPC-3225	15	18	1E03				28	23	1H06
26116-120302	BOLT M12X 30 PLATED	NPC-3224	15	18- 1	1C03				31	23	1H09
		NPC-3225	15	18- 1	1E03					24	1H09
26116-120502	BOLT M12X 50	NPC-3226	41	32	1I06					25	1H09
26116-140252	BOLT M14X 25 PLATED	NPC-3226	48	35	1I16				33	25	1H12
26117-040088	BOLT M 4X 8 PLATED	NPC-3226	32	11	1H11				35	8	1H14
26156-140352	BOLT M14X 35 PLATED	NPC-3226	20	11	1G11					9	1H14
				12- 1	1G11				36	14	1H15
26157-140302	BOLT M14X 30 PLATED	NPC-3226	20	12	1G11				41	34	1I06
26206-100202	BOLT M10X20	NPC-3224	15	21	1C03				47	25	1I14
		NPC-3225	15	21	1E03				48	42	1I16
26216-060402	STUD M 6X 40 PLATED	NPC-3224	6	4	1B09	26716-100002	NUT 10	NPC-3224	16	20	1C04
		NPC-3225	6	6	1D09			NPC-3225	16	20	1E04
26216-080202	STUD M 8X 20 PLATED	NPC-3224	6	10	1B09			NPC-3226	12	18	1F16
		NPC-3225	6	7	1D09				25	7	1G16
26356-120002	U-NUT M12	NPC-3226	24	4	1G15				26	5	1H02
26366-060002	NUT M 6	NPC-3224	2	31	1B04					5- 1	1H02
			6	5	1B09				38	23	1I02
		NPC-3225	2	31	1D04				43	17- 1	1I08
			6	8	1D09				44	25	1I10
26366-080002	NUT M 8	NPC-3224	4	43	1B06				47	26	1I14
		NPC-3225	4	48	1D06				27		1I14
26450-060202	BOLT M 6X 20	NPC-3224	9	12	1B12					27- 1	1I14
		NPC-3225	9	12	1D12				48	43	1I16
26557-050102	SCREW M 5X 10	NPC-3224	4	55	1B06				56	16	1J04
		NPC-3225	4	59	1D06	26716-120002	NUT 12	NPC-3225	41	33	1I06
26557-060122	SCREW M 6X 12,PAN HD	NPC-3226	47	24	1I14					36	1I06
			57	8	1J05	26717-030002	NUT M 3	NPC-3226	9	39	1F12
26557-060252	SCREW M 6X 25	NPC-3226	49	12	1J01	26717-060002	NUT M 6	NPC-3226	9	40	1F12
26587-040102	SCREW M 4X 10	NPC-3224	11	46	1B14	26732-140002	NUT M14	NPC-3226	46	10	1I12
		NPC-3225	11	46	1D14	26736-120002	NUT M12	NPC-3226	25	8	1G16
26587-060122	SCREW M 6X 12	NPC-3226	48	36- 1	1I16	26736-140002	NUT M14	NPC-3226	46	10- 1	1I12
26587-060162	SCREW M 6X 16	NPC-3226	48	36	1I16	26737-140002	NUT M14	NPC-3226	17	15	1G06
				37	1I16	26746-180002	NUT M18	NPC-3226	27	30	1H04
				38	1I16	26756-060002	LOCK NUT 6	NPC-3224	4	35	1B06
				39	1I16					39	1B06
26587-080102	SCREW M 8X 10	NPC-3224	49	13	1J01				12	89	1B16
			7	26	1B10					94	1B16
		NPC-3225	7	26	1D10			NPC-3225	4	40	1D06
26667-100002	CAP NUT M10	NPC-3226	43	17	1I08					44	1D06
26716-040002	NUT M 4	NPC-3226	32	12	1H11				12	84	1D16
26716-060002	NUT 6	NPC-3226	8	6	1F11					92	1D16
			28	22	1H06	26756-100002	LOCK NUT M10 PLATED	NPC-3226	25	9	1G16
			48	40	1I16				32	13- 1	1H11
				41	1I16				34	13	1H13
			49	14	1J01	26756-120002	LOCK NUT 12	NPC-3226	9	41	1F12
			57	9	1J05	26776-120002	LOCK NUT M12 PLATED	NPC-3224	12	77	1B15

PART NO.	DESCRIPTION	CATALOG NO.	GRP. NO.	REF. NO.	LOC. NO.	PART NO.	DESCRIPTION	CATALOG NO.	GRP. NO.	REF. NO.	LOC. NO.
26776-120002	LOCK NUT M12 PLATED	NPC-3225	12	93	1D16	719225-51100	PUMP ASSY, F.INJECT.	NPC-3225	11	1	1D14
		NPC-3226	25	10	1G16	719255-53100	FUEL INJECT.VALVE AS	NPC-3224	13	1	1C01
				11	1G16			NPC-3225	13	1	1E01
26796-100002	NUT M10, LOCK	NPC-3226	32	13	1H11	719260-02800	MAIN BEARING	NPC-3224	1	17	1B03
27221-050080	PLUG 5X 8	NPC-3224	4	13	1B06	719260-02870	MAIN BEARING US=0.25	NPC-3224	1	26	1B03
		NPC-3225	4	17	1D06	719260-02930	BEARING, THRUST	NPC-3224	1	20	1B03
27221-060100	PLUG 6X10	NPC-3224	1	11	1B03	719260-11520	BONNET ASSY, HEAD	NPC-3224	4	45	1B06
		NPC-3225	1	11	1D03			NPC-3225	4	49	1D06
27231-400000	PLUG 40	NPC-3224	1	12	1B03	719260-11650	ARM ASSY, ROCKER	NPC-3224	4	32	1B06
		NPC-3225	1	12	1D03			NPC-3225	4	37	1D06
27241-100000	PLUG 10	NPC-3224	1	13	1B03	719260-11660	ARM ASSY, ROCKER	NPC-3224	4	36	1B06
		NPC-3225	1	13	1D03			NPC-3225	4	41	1D06
27241-250000	PLUG 25	NPC-3224	1	14	1B03	719260-11700	HEAD ASSY, CYLINDER	NPC-3225	4	9	1D06
		NPC-3225	1	14	1D03	719260-21700	CRANKSHAFT ASSY	NPC-3225	8	1	1D11
27241-300000	PLUG 30	NPC-3224	1	15	1B03	719260-23100	ROD ASSY, CONNECTING	NPC-3225	8	26	1D11
		NPC-3225	1	15	1D03	719260-23600	BEARING, CRANKPIN	NPC-3224	8	32	1B11
27241-350000	PLUG 35	NPC-3224	4	14	1B06			NPC-3225	8	32	1D11
		NPC-3225	4	18	1D06	719260-23610	BEARING, PIN U.S.=0.25	NPC-3224	8	40	1B11
27260-470001	PLUG 47, COLLAR BORE	NPC-3226	40	22	1I05			NPC-3225	8	46	1D11
27260-520000	COVER 52, BLIND	NPC-3226	13	14	1G02	719265-01560	BLOCK ASSY, CYLINDER	NPC-3224	1	1	1B03
28110-100120	WRENCH 10X12	NPC-3226	52	3	1J11	719270-01560	BLOCK ASSY, CYLINDER	NPC-3225	1	1	1D03
28110-140170	WRENCH 14X17	NPC-3226	52	4	1J11	719270-22501	RING SET	NPC-3225	8	18	1D11
29311-253000	GROMMET	NPC-3226	10	18	1F13	719270-22541	RING SET O.S.=0.25	NPC-3225	8	36	1D11
29411-100000	FUSE (10A), CARTRIDGE	NPC-3226	10	16	1F13	719270-22820	PISTON W/RING OS=-.25	NPC-3225	8	34	1D11
29411-150000	FUSE (15A), CARTRIDGE	NPC-3226	10	17	1F13	719620-01650	CASE ASSY, OIL SEAL	NPC-3224	3	2	1B05
7A6150-15440	WIRE, RETURN ASSY	NPC-3226	18	2- 1	1G07			NPC-3225	3	2	1D05
				2- 2	1G07	794130-71410	PIN ASSY, BALL SOCKET	NPC-3226	27	11	1H03
7A6150-31010	CAHSSIS EU PL	NPC-3226	26	1- 1	1H02	933168-28480	WASHER 20X9X3.2	NPC-3226	12	20	1F16
7A6150-31011	CAHSSIS EU PL.	NPC-3226	26	1- 2	1H02	933172-02631	BEARING	NPC-3226	13	15	1G02
7A6150-43010	FENDER 18EU	NPC-3226	30	1- 1	1H08						
7A6150-61000	DECK ASSY, MOWER	NPC-3226	38	1- 2	1I02						
7A6150-73010	CASING COMP, THROWER	NPC-3226	47	7- 1	1I13						
7A6150-73410	COVER, JOINT EU	NPC-3226	47	12- 2	1I13						
7A6150-76640	BOX, REAR PL	NPC-3226	48	8- 1	1I15						
7A6155-06200	SHROUD J PL	NPC-3226	7	20	1F10						
7A6155-11500	COVER, HST J	NPC-3226	11	13	1F15						
7A6155-31010	CHASSIS J PL	NPC-3226	26	11	1H02						
7A6155-31011	SHASSIS J PL.	NPC-3226	26	11- 1	1H02						
7A6155-41150	COVER J PL	NPC-3226	28	26	1H06						
7A6155-42300	COVER	NPC-3226	29	25	1H07						
7A6155-43010	FENDER 18J	NPC-3226	30	11	1H08						
7A6155-61000	DECK ASSY, MOWER J	NPC-3226	38	24	1I02						
7A6155-61700	COVER LJ	NPC-3226	38	25	1I03						
7A6155-61800	COVER(R)	NPC-3226	38	26	1I03						
7A6155-73010		NPC-3226	47	37	1I14						
7A6155-73100		NPC-3226	47	39	1I14						
7A6155-73410	COVER, JOINT J	NPC-3226	47	38	1I14						
7A6155-75600	BRACKET	NPC-3226	56	9	1J04						
7A6155-76630	BOX, FRONT PL	NPC-3226	48	49	1I16						
7A6155-76640	BOX, REAR PL	NPC-3226	48	48	1I16						
7A6230-43010	FENDER 16EU	NPC-3226	30	9-1	1H08						
714250-11570	COTTER ASSY	NPC-3224	4	19	1B06						
		NPC-3225	4	23	1D06						
719225-51100	PUMP ASSY, F.INJECT.	NPC-3224	11	1	1B14						



YANMAR AGRICULTURAL EQUIPMENT CO.,LTD.

1-32, Chayamachi, Kita-ku, OSAKA 530-8321, JAPAN

Tel:06-6376-6348